


N.F.B. COPY

NATIONAL ENERGY
ENGINEERING
DEC - 6 2000

PARA ET AL MOUNT COTY



Drill Stem Test Report

Prepared for: PARAMOUNT RESOURCES
4700, 888 - 3rd Street S.W.
CALGARY, AB

Well Name: PARA ET AL MOUNT COTY I-02

Location: I-02/60-20-123-30

Test Date: 11/30/2000

Job Ticket #: D2-10000 DST#: 5

I-02/60-20-123-30

DST # 5



Drill Stem Testing Report

Company: PARAMOUNT RESOURCES LTD.
4700, 888 - 3rd Street S.W.
CALGARY, AB

Job Ticket #: D2-10000 DST#: 5
Test Date: 11/30/2000 2300hrs

Well Name: PARA ET AL MOUNT COTY I-02
Location: I-02/60-20-123-30

Contact: WILBERT CALLIHOO

General Information:

Test Type: INFLATE STRADDLE
Interval: 1134.00m - 1140.00m
Formation: MATTSON
KB Elevation: 374.60m
Ground Elevation: 369.10m
Total Depth: 1744.00m
Test Mode: Fluid

Tester: A. SCARIONE
Truck No.: Unit 673
Contractor: AKITA DRILLING
Rig No.: 51
Hole Diameter: 222mm
Hole Condition: FAIR
Bottom Hole Temperature: 44.00 C

Electronic Recorder Information:

OUTSIDE Recorder #:	FLUID Recorder #:	
066	133	
Range: 70000 kPa	Range: 70000 kPa	
Depth: 1136.92 m	Depth: 1111.77 m	
Flag Points:	Time:	Pressure:
A Initial Hydrostatic	0.00	14223.6
B Start of 1st Flow	0.00	702.6
C End of 1st Flow	8.00	821.8
D End of 1st Shutin	88.00	12817.3
E Start of 2nd Flow	0.00	1023.2
F End of 2nd Flow	61.00	1148.2
G End of 2nd Shutin	239.00	12331.2
Q Final Hydrostatic	0.00	13621.7

Test Run Information:

Start Time: 2300hrs
Reached Test Depth: 210hrs
Pull Out Time: 1020hrs
Tool Out Of Hole: 1430hrs

Weight set on Packers: 10000.00daN
Weight to free Packers: 56000.00daN
Initial String Weight: 45000.00daN
Unseated String Weight: 46000.00daN

Tool Chased Dist: 0.00m Water Loss: 6.50cm³
Mud Type: GEL CHEMICAL Mud Drop: NO
Mud Weight: 1240.00kg/m³ VIS: 61.00S/L
Amount of fill: 0.00m Filter Cake: 2.00mm
Amt of cushion: 0.00 Pump Time: 30min
Type of cushion: Reversed Out: NO

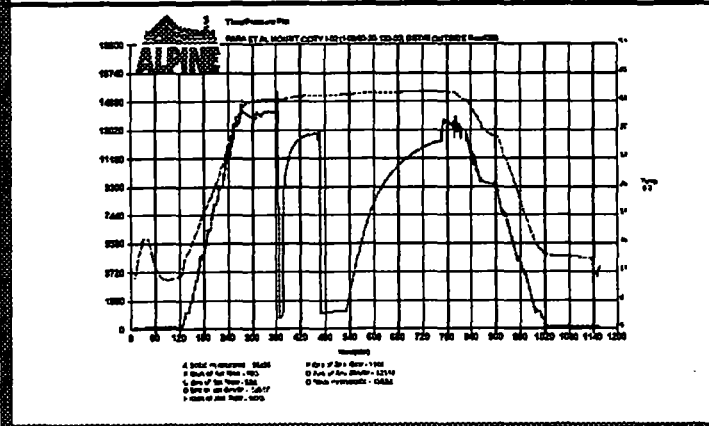
General Remarks:

Mechanically successful. *Test results suggest relatively low permeability within the zone tested.

PREFLOW: Weak air blow throughout.

FINAL FLOW: Weak air blow increasing to strong in 6 minutes. Remaining strong throughout remainder of flow.

NOTE - See Alpine Telemetry report for real time data acquisition.



Recovery Description:

Total fluid recovery was 56 meters water cut drilling fluid.

No gas to surface.

Gas Bomb: 0 Sampler: 1
Fluid Sample: 3 Sent to: AGAT LAB



Drill Stem Testing - Tool Diagram / Description

Company: PARAMOUNT RESOURCES LTD.
 4700, 888 - 3rd Street S.W.
 CALGARY, AB

Job Ticket #: D2-10000 DST#: 5
 Test Date: 11/30/2000 2300hrs

Well Name: PARA ET AL MOUNT COTY I-02
 Location: I-02/60-20-123-30

Contact: WILBERT CALLIHOO

Inflate Straddle


Drill Collar Stands:	3
Drill Collar Singles:	0
Drill Pipe Stands:	36
Drill Pipe Singles:	0
Heavy Wt. Pipe Stands:	20
Heavy Wt. Pipe Singles:	0
Total Drill Collars/Pipe and Tools:	1134.72m
Total Drill Pipe Above K.B.:	0.72m
Total Depth:	1744m

Tool / Drill Stem Information:

Tool Weight:	2000.00 daN
Drill Collar Inside Diameter:	67.00 mm
Drill Collar Length:	56.40 m
Drill Pipe Inside Diameter:	97.00 mm
Drill Pipe Length:	685.56 m
Heavy Weight Pipe Diameter:	69.80 mm
Heavy Weight Pipe Length:	367.81 m
Bottom Choke Diameter:	12.70 mm
Number of Packers: 2 Dia.:	197.00 mm

Tool Remarks:

	Depth: 1134m
	6.36m
	Depth: 1140m
	5.18m



Item	Length
P.O. Sub	0.31
C.O. Sub	0.30
P.O. Sub	0.31
REC#133	1.80
HMV Stroke	2.39
Sampler	1.10
REC#066	1.80
Telemetry Tool	6.10
Jars	2.10
Safety Joint	0.66
Pump	2.06
Screen	1.18
Valve	2.23
Deflate	0.86
Packer Stub	1.78
ASE Carrier REC#066	0.72
REC#160 Bypass Hanger	2.20
Blank Spacing Bypass Receiver	0.42
Stub	1.52
Packer Extension Sub	0.78
Stub	0.72
Packer Extension Sub	1.78
Stub	0.72
Drag Spring	2.08
Bullnose	2.08
Bullnose	0.60

Total Depth: 1744.00m



Drill Stem Testing - Time / Pressure Listing

Company: PARAMOUNT RESOURCES LTD.
 4700, 888 - 3rd Street S.W.
 CALGARY, AB

Job Ticket #: D2-10000 DST#: 5
 Test Date: 11/30/2000 2300hrs

Well Name: PARA ET AL MOUNT COTY I-02

Contact: WILBERT CALLIHOO

Location: I-02/60-20-123-30

Chart Label	Comments	Time (Min.)	Delta P (KPag)	Pressure (KPag)	Abscissa (T+dt)/dt	Temp. (°C)	Chart Label	Comments	Time (Min.)	Delta P (KPag)	Pressure (KPag)	Abscissa (T+dt)/dt	Temp. (°C)
A	Initial Hydrostatic	0.00	0.00	14223.50		42.8			28.00	11091.50	11913.30	1.2857	43.2
B	Start of 1st Flow	0.00	0.00	702.60		42.8			29.00	11140.10	11961.90	1.2759	43.2
		1.00	48.60	751.20		42.7			30.00	11181.80	12003.60	1.2667	43.3
		2.00	79.80	782.40		42.7			31.00	11225.80	12047.60	1.2581	43.3
		3.00	85.60	788.20		42.7			32.00	11265.10	12086.90	1.2500	43.3
		4.00	83.30	785.90		42.7			33.00	11302.20	12124.00	1.2424	43.3
		5.00	90.20	792.80		42.7			34.00	11338.10	12159.90	1.2353	43.3
		6.00	101.80	804.40		42.8			35.00	11370.50	12192.30	1.2286	43.3
		7.00	112.20	814.80		42.7			36.00	11401.70	12223.50	1.2222	43.3
C	End of 1st Flow	8.00	119.20	821.80		42.8			37.00	11431.80	12253.60	1.2162	43.3
		1.00	452.50	1274.30	9.0000	42.8			38.00	11460.80	12282.60	1.2105	43.3
		2.00	2258.10	3079.90	5.0000	42.8			39.00	11487.40	12309.20	1.2051	43.4
		3.00	5765.10	6586.90	3.6667	42.8			40.00	11511.70	12333.50	1.2000	43.4
		4.00	7650.50	8472.30	3.0000	42.9			41.00	11536.00	12357.80	1.1951	43.4
		5.00	8335.70	9157.50	2.6000	42.9			42.00	11558.00	12379.80	1.1905	43.4
		6.00	8718.80	9540.60	2.3333	42.9			43.00	11580.00	12401.80	1.1860	43.4
		7.00	8993.10	9814.90	2.1429	42.9			44.00	11602.00	12423.80	1.1818	43.4
		8.00	9211.90	10033.70	2.0000	42.9			45.00	11621.60	12443.40	1.1778	43.4
		9.00	9401.70	10223.50	1.8889	42.9			46.00	11641.30	12463.10	1.1739	43.4
		10.00	9563.70	10385.50	1.8000	43.0			47.00	11658.70	12480.50	1.1702	43.4
		11.00	9711.90	10533.70	1.7273	43.0			48.00	11676.00	12497.80	1.1667	43.4
		12.00	9849.60	10671.40	1.6667	43.0			49.00	11692.20	12514.00	1.1633	43.4
		13.00	9975.80	10797.60	1.6154	43.0			50.00	11707.30	12529.10	1.1600	43.4
		14.00	10092.70	10914.50	1.5714	43.0			51.00	11722.30	12544.10	1.1569	43.4
		15.00	10199.20	11021.00	1.5333	43.0			52.00	11737.40	12559.20	1.1538	43.4
		16.00	10302.20	11124.00	1.5000	43.0			53.00	11750.10	12571.90	1.1509	43.5
		17.00	10395.90	11217.70	1.4706	43.1			54.00	11764.00	12585.80	1.1481	43.5
		18.00	10485.00	11306.80	1.4444	43.1			55.00	11775.60	12597.40	1.1455	43.5
		19.00	10569.50	11391.30	1.4211	43.1			56.00	11787.10	12608.90	1.1429	43.5
		20.00	10648.20	11470.00	1.4000	43.1			57.00	11796.40	12618.20	1.1404	43.5
		21.00	10720.00	11541.80	1.3810	43.1			58.00	11808.00	12629.80	1.1379	43.5
		22.00	10738.50	11560.30	1.3636	43.1			59.00	11818.40	12640.20	1.1356	43.5
		23.00	10809.10	11630.90	1.3478	43.1			60.00	11827.70	12649.50	1.1333	43.5
		24.00	10873.90	11695.70	1.3333	43.2			61.00	11838.10	12659.90	1.1311	43.5
		25.00	10935.30	11757.10	1.3200	43.2			62.00	11846.20	12668.00	1.1290	43.5
		26.00	10989.70	11811.50	1.3077	43.2			63.00	11855.40	12677.20	1.1270	43.5
		27.00	11041.80	11863.60	1.2963	43.2			64.00	11863.50	12685.30	1.1250	43.5



Drill Stem Testing - Time / Pressure Listing

Company: PARAMOUNT RESOURCES LTD.
 4700, 888 - 3rd Street S.W.
 CALGARY, AB


Job Ticket #: D2-10000 DST#: 5
 Test Date: 11/30/2000 2300hrs

Well Name: PARA ET AL MOUNT COTY I-02

Contact: WILBERT CALLIHOO

Location: I-02/60-20-123-30

Chart Label	Comments	Time (Min.)	Delta P (KPag)	Pressure (KPag)	Abscissa (T+dt)/dt	Temp. (°C)	Chart Label	Comments	Time (Min.)	Delta P (KPag)	Pressure (KPag)	Abscissa (T+dt)/dt	Temp. (°C)
		65.00	11871.60	12693.40	1.1231	43.5			13.00	50.90	1074.10		43.5
		66.00	11879.70	12701.50	1.1212	43.5			14.00	53.20	1076.40		43.5
		67.00	11886.70	12708.50	1.1194	43.5			15.00	52.00	1075.20		43.5
		68.00	11893.60	12715.40	1.1176	43.5			16.00	59.00	1082.20		43.5
		69.00	11901.70	12723.50	1.1159	43.5			17.00	59.00	1082.20		43.5
		70.00	11907.50	12729.30	1.1143	43.6			18.00	60.10	1083.30		43.5
		71.00	11914.50	12736.30	1.1127	43.6			19.00	63.60	1086.80		43.5
		72.00	11920.20	12742.00	1.1111	43.6			20.00	64.80	1088.00		43.5
		73.00	11927.20	12749.00	1.1096	43.6			21.00	67.10	1090.30		43.5
		74.00	11931.80	12753.60	1.1081	43.6			22.00	68.20	1091.40		43.5
		75.00	11937.60	12759.40	1.1067	43.6			23.00	70.60	1093.80		43.5
		76.00	11943.40	12765.20	1.1053	43.6			24.00	77.50	1100.70		43.5
		77.00	11948.00	12769.80	1.1039	43.6			25.00	72.90	1096.10		43.5
		78.00	11953.80	12775.60	1.1026	43.6			26.00	77.50	1100.70		43.5
		79.00	11958.40	12780.20	1.1013	43.6			27.00	78.70	1101.90		43.6
		80.00	11964.20	12786.00	1.1000	43.6			28.00	79.80	1103.00		43.6
		81.00	11968.90	12790.70	1.0988	43.6			29.00	82.10	1105.30		43.6
		82.00	11971.20	12793.00	1.0976	43.6			30.00	84.50	1107.70		43.6
		83.00	11975.80	12797.60	1.0964	43.6			31.00	83.30	1106.50		43.6
		84.00	11979.30	12801.10	1.0952	43.6			32.00	91.40	1114.60		43.6
		85.00	11983.90	12805.70	1.0941	43.6			33.00	87.90	1111.10		43.6
		86.00	11987.40	12809.20	1.0930	43.6			34.00	91.40	1114.60		43.6
		87.00	11990.90	12812.70	1.0920	43.6			35.00	92.60	1115.80		43.6
D	End of 1st Shutin	88.00	11995.50	12817.30	1.0909	43.6			36.00	92.60	1115.80		43.6
E	Start of 2nd Flow	0.00	0.00	1023.20		43.6			37.00	96.00	1119.20		43.6
		1.00	27.70	1050.90		43.6			38.00	96.00	1119.20		43.6
		2.00	38.20	1061.40		43.6			39.00	98.30	1121.50		43.6
		3.00	9.20	1032.40		43.5			40.00	101.80	1125.00		43.6
		4.00	22.00	1045.20		43.5			41.00	100.70	1123.90		43.6
		5.00	1.10	1024.30		43.5			42.00	100.70	1123.90		43.6
		6.00	18.50	1041.70		43.5			43.00	103.00	1126.20		43.6
		7.00	19.60	1042.80		43.5			44.00	106.40	1129.60		43.6
		8.00	26.60	1049.80		43.5			45.00	105.30	1128.50		43.6
		9.00	35.80	1059.00		43.5			46.00	107.60	1130.80		43.6
		10.00	39.30	1062.50		43.5			47.00	109.90	1133.10		43.6
		11.00	42.80	1066.00		43.5			48.00	107.60	1130.80		43.6
		12.00	46.30	1069.50		43.5			49.00	111.10	1134.30		43.6



Drill Stem Testing - Time / Pressure Listing

Company: PARAMOUNT RESOURCES LTD.
 4700, 888 - 3rd Street S.W.
 CALGARY, AB

Job Ticket #: D2-10000 DST#: 5
 Test Date: 11/30/2000 2300hrs

Well Name: PARA ET AL MOUNT COTY I-02

Contact: WILBERT CALLIHOO

Location: I-02/60-20-123-30

Chart Label	Comments	Time (Min.)	Delta P (KPag)	Pressure (KPag)	Abscissa (T+dt)/dt	Temp. (°C)	Chart Label	Comments	Time (Min.)	Delta P (KPag)	Pressure (KPag)	Abscissa (T+dt)/dt	Temp. (°C)
		50.00	116.90	1140.10		43.7			26.00	3088.00	4236.20	3.6538	43.9
		51.00	113.40	1136.60		43.7			27.00	3202.50	4350.70	3.5556	43.9
		52.00	118.00	1141.20		43.7			28.00	3317.10	4465.30	3.4643	43.9
		53.00	118.00	1141.20		43.7			29.00	3428.20	4576.40	3.3793	43.9
		54.00	116.90	1140.10		43.7			30.00	3539.40	4687.60	3.3000	43.9
		55.00	119.20	1142.40		43.7			31.00	3649.30	4797.50	3.2258	43.9
		56.00	118.00	1141.20		43.7			32.00	3759.30	4907.50	3.1563	43.9
		57.00	120.30	1143.50		43.7			33.00	3865.70	5013.90	3.0909	43.9
		58.00	120.30	1143.50		43.7			34.00	3973.40	5121.60	3.0294	43.9
		59.00	121.50	1144.70		43.7			35.00	4079.90	5228.10	2.9714	43.9
		60.00	121.50	1144.70		43.7			36.00	4186.40	5334.60	2.9167	43.9
F	End of 2nd Flow	61.00	125.00	1148.20		43.7			37.00	4288.20	5436.40	2.8649	43.9
		1.00	57.80	1206.00	70.0000	43.7			38.00	4390.10	5538.30	2.8158	43.9
		2.00	190.90	1339.10	35.5000	43.7			39.00	4491.90	5640.10	2.7692	43.9
		3.00	313.60	1461.80	24.0000	43.7			40.00	4592.60	5740.80	2.7250	43.9
		4.00	435.20	1583.40	18.2500	43.8			41.00	4691.00	5839.20	2.6829	43.9
		5.00	557.80	1706.00	14.8000	43.8			42.00	4788.20	5936.40	2.6429	43.9
		6.00	681.70	1829.90	12.5000	43.8			43.00	4884.30	6032.50	2.6047	44.0
		7.00	805.50	1953.70	10.8571	43.8			44.00	4980.30	6128.50	2.5682	43.9
		8.00	928.20	2076.40	9.6250	43.8			45.00	5072.90	6221.10	2.5333	44.0
		9.00	1050.90	2199.10	8.6667	43.8			46.00	5166.70	6314.90	2.5000	43.9
		10.00	1174.70	2322.90	7.9000	43.8			47.00	5257.00	6405.20	2.4681	44.0
		11.00	1297.40	2445.60	7.2727	43.8			48.00	5348.40	6496.60	2.4375	44.0
		12.00	1420.10	2568.30	6.7500	43.8			49.00	5437.50	6585.70	2.4082	43.9
		13.00	1542.80	2691.00	6.3077	43.8			50.00	5524.30	6672.50	2.3800	44.0
		14.00	1663.20	2811.40	5.9286	43.8			51.00	5610.00	6758.20	2.3529	44.0
		15.00	1787.00	2935.20	5.6000	43.8			52.00	5695.60	6843.80	2.3269	44.0
		16.00	1907.40	3055.60	5.3125	43.8			53.00	5780.10	6928.30	2.3019	44.0
		17.00	2028.90	3177.10	5.0588	43.8			54.00	5862.30	7010.50	2.2778	44.0
		18.00	2149.30	3297.50	4.8333	43.8			55.00	5943.30	7091.50	2.2545	44.0
		19.00	2268.50	3416.70	4.6316	43.8			56.00	6024.30	7172.50	2.2321	44.0
		20.00	2388.90	3537.10	4.4500	43.8			57.00	6104.20	7252.40	2.2105	44.0
		21.00	2506.90	3655.10	4.2857	43.8			58.00	6180.60	7328.80	2.1897	44.0
		22.00	2625.00	3773.20	4.1364	43.9			59.00	6258.10	7406.30	2.1695	44.0
		23.00	2741.90	3890.10	4.0000	43.9			60.00	6334.50	7482.70	2.1500	44.0
		24.00	2858.80	4007.00	3.8750	43.9			61.00	6408.60	7556.80	2.1311	44.0
		25.00	2974.50	4122.70	3.7600	43.9			62.00	6480.40	7628.60	2.1129	44.0



Drill Stem Testing - Time / Pressure Listing

Company: PARAMOUNT RESOURCES LTD.
 4700, 888 - 3rd Street S.W.
 CALGARY, AB

Job Ticket #: D2-10000 DST#: 5
 Test Date: 11/30/2000 2300hrs

Well Name: PARA ET AL MOUNT COTY I-02
 Location: I-02/60-20-123-30

Contact: WILBERT CALLIHO

Chart Label	Comments	Time (Min.)	Delta P (KPag)	Pressure (KPag)	Abscissa (T+dt)/dt	Temp. (°C)	Chart Label	Comments	Time (Min.)	Delta P (KPag)	Pressure (KPag)	Abscissa (T+dt)/dt	Temp. (°C)
		63.00	6552.10	7700.30	2.0952	44.0			100.00	8544.00	9692.20	1.6900	44.1
		64.00	6623.90	7772.10	2.0781	44.0			101.00	8583.40	9731.60	1.6832	44.1
		65.00	6694.50	7842.70	2.0615	44.0			102.00	8621.60	9769.80	1.6765	44.1
		66.00	6763.90	7912.10	2.0455	44.0			103.00	8660.90	9809.10	1.6699	44.1
		67.00	6831.10	7979.30	2.0299	44.0			104.00	8696.80	9845.00	1.6635	44.1
		68.00	6897.00	8045.20	2.0147	44.0			105.00	8733.90	9882.10	1.6571	44.1
		69.00	6964.20	8112.40	2.0000	44.0			106.00	8768.60	9916.80	1.6509	44.1
		70.00	7027.80	8176.00	1.9857	44.0			107.00	8804.50	9952.70	1.6449	44.1
		71.00	7091.50	8239.70	1.9718	44.0			108.00	8840.30	9988.50	1.6389	44.1
		72.00	7152.80	8301.00	1.9583	44.0			109.00	8875.10	10023.30	1.6330	44.1
		73.00	7214.20	8362.40	1.9452	44.0			110.00	8908.60	10056.80	1.6273	44.1
		74.00	7274.40	8422.60	1.9324	44.0			111.00	8941.00	10089.20	1.6216	44.1
		75.00	7333.40	8481.60	1.9200	44.0			112.00	8975.80	10124.00	1.6161	44.1
		76.00	7392.40	8540.60	1.9079	44.0			113.00	9008.20	10156.40	1.6106	44.1
		77.00	7450.30	8598.50	1.8961	44.0			114.00	9040.60	10188.80	1.6053	44.1
		78.00	7505.80	8654.00	1.8846	44.0			115.00	9071.80	10220.00	1.6000	44.1
		79.00	7561.40	8709.60	1.8734	44.0			116.00	9104.20	10252.40	1.5948	44.1
		80.00	7615.80	8764.00	1.8625	44.0			117.00	9133.20	10281.40	1.5897	44.1
		81.00	7670.20	8818.40	1.8519	44.1			118.00	9163.30	10311.50	1.5847	44.1
		82.00	7723.40	8871.60	1.8415	44.0			119.00	9194.50	10342.70	1.5798	44.1
		83.00	7774.40	8922.60	1.8313	44.1			120.00	9224.60	10372.80	1.5750	44.1
		84.00	7826.40	8974.60	1.8214	44.1			121.00	9254.70	10402.90	1.5702	44.1
		85.00	7876.20	9024.40	1.8118	44.1			122.00	9281.30	10429.50	1.5656	44.1
		86.00	7926.00	9074.20	1.8023	44.1			123.00	9311.40	10459.60	1.5610	44.1
		87.00	7974.60	9122.80	1.7931	44.1			124.00	9339.20	10487.40	1.5565	44.1
		88.00	8024.40	9172.60	1.7841	44.1			125.00	9369.30	10517.50	1.5520	44.1
		89.00	8070.70	9218.90	1.7753	44.1			126.00	9397.10	10545.30	1.5476	44.1
		90.00	8118.10	9266.30	1.7667	44.1			127.00	9424.80	10573.00	1.5433	44.1
		91.00	8164.40	9312.60	1.7582	44.1			128.00	9452.60	10600.80	1.5391	44.1
		92.00	8209.50	9357.70	1.7500	44.1			129.00	9480.40	10628.60	1.5349	44.1
		93.00	8252.40	9400.60	1.7419	44.1			130.00	9508.20	10656.40	1.5308	44.1
		94.00	8296.40	9444.60	1.7340	44.1			131.00	9532.50	10680.70	1.5267	44.2
		95.00	8339.20	9487.40	1.7263	44.1			132.00	9560.30	10708.50	1.5227	44.2
		96.00	8383.20	9531.40	1.7188	44.1			133.00	9586.90	10735.10	1.5188	44.1
		97.00	8424.80	9573.00	1.7113	44.1			134.00	9613.50	10761.70	1.5149	44.1
		98.00	8465.30	9613.50	1.7041	44.1			135.00	9639.00	10787.20	1.5111	44.1
		99.00	8504.70	9652.90	1.6970	44.1			136.00	9663.30	10811.50	1.5074	44.2



Drill Stem Testing - Time / Pressure Listing

Company: PARAMOUNT RESOURCES LTD.
 4700, 888 - 3rd Street S.W.
 CALGARY, AB


Job Ticket #: D2-10000 DST#: 5
 Test Date: 11/30/2000 2300hrs

Well Name: PARA ET AL MOUNT COTY I-02

Contact: WILBERT CALLIHOO

Location: I-02/60-20-123-30

Chart Label	Comments	Time (Min.)	Delta P (KPag)	Pressure (KPag)	Abscissa (T+dt)/dt	Temp. (°C)	Chart Label	Comments	Time (Min.)	Delta P (KPag)	Pressure (KPag)	Abscissa (T+dt)/dt	Temp. (°C)
		137.00	9688.70	10836.90	1.5036	44.1			174.00	10436.40	11584.60	1.3966	44.2
		138.00	9713.00	10861.20	1.5000	44.1			175.00	10453.80	11602.00	1.3943	44.2
		139.00	9737.30	10885.50	1.4964	44.2			176.00	10467.70	11615.90	1.3920	44.2
		140.00	9760.50	10908.70	1.4929	44.2			177.00	10485.00	11633.20	1.3898	44.2
		141.00	9784.80	10933.00	1.4894	44.1			178.00	10501.20	11649.40	1.3876	44.2
		142.00	9806.80	10955.00	1.4859	44.1			179.00	10517.40	11665.60	1.3855	44.2
		143.00	9831.10	10979.30	1.4825	44.2			180.00	10531.30	11679.50	1.3833	44.2
		144.00	9853.10	11001.30	1.4792	44.2			181.00	10547.50	11695.70	1.3812	44.2
		145.00	9875.10	11023.30	1.4759	44.2			182.00	10562.60	11710.80	1.3791	44.2
		146.00	9899.40	11047.60	1.4726	44.1			183.00	10576.50	11724.70	1.3770	44.2
		147.00	9921.40	11069.60	1.4694	44.2			184.00	10591.50	11739.70	1.3750	44.2
		148.00	9942.20	11090.40	1.4662	44.2			185.00	10605.40	11753.60	1.3730	44.2
		149.00	9963.00	11111.20	1.4631	44.2			186.00	10620.50	11768.70	1.3710	44.2
		150.00	9986.20	11134.40	1.4600	44.2			187.00	10633.20	11781.40	1.3690	44.2
		151.00	10008.20	11156.40	1.4570	44.2			188.00	10648.20	11796.40	1.3670	44.2
		152.00	10029.00	11177.20	1.4539	44.2			189.00	10663.30	11811.50	1.3651	44.2
		153.00	10049.80	11198.00	1.4510	44.2			190.00	10678.30	11826.50	1.3632	44.2
		154.00	10070.70	11218.90	1.4481	44.2			191.00	10691.10	11839.30	1.3613	44.2
		155.00	10091.50	11239.70	1.4452	44.2			192.00	10704.90	11853.10	1.3594	44.2
		156.00	10111.20	11259.40	1.4423	44.2			193.00	10717.70	11865.90	1.3575	44.2
		157.00	10130.90	11279.10	1.4395	44.2			194.00	10730.40	11878.60	1.3557	44.2
		158.00	10150.50	11298.70	1.4367	44.2			195.00	10745.50	11893.70	1.3538	44.2
		159.00	10170.20	11318.40	1.4340	44.2			196.00	10757.00	11905.20	1.3520	44.2
		160.00	10189.90	11338.10	1.4313	44.2			197.00	10770.90	11919.10	1.3503	44.2
		161.00	10209.60	11357.80	1.4286	44.2			198.00	10781.30	11929.50	1.3485	44.2
		162.00	10228.10	11376.30	1.4259	44.2			199.00	10791.80	11940.00	1.3467	44.2
		163.00	10246.60	11394.80	1.4233	44.2			200.00	10805.60	11953.80	1.3450	44.2
		164.00	10265.10	11413.30	1.4207	44.2			201.00	10818.40	11966.60	1.3433	44.2
		165.00	10283.60	11431.80	1.4182	44.2			202.00	10828.80	11977.00	1.3416	44.2
		166.00	10302.20	11450.40	1.4157	44.2			203.00	10841.50	11989.70	1.3399	44.2
		167.00	10318.40	11466.60	1.4132	44.2			204.00	10851.90	12000.10	1.3382	44.2
		168.00	10336.90	11485.10	1.4107	44.2			205.00	10864.70	12012.90	1.3366	44.2
		169.00	10353.10	11501.30	1.4083	44.2			206.00	10873.90	12022.10	1.3350	44.2
		170.00	10370.50	11518.70	1.4059	44.2			207.00	10884.30	12032.50	1.3333	44.2
		171.00	10387.80	11536.00	1.4035	44.2			208.00	10894.80	12043.00	1.3317	44.2
		172.00	10404.00	11552.20	1.4012	44.2			209.00	10907.50	12055.70	1.3301	44.2
		173.00	10421.40	11569.60	1.3988	44.2			210.00	10917.90	12066.10	1.3286	44.2



Drill Stem Testing - Time / Pressure Listing

Company: PARAMOUNT RESOURCES LTD.
 4700, 888 - 3rd Street S.W.
 CALGARY, AB

Job Ticket #: D2-10000 DST#: 5
 Test Date: 11/30/2000 2300hrs

Well Name: PARA ET AL MOUNT COTY I-02
 Location: I-02/60-20-123-30

Contact: WILBERT CALLIHOO

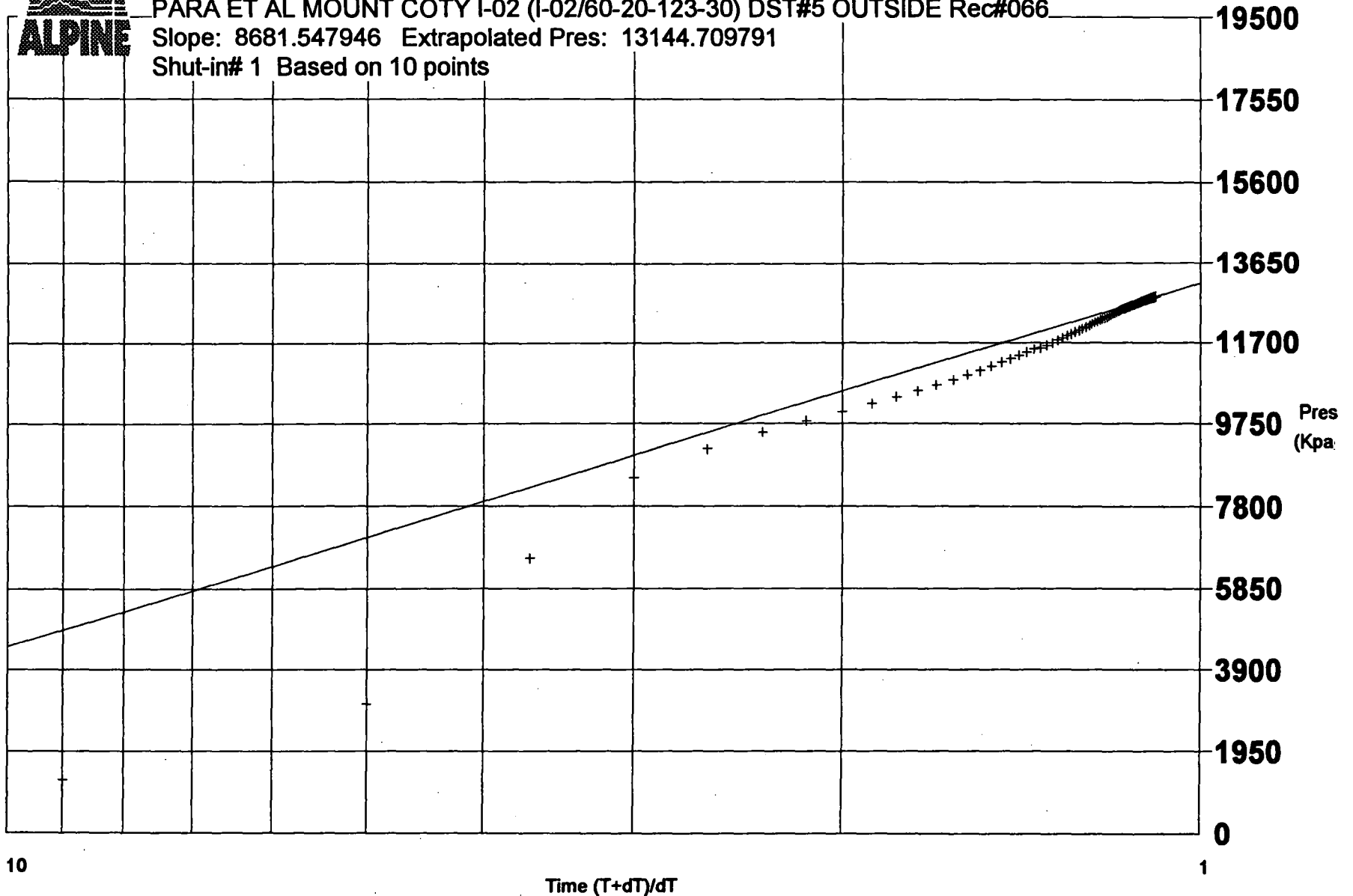
Chart Label	Comments	Time (Min.)	Delta P (KPag)	Pressure (KPag)	Abscissa (T+dt)/dt	Temp. (°C)
		211.00	10928.30	12076.50	1.3270	44.2
		212.00	10939.90	12088.10	1.3255	44.2
		213.00	10951.50	12099.70	1.3239	44.2
		214.00	10960.70	12108.90	1.3224	44.2
		215.00	10972.30	12120.50	1.3209	44.2
		216.00	10983.90	12132.10	1.3194	44.2
		217.00	10993.10	12141.30	1.3180	44.2
		218.00	11003.60	12151.80	1.3165	44.2
		219.00	11012.80	12161.00	1.3151	44.2
		220.00	11023.20	12171.40	1.3136	44.2
		221.00	11032.50	12180.70	1.3122	44.2
		222.00	11039.40	12187.60	1.3108	44.2
		223.00	11049.90	12198.10	1.3094	44.2
		224.00	11059.10	12207.30	1.3080	44.2
		225.00	11067.20	12215.40	1.3067	44.2
		226.00	11077.60	12225.80	1.3053	44.2
		227.00	11084.60	12232.80	1.3040	44.2
		228.00	11095.00	12243.20	1.3026	44.2
		229.00	11103.10	12251.30	1.3013	44.2
		230.00	11111.20	12259.40	1.3000	44.2
		231.00	11120.50	12268.70	1.2987	44.2
		232.00	11127.40	12275.60	1.2974	44.2
		233.00	11135.50	12283.70	1.2961	44.2
		234.00	11143.60	12291.80	1.2949	44.2
		235.00	11152.90	12301.10	1.2936	44.2
		236.00	11158.70	12306.90	1.2924	44.2
		237.00	11166.80	12315.00	1.2911	44.2
		238.00	11173.70	12321.90	1.2899	44.2
G	End of 2nd Shutin	239.00	11183.00	12331.20	1.2887	44.2
Q	Final Hydrostatic	0.00	0.00	13621.70		44.2



Homer Plot
PARA ET AL MOUNT COTY I-02 (I-02/60-20-123-30) DST#5 OUTSIDE Rec#066

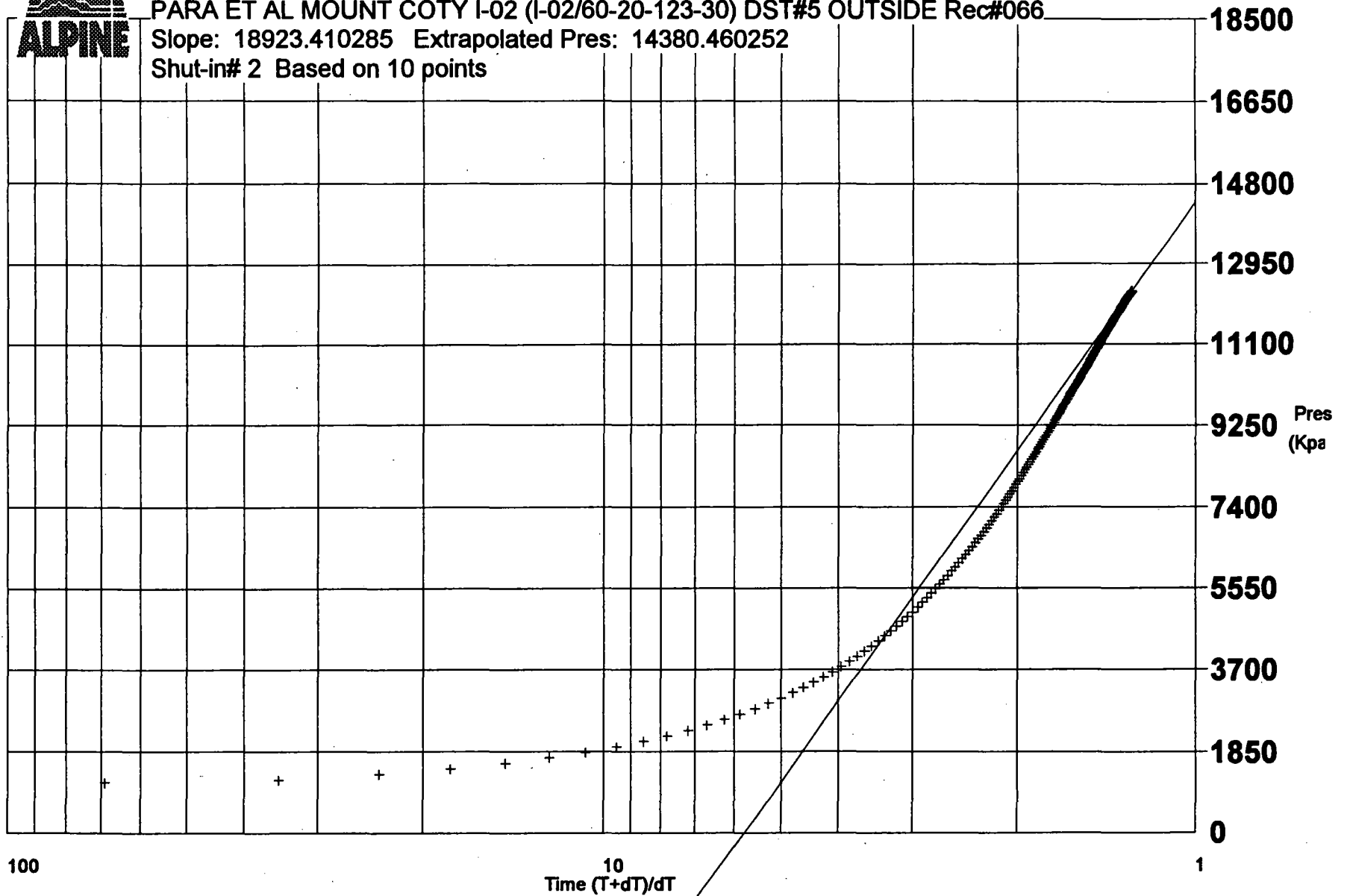
Slope: 8681.547946 Extrapolated Pres: 13144.709791

Shut-in# 1 Based on 10 points





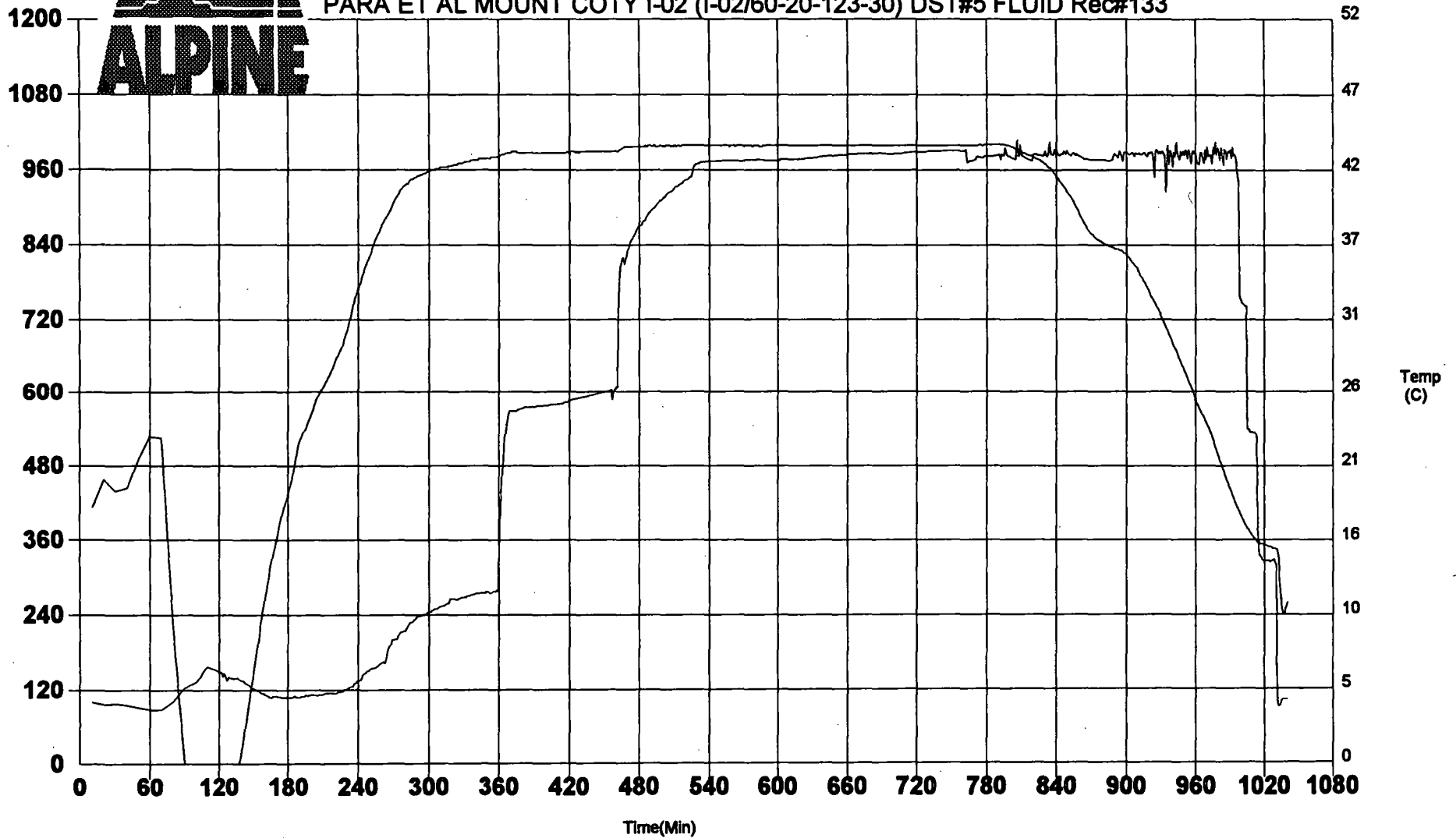
Homer Plot
PARA ET AL MOUNT COTY I-02 (I-02/60-20-123-30) DST#5 OUTSIDE Rec#066
Slope: 18923.410285 Extrapolated Pres: 14380.460252
Shut-in# 2 Based on 10 points





Time/Pressure Plot

PARA ET AL MOUNT COTY I-02 (I-02/60-20-123-30) DST#5 FLUID Rec#133



A Initial Hydrostatic - 276
B Start of 1st Flow - 278
C End of 1st Flow - 564
D End of 1st Shutin - 603
E Start of 2nd Flow - 608

F End of 2nd Flow - 948
G End of 2nd Shutin - 977
Q Final Hydrostatic - 978



Time/Pressure Plot

PARA ET AL MOUNT COTY I-02 (I-02/60-20-123-30) DST#5 INSIDE Rec#065



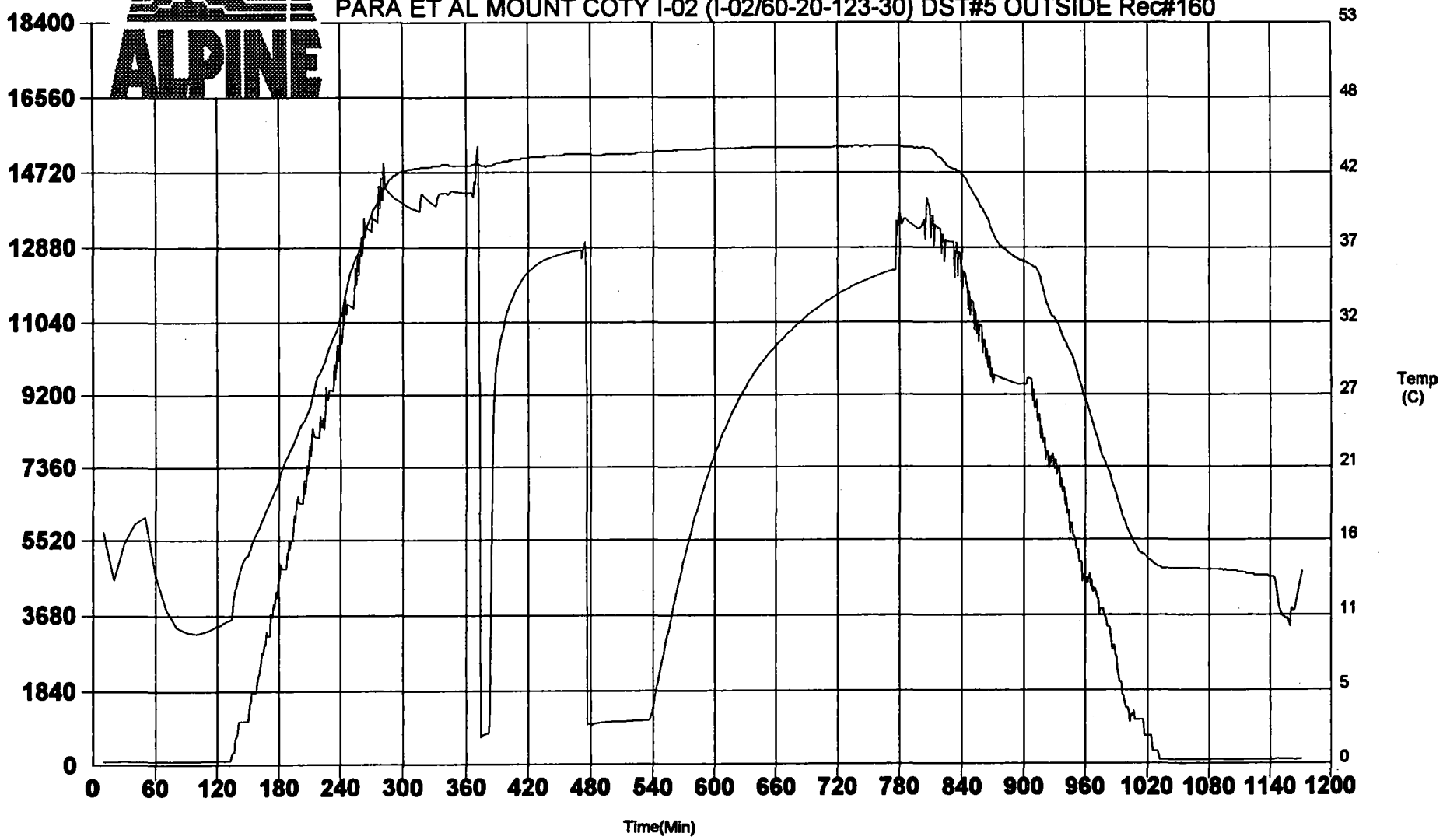
A Initial Hydrostatic - 13981
B Start of 1st Flow - 377
C End of 1st Flow - 598
D End of 1st Shutin - 12617
E Start of 2nd Flow - 837

F End of 2nd Flow - 966
G End of 2nd Shutin - 12124
Q Final Hydrostatic - 13316



Time/Pressure Plot

PARA ET AL MOUNT COTY I-02 (I-02/60-20-123-30) DST#5 OUTSIDE Rec#160



- A Initial Hydrostatic - 14215
- B Start of 1st Flow - 675
- C End of 1st Flow - 781
- D End of 1st Shutin - 12810
- E Start of 2nd Flow - 994
- F End of 2nd Flow - 1111
- G End of 2nd Shutin - 12326
- Q Final Hydrostatic - 13684



Time/Pressure Plot

PARA ET AL MOUNT COTY I-02 (I-02/60-20-123-30) DST#5 OUTSIDE Rec#066



A Initial Hydrostatic - 14224
B Start of 1st Flow - 703
C End of 1st Flow - 822
D End of 1st Shutin - 12817
E Start of 2nd Flow - 1023

F End of 2nd Flow - 1148
G End of 2nd Shutin - 12331
Q Final Hydrostatic - 13622



Real Time Test Report

Prepared for: **PARAMOUNT RESOURCES**
4700, 888 - 3rd Street S.W.
CALGARY, AB

Well Name: PARA ET AL MOUNT COTY I-02

Location: I-02/60-20-123-30

Test Date: 11/30/2000

Job Ticket #: T6189-5 DST#: 5



Real Time Testing Report

Company: PARAMOUNT RESOURCES LTD.
4700, 888 - 3rd Street S.W.
CALGARY, AB

Job Ticket #: T6189-5 DST#: 5
Test Date: 11/30/2000 2300hrs

Well Name: PARA ET AL MOUNT COTY I-02
Location: I-02/60-20-123-30

Contact: WILBERT CALLIHOO

General Information:

Test Type: INFLATE STRADDLE
Interval: 1134m -1140m
Formation: MATTSON
KB Elevation: 374.60m
Ground Elevation: 369.10m
Total Depth: 1744.00m
Test Mode: Fluid

Tester: K. PEARSON
Truck No.: Unit 673
Contractor: AKITA DRILLING
Rig No.: 51
Hole Diameter: 222mm
Hole Condition: FAIR
Bottom Hole Temperature: 44.00 C

Telemetry Recorder Information:

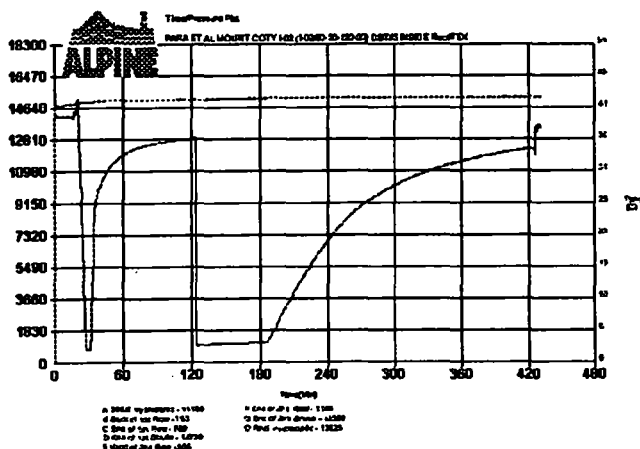
INSIDE

Recorder #: FEK Depth: 1123.16 m

Flag Points:	Time:	Pressure:
A Initial Hydrostatic	0.00	14179.7
B Start of 1st Flow	0.00	762.8
C End of 1st Flow	3.30	788.6
D End of 1st Shutin	88.50	12789.5
E Start of 2nd Flow	0.00	985.5
F End of 2nd Flow	61.50	1145.8
G End of 2nd Shutin	238.56	12300.1
Q Final Hydrostatic	0.00	13627.7

Test Run Information:

Start Time: 2300hrs
Reached Test Depth: 210hrs
Pull Out Time: 1020hrs
Tool Out Of Hole: 1430hrs
Water Loss: 6.50cm³
Mud Drop: NO
VIS: 61.00S/L
Filter Cake: 2.00mm
Pump Time: 30min
Reversed Out: NO
Mud Type: GEL CHEMICAL
Mud Weight: 1240.00kg/m³
Amount of fill: 0.00m
Amount of cushion: 0.00
Type of cushion:



General Remarks:

Mechanically successful. *Test results suggest relatively low permeability within the zone tested.

PREFLOW: Weak air blow throughout.

FINAL FLOW: Weak air blow increasing to strong in 6 minutes. Remaining strong throughout remainder of flow.

Recovery Description:

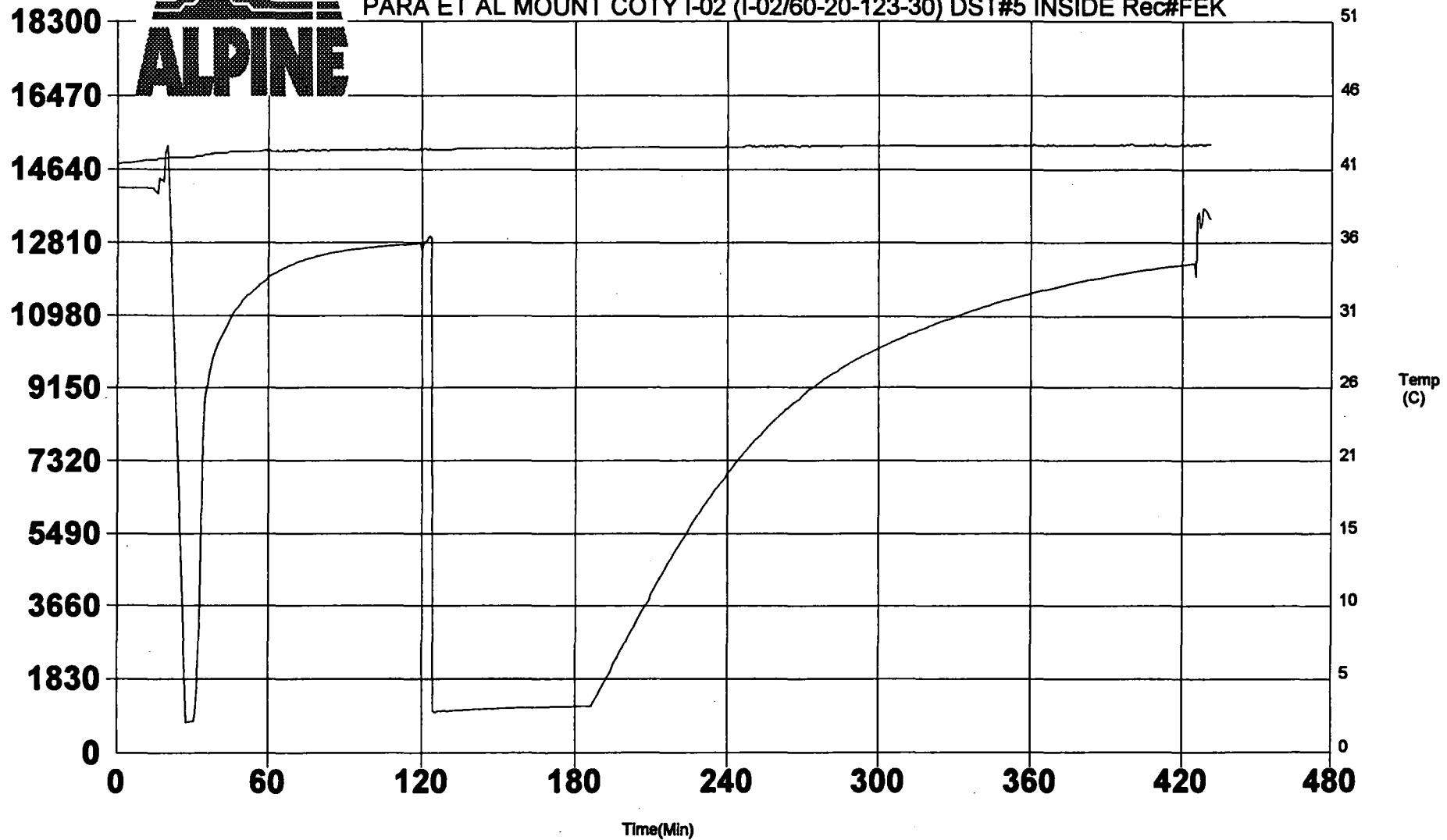
Total fluid recovery was 56 meters water cut drilling fluid.

No gas to surface.



Time/Pressure Plot

PARA ET AL MOUNT COTY I-02 (I-02/60-20-123-30) DST#5 INSIDE Rec#FEK



- | | |
|-------------------------------|-----------------------------|
| A Initial Hydrostatic - 14180 | F End of 2nd Flow - 1146 |
| B Start of 1st Flow - 753 | G End of 2nd Shutin - 12300 |
| C End of 1st Flow - 789 | Q Final Hydrostatic - 13628 |
| D End of 1st Shutin - 12790 | |
| E Start of 2nd Flow - 986 | |