Indian and Northern Affairs Affaires indiennes et du Nord

Well Name / Nom du puits: Aquit Brackett L C-21	Drilling Authority No. / Autorisation de forage n° 622
Field/Area / Gisement/Région: Fort Norman	Date Issued / Date d'émission 27-10-72
Location / Emplacement — Unit / Unité: C-21-65-20-125-00 — Section	Permit or Lease: 5442

Latitude 65°10'02" Longitude 125°05'08"

U.W.L.R. / N.R.U.E.P. 65.16723 -- 125.08555

U.W.I. No. / N.I.P. No. 300C216520125000

File Microfilmed

Rig. Release Date / Date de transfert de la tour de forage 01-03-73

Tour Sheets, Microfilmed

Status / Statut D+A

Information Release Date / Date de publication autorisée des informations 01-03-75

CHANGE OF NAME:
CHANGEMENT DE NOM:

Change of Location
Changement de emplacement

INDEX	DATE RECEIVED RECU LE		INDEX
Application for a Drilling Authority	6-11-72	K	Demande d'autorisation de forage
Well Completion Data	13-08-73	K	Renseignements sur le forage d'un puits
Well History Report	13-08-73	K	Données chronologiques sur le puits
Application to Amend a Drilling Authority			Demande de modification d'une autorisation de forage
Application to Change a Well Name			Demande de changement du nom d'un puits
Application to Abandon a Well or Suspend Drilling	12-03-73	K	Demande d'abandon d'un puits ou de suspension du forage
Application to Alter Condition of a Well			Demande d'autorisation de modifier l'état d'un puits
Well History Supplement			Supplément aux données chronologiques sur le puits
Well Completion Data			Renseignements sur le forage d'un puits
Work-Over Report No.			Rapport de reconditionnement n° . . . . .
Application to Commingle Production before Measurement			Demande d'autorisation de mélanger la production avant jaugeage
Data for Back Pressure Test on Natural Gas Wells			Données de calcul de la capacité de production d'un puits de gaz naturel — Méthode graphique n° 7
Data for Back Pressure Test on Natural Gas Walls			Données de calcul de la capacité de production d'un puits de gaz naturel — Méthode de Vitter
M.P.R. — Oil — Calculations			Calcul du T.M.P. (Taux maximal de production) de pétrole
New Oil Well Report			Rapport sur un nouveau puits de pétrole
New Gas Well Report			Rapport sur un nouveau puits de gaz naturel
Well Inspection Report			Rapport d'inspection de l'emplacement d'un puits
Rig Inspection Report	24-1-73	K	Rapport d'inspection d'une tour de forage
Battery Inspection Report			Rapport d'inspection d'une batterie de puits
Equipment Report			Rapport d'inspection des compteurs
Well Card	16-9-73	K	Fiche de puits
New Service Well Report			Rapport sur un nouveau puits de service
Strat Service Logs			Rapport mensuel des injections d'eau
Logs — Large scale			Diagrammes: Grande échelle
Logs — Small scale			Diagrammes: Petite échelle

IAND 52-90 (6-72)

DEPARTMENT OF INDIAN AFFAIRS & NORTHERN DEVELOPMENT
MINISTÈRE DES AFFAIRES INDIENNES ET DU NORD CANADIEN

OIL & MINERAL DIVISION
DIVISION DU PÉTROLE ET DES MINÉRAUX

WELL COMPLETION DATA
RENSEIGNEMENTS SUR LES FORAGES

Drilling Authority No. 622
N° de l'autorisation de forage

Date Issued October 27, 1972
Date de délivrance

To be submitted in duplicate within thirty days after the completion, rework, abandonment, recompletion or suspension of every well.
À présenter en double dans les trente jours suivant l'achèvement, le remaniement, l'abandon et le reconditionnement de chaque puits, ou après suspension.

Well Name & No. – *Nom et n° du puits*	Permit No. – *N° de permis*	Lease No. – *N° de concession*
Aquit Brackett L C-21	5442	

(Permittee, License, Lessee) – *(Détenteur de permis ou de licence, du concessionnaire)*	Exploratory Licence No. – *N° de licence de sondage*
Aquitaine Company of Canada Ltd.	1974
(Operator) – *(Exécutant)*	**Exploratory Licence No. – *N° de licence de sondage***
Aquitaine Company of Canada Ltd.	1974

LOCATION – *EMPLACEMENT*

Unit – *Unité*	Section	Grid – *Étendue quadrillée*	Latitude	Longitude
C	21	65-20, 125-00	65°10'02"N	125°05'08"W

Unique Well Identifier – *Code d'ordinateur*	Universal Well Location Reference – *Références universelles d'emplacement du puits*
300C216520125000	65.16722°N 125.08555°W

	Date	Depth – *Profondeur*
Spudded *Début des travaux*	Jan 16/73	
Suspended *Suspension des travaux*		
Resumed Operations *Reprise des travaux*		
Finished Drilling *Forage terminé*	Feb 16/73	5,041' (5,029' Logger - DILL)
Deepened *Approfondissement*		
Complete (Gas/Oil) *Achèvement (Gaz/Pétrole)*		
Abandoned *Abandon*		
Rig Released *Fin des travaux*	Mar 1/73	5,041'

Pool(s) *Gisement(s)*

Interval(s) Open to Production *Intervalle(s) de production*

Elevation: Gr. *Altitude du sol* 425' K.B. *du carré d'entraînement* 437'

Rig No. *N° de la tour de forage* 2 Drilling Contractor *Entrepreneur en forage* Tri-City

Contractor's Business Licence No. *N° du permis de l'entrepreneur* 1-0867

CONSERVATION ENGINEER
AUG 8 1973
YELLOWKNIFE, N.W.T.

CASING RECORD – *TUBAGE*

Casing Size (Inches) *Diamètre (en pouces)*	Grade *Qualité*	Weight *Poids*	Amount *Longeur*	Set at – *Fixation à*	Sacks of Cement and Additives *Sacs de ciment et d'additifs*
1. 13-3/8" conductor	H-40	48#	154'	144' KB	200 sx + 1% $CaCl_2$
2. 8-5/8"	J-55	24#	639'	620' KB	500 sx + 2% $CaCl_2$
3.					
4.					
5.					
6.					

Geological Tops *Sommet des formations*	Elevation – *Profondeur* Depths *Sous le niveau du sol*	Sub-Sea *Sous le niveau de la mer*
Basal Conglomerate	1,080'	- 642'
Sand		
Canol	1,114'	- 676'
Kee Scarp	1,197'	- 759'
Hare Indian	1,286'	- 848'
Hume	2,048'	-1,610'
Bear Rock Formation	2,338'	-1,900'
Mt. Kindle	3,240'	-2,802'
Ronning	4,326'	-3,888'

Core Record – *Carottes*

From – *de*	To – *à*	Rec. *Récupérés*	From – *de*	To – *à*	Rec. *Recup.*
1,090'	1,110'	4'			
2,780'	2,796'	16'			
2,920'	2,935'	15'			
3,878'	3,891'	13'			

Log Record – *Diagrammes*

Run *Série*	Type of Log *Genre de diagramme*	From – *De*	To – *À*
1	DIL	622'	3,394'
1	BHC-SGR	622'	3,388'
1	FDC	622'	5,015'
1	SNP (	1,000'	1,300'
	(	2,000'	5,015'
1	HDT	622'	3,396'
2	DIL	3,394'	5,026'
2	BHC-SGR	3,388'	5,020'
1	Velocity Survey	0'	3,400'

52-90-2 (7-71)

CEMENTING RECORD (Plug, Squeeze, etc.) *CIMENTATION (Bouchon, sous pression, etc.)*			
Date	From – *de*	To – *à*	Remarks – *Remarques*
Feb 27	5,041'	4,900'	60 sx
	3,120'	3,420'	140 sx (felt @ 3100')
Feb 28	2,000'	2,428'	265 sx (felt @ 1975')
	1,030'	1,165'	87 sx (felt @ 1035')
Mar 1	570'	670'	95 sx (felt @ 540')
	surface		5 sx
	Welded on plate and installed identification marker.		

PERFORATING RECORD (Bullet, Jet) *PERFORATION (à balles, à jet)*			
Date	From – *de*	To – *à*	Remarks – *Remarques*

SERVICING RECORD (Acidizing, Fracing, etc.) *ENTRETIEN (acidification, fracturation, etc.)*			
Date	From – *de*	To – *à*	Remarks – *Remarques*

DRILL STEM TESTS – *ESSAIS AUX TIGES*

No. – *N°*	Date	Formation	From – *de*	To – *à*	V.O. Mins. *Vanne ouverte (minutes)*	I.S.I. Mins. *Première obturation (minutes)*	F.S.I. Mins. *Obturation définitive (minutes)*	I.S.I.B.H.P. *Pression de fond à la 1re obturation*	F.S.I.B.H.P. *Pression de fond à l'obturation définitive*	I.F.B.H.P. *Pression de fond au jaillissement*	F.F.B.H.P. *Pression de fond à l'écoulement définitif*	L.H.P. *Pression hydrostatique de début*	F.H.P. *Pression hydrostatique définitif*	Remarks – *Remarques*
1	Feb 26 1973	Mt. Kindle	3,280'	3,435'	–	60	–	1270	–	1238	–	1508	1508	Rec 1940' water cut drilling fluid. Tool plugged on valve open – misrun.
2	Feb 27 1973	Mt. Kindle	3,280'	3,435'	60	–	60	–	1430	1252	1425	1481	1436	Recover: 3106' muddy water. Strong air blow on valve open, decreasing to weak after 40 min. Dead in 50 minutes.

ANALYSIS – *ANALYSE*

Lab. No. *N° de laboratoire*	Sample *Echantillon*	From – *de*	To – *à*	Source	Remarks – *Remarques*
E73-3212-8	Water	3,280'	3,435'	Mt. Kindle DST #2	Watery mud with a light yellowish brown filtrate.
E73-3211-3	Water	3,280'	3,435'	Mt. Kindle DST #1	
E73-2775-1&2	Sump Fluid				

PRESENT STATUS OF WELL
ETAT ACTUEL DU PUITS

Oil *Pétrole*		(Interval) *(Intervalle)*
Gas *Gaz*		(Interval) *(Intervalle)*
Dry *Sec*	X	Abandoned
Susp. *Travaux sus.*		

Company *Société* Aquitaine Company of Canada Ltd.

Signed by *Signé par* [signature]

Title *Titre* G. Kuhn de Chizelle, Drilling Superintendent

Date March 20, 1973

Forms to be prepared in duplicate and forwarded to the District Conservation Engineer.

Présenter les formules remplies à l'ingénieur en conservation du district.

Drilling Authority No. 622

CANADA

DEPARTMENT OF INDIAN AFFAIRS AND NORTHERN DEVELOPMENT
OIL AND MINERAL DIVISION

Application to Abandon a Well [redacted]

In compliance with the "Canada Oil and Gas Land Regulations", application is hereby made for approval to abandon, to suspend drilling:—

Name and number of well Aquit Brackett L C-21

Location: Unit C Section 21 Grid 65 - 20, 125 - 00

Latitude 65°10'02" Longitude 125°05'08"

From Established Reference Marker

Universal Well Location Reference Lat 65.16722°N Long. 125.08555°W

Permit No. 5442 Lease No.

Aquitaine Company of Canada Ltd.
(Permittee, Licencee, Lessee)

Date of commencement of proposed program February 27, 1973

OIL, GAS, AND WATER ENCOUNTERED
(Depths)

Oil at N/A

Gas at N/A

Water at 3,280' - 3,435'

Total Depth 5,041' Date of last operations Rig Released 2359 hours March 1, 1973

Present condition of well Surface casing at 615' - 7-7/8" open hole from surface casing to T.D.

CASING RECORD

	Casing Size O.D. Inches	Weight	Amount	Set At—	Sacks of Cement and Additives	Amount Pulled
1.	8-5/8"	24#	620'	615'	500 sacks	Nil
2.						
3.						
4.						
5.						

PROPOSED ABANDONMENT PROGRAM

Plug No.	Plug Position	Geological Formation	Number of Sacks of Cement	Remarks
1	5041' - 4900'	Ronning	60 sacks	
2	3420' - 3120'	Bear Rock Mt. Kindle	140 sacks	Felt @ 3100'
3	2428' - 2000'	Hare Indian Hume Bear Rock	265 sacks	Felt @ 1975'
4	1165' - 1030'	Cretaceous Canol	87 sacks	Felt @ 1035'
5	670' - 570'	Surface Casing	95 sacks	Felt @ 540'
6	At Surface cut casing 3' below ground		5 sacks	

The following logs have been run DIL, BHC-SGRC, FDC, SNP, SRS

Other operations proposed None

Operations to be carried out by Tri-City Drilling (1968) Ltd. Contractor Licence No. 1-0867

Address 14305 - 120 Ave., Edmonton, Alta. Address

Responsible Agent in field D. C. Moore

Dated at CALGARY, Alberta, this 7th Day of March 19 73

Signed by [signature] Company Aquitaine Company of Canada Ltd.

Title Drilling Superintendent Operator's Exploratory Licence No. 1974

Note:—The District Conservation Engineer's office must be notified before work is commenced.

(For OIL AND MINERAL DIVISION use only)

APPROVAL

This application has been examined and proposed programme approved, subject to the following conditions:

Dated 12-MAR-73, 19 R. L. Price
District Conservation Engineer

DEPARTMENT OF INDIAN AFFAIRS AND NORTHERN DEVELOPMENT
CONSERVATION ENGINEER
MAR 12 1973
YELLOWKNIFE, N.W.T.
NORTHERN DEVELOPMENT BRANCH

Forms to be submitted in triplicate to District Conservation Engineer, Department of Indian Affairs and Northern Development.

IAND 52-90-5 (7-71)

Voir au verso

Drilling Authority No. ...622.....
Project No. .....

CANADA

DEPARTMENT OF INDIAN AFFAIRS AND NORTHERN DEVELOPMENT

OIL AND MINERAL DIVISION

Application for a Drilling Authority

This notice of intention to begin drilling operations, in triplicate, and where required a plan of survey approved by the Surveyor General showing the target area or the site of the well must be submitted and approved before commencing operations.

In compliance with the "Canada Oil and Gas Land Regulations", application is hereby made for approval to drill:—

Name and number of well ....Aquit.Brackett.L.C-21.....

Location: Unit .....C..... Section .....21..... Grid ..65-20-—.125-00.
Latitude..65°.10'.02"..... Longitude .125°.05'.08".....
Unique Well Identifier...300C216520125000.....
Universal Well Location Reference..Lat..65.16722°.N...Long..125.08555°.W..

Elevation: Ground ....425.feet..... K.B. .....438.feet..... feet above sea-level.
Well is expected to produce from ....Exploratory..... formation at a depth of about..... feet. Expected total final depth ....5500.feet.....
Area assigned to well ...Exploratory.....
(for District Conservation Engineer's use only)

.....

Permit No. ..5442..... Lease No. .....N/A..... Acreage ...53656.....
Permittee, licensee, or lessee ..Aquitaine.Company.of.Canada.Ltd.....
Explanatory Licence No. ....1974.....
Surface owned by Crown or ..Crown.....
(If alienated submit name and address of owner and occupant.)

Petroleum and natural gas rights owned by .....Crown.....
We propose to use the following strings of casing, either cementing or landing them as indicated below:—

Ceasing Size O.D. (Inches)	Weight (Lb./Ft.)	Grade	New or Used	Estimated Depth	Sacks of Cement
1. ...8-5/8".....	.24#.....	....K-55.....	...New.....	..550'.....	300.(to surface)
2.	.....	.....	.....	.....	.....
3.	.....	.....	.....	.....	.....
4.	.....	.....	.....	.....	.....
5.	.....	.....	.....	.....	.....

Expected water, gas, and oil horizons and type of control equipment.....
.Cretaceous.-.2100',.Imperial.-.2300',.Bear.Rock.-.2800',.Mt..Kindle.-.3900',..
.Ronning.-.4200',..To.be.controlled.with.drilling.fluid.and.BOPs..-.Annular.and
.double.gate.....
Well will be drilled with Rotary Rig No. ...2..... by .Tri-City.Drilling.(1968).Ltd.....
(Drilling Contractor or company)

.....

Responsible agent of applicant:— Contractor's Business Licence No....1-0867. ...
At well...E..Duhn..... At registered office...W..M..Bogert.....
Address 540.-.5.Ave..S.W.,.CALGARY,. Address .540.-.5th.Ave..S.W..CALGARY,.Alta.
It is understood that if changes become necessary, notice of the change of plan will be submitted.
Dated at .....CALGARY,.Alta.....,this ...17th....day of ....October.....1972.
Signed by ..W.M.Bogert..... Company .Aquitaine.Company.of.Canada.Ltd.
Title ..Drilling.Superintendent..... Operator's Licence No....1974.....

(For Oil and Mineral Division use only)

APPROVED

This application has been examined and approved subject to the following conditions:

.....
See attached conditions of approval.
.....
Dated....27-OCTOBER...1972..... R.L.Price.....
District Conservation Engineer

Forms to be submitted to District Conservation Engineer,
Department of Indian Affairs and Northern Development.

IAND 52-90-1 (7-71)

DEPARTMENT OF INDIAN AFFAIRS AND NORTHERN DEVELOPMENT
CONSERVATION ENGINEER
OCT 19 1972
YELLOWKNIFE, N.W.T.
NORTHERN ECONOMIC DEVELOPMENT BRANCH

Voir au verso

D.I.A.N.D. - CONDITIONS OF APPROVAL FOR DRILLING AUTHORITY No. 622

WELL _____

1. Copies of this Drilling Authority Form and Daily Drilling Report Preparation Requirements Card, shall be posted in full view at the drilling rig, in both the doghouse and drilling foreman's office between spud and rig release dates.

2. The company will submit to this office, on Tuesday morning of each week, a day-by-day progress report summary, on the well, for the past week. (See daily drilling report preparation requirements card for pertinent details.) Phoned-in report format shall be in this order - well name, location, present depth, present activity in progress and past day's pertinent details.

3. All shows (small or large) of oil & gas are to be reported immediately.

4. When a fatal accident occurs the District Conservation Engineer is to be notified immediately and drilling ahead must cease. Permission to resume operations must be granted by the District Conservation Engineer after a fatality.

5. All waste materials on and around the wellsite area, shall be disposed of in a manner that will prevent pollution to adjacent areas. Burnables shall be burned and non-burnables shall be buried with adequate cover or hauled away.

6. Prior to moving to drilling site, a Land Use Permit, for access and a Water Use Permit must be obtained from the Water, Forests and Land Division, Yellowknife. We further draw your attention to Sections 95 and 96 of the Canada Oil & Gas Land Regulations.

7. Forward to this office two (2) field prints of all well logs (except Velocity logs) including copies of core analysis and fluid analysis as soon as they are available.

8. Any changes to, or additions to the approved Drilling Authority must have prior approval of the District Conservation Engineer. For example: total depth, casing depths/specs., location coordinates, well name, datum elevations, operator, contractor.

9. Surface casing to be set 50 feet (min.) into a consolidated formation at the approved depth.

10. 3000# W.P. (Ser. 900) B.O.P.'s are required to 12,000 ft. (max.)
5000# W.P. (Ser.1500) B.O.P.'s are requied below 12,000 ft.

TENTATIVE PROGNOSIS

Aquit. Brackett Lk. C-21 Ground Elevation 425'
N 65°10'2" W 125°05'8"

Fm. or Horizon	Depth	Subsea	Thickness	Lithology
Base of Cretaceous	2300	-1875		Sh, sltst, sst.
Devonian				
?Imperial Fm.	2300	-1875	500±	Sh, sltst.
Hume Fm.	2800	-2375	400	Ls.
Bear Rock Fm.	3200	-2775	700 (up to 1000)	Anhy, dol.
Ordivician				
Mt. Kindle Fm.	3900	-3475	300 (up to 500)	Dol, cht.
Cambrian				
Ronning Fm.	4200	-3775	1000 (up to 1500)	Dol, sh.
Saline River Fm.	5200	-4775	200±	Salt, sh, Anhy.
Mt. Cap	5400	-4975	200±	Sh, ls.
Mt. Clark	5600	-5175		Sst.
P.T.D.	5500	-5075		

ZONES OF INTEREST:

As for previous locations. Attention must be given to the interval from -1875 G.E. to -2375 G.E. If this interval is Imperial then there is also a chance that Kee Scarp reef limestones may be present.

50 to 100 foot intervals around 1100' and 1400' may be sandstones [illegible] bons and should be drilled with care.

DEPARTMENT OF INDIAN AFFAIRS AND NORTHERN DEVELOPMENT
CONSERVATION ENGINEER
OCT 19 1972
YELLOWKNIFE, N.W.T.
NORTHERN ECONOMIC DEVELOPMENT BRANCH

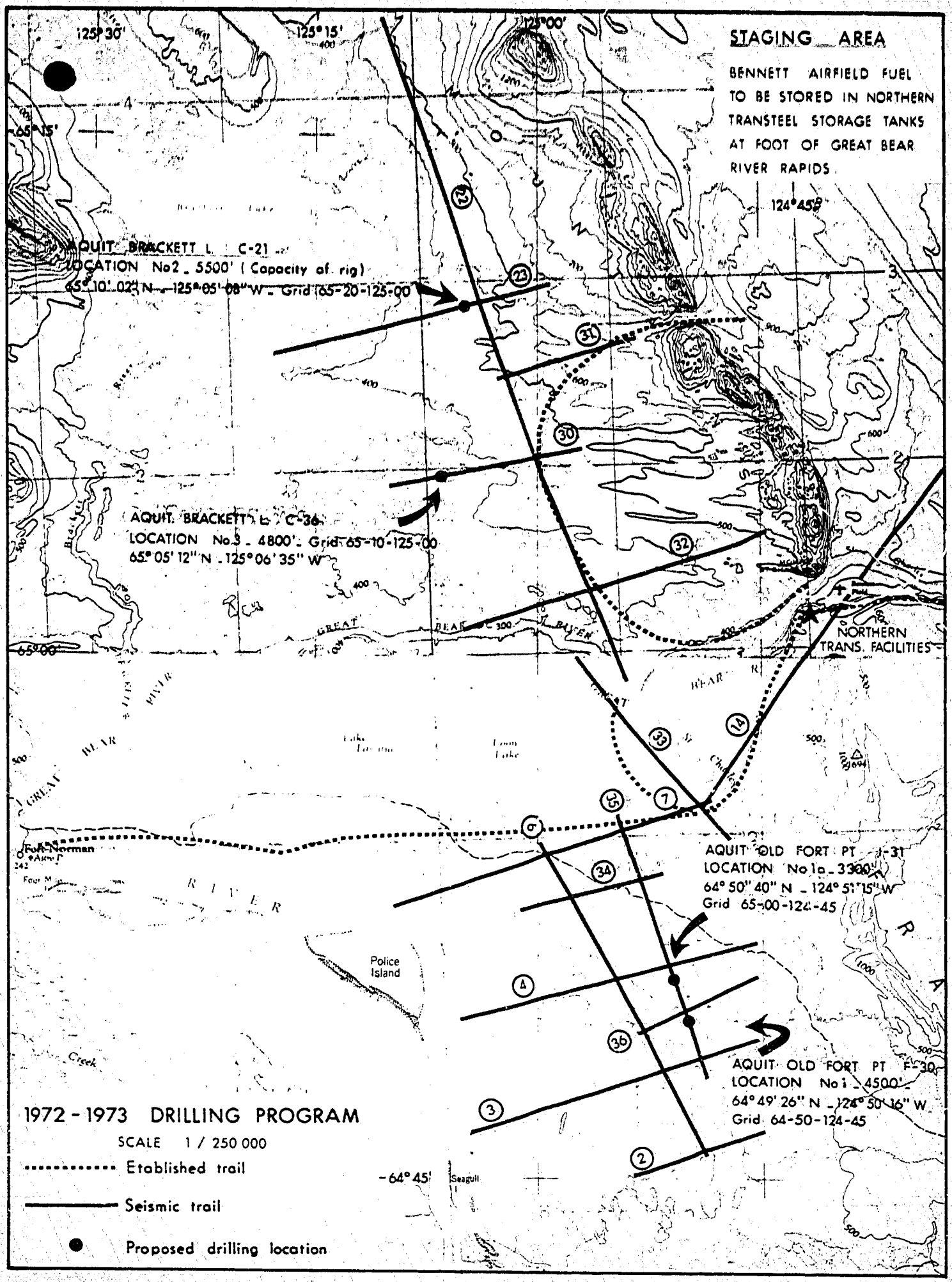
STAGING AREA
BENNETT AIRFIELD FUEL TO BE STORED IN NORTHERN TRANSTEEL STORAGE TANKS AT FOOT OF GREAT BEAR RIVER RAPIDS.
AQUIT. BRACKETT L. C-21
LOCATION No2 - 5500' (Capacity of rig)
65° 10' 02" N - 125° 05' 08" W - Grid 65-20-125-00
AQUIT. BRACKETT L. C-36
LOCATION No3 - 4800' - Grid 65-10-125-00
65° 05' 12" N - 125° 06' 35" W
NORTHERN TRANS. FACILITIES
AQUIT. OLD FORT PT. F-31
LOCATION No1a - 3300'
64° 50' 40" N - 124° 51' 15" W
Grid 65-00-124-45
AQUIT. OLD FORT PT. F-30
LOCATION No1 - 4500'
64° 49' 26" N - 124° 50' 16" W
Grid 64-50-124-45
Police Island
Fort Norman
1972 - 1973 DRILLING PROGRAM
SCALE 1 / 250 000
Etablished trail
Seismic trail
Proposed drilling location

J. eD.

CHEMICAL & GEOLOGICAL LABORATORIES LTD.

14240 - 115 AVENUE, EDMONTON 42, ALBERTA

SUMP FLUID ANALYSIS

COMPANY: AQUITAINE COMPANY OF CANADA LTD. LABORATORY NUMBER: E73-2775-1

WELL: AQUIT BRACKETT C-21 - 65-20-125-00 (D.A. 622)

DATE RECEIVED: FEBRUARY 12,1973

APPEARANCE: MUDDY, HYDROCARBON SCUM

Hydrocarbon Present: Yes [XX] No [ ]

Calcium Chloride Treatment Required To Clarify: Yes [XX] No [ ] ¼ Lbs./Bbl.

Filtered Sample: Color LIGHT BROWN; Odor HYDROCARBON

pH (@ 68°F)	8.4
Calcium (Mg/l.)	81
Chloride (Mg/l.)	750
Sulfate (Mg/l.)	181

FISH BIOASSAY

Immediate	OK
24 Hour	OK
48 Hour	OK
72 Hour	OK
96 Hour	OK

AQUITAINE COMPANY OF CANADA LTD.
FEB 19 1973
Production
Exploration
Land
Geophysical
Finance
Owners

CHEMICAL & GEOLOGICAL LABORATORIES LTD.

14240 - 115 AVENUE, EDMONTON 42, ALBERTA

SUMP FLUID ANALYSIS

COMPANY: AQUITAINE COMPANY OF CANADA LTD. LABORATORY NUMBER: E73-2775-2

WELL: INPUT WATER

DATE RECEIVED: February 12,1973

APPEARANCE: CLEAR, TRACE SEDIMENT

Hydrocarbon Present: Yes ☐ No ☒

Calcium Chloride Treatment Required To Clarify: Yes ☐ No ☒ Lbs./Bbl.

Filtered Sample: Color LIGHT BROWNISH Odor MUSTY

pH (@ 64°F)	7.7
Calcium (Mg/l.)	58
Chloride (Mg/l.)	3
Sulfate (Mg/l.)	9

FISH BIOASSAY

Immediate	OK
24 Hour	OK
48 Hour	OK
72 Hour	OK
96 Hour	OK

WELLSITE HISTORY REPORT

Aquit Brackett Lake C-21

June 1973

AQUITAINE COMPANY
OF CANADA LTD.

Well History Report

Aquit Brackett Lake C-21

Table of Contents

OIL & GAS OPERATIONS UNIT
Oil and Mineral Division
AUG 13 1973
OTTAWA, CANADA
Dept. of Indian Affairs & Northern Development

SECTION I	Summary of Well Data
SECTION II	Geological Summary
SECTION III	Engineering Summary
SECTION IV	Logs
SECTION V	Analysis
SECTION VI	Completion Summary

DEPARTMENT OF INDIAN AFFAIRS AND NORTHERN DEVELOPMENT
CONSERVATION ENGINEER
JUN 15 1973
YELLOWKNIFE, N.W.T.
NORTHERN BRANCH

AQUITAINE COMPANY
OF CANADA LTD.

WELL HISTORY REPORT

Aquit Brackett Lake C-21

DEPARTMENT OF INDIAN AFFAIRS AND NORTHERN DEVELOPMENT
CONSERVATION ENGINEER
AUG 8 1973
YELLOWKNIFE, N.W.T.
NORTHERN ECONOMIC DEVELOPMENT BRANCH

SECTION I - Summary of Well Data

(a) Well Name and Number: Aquit Brackett L C-21

(b) Permittee: Aquitaine Company of Canada Ltd.

(c) Operator: Aquitaine Company of Canada Ltd.
540 - 5th Ave. S.W.
CALGARY, Alberta
T2P OM4

(d) Location: Unit C, Section 21, Grid 65-20-125-00
Latitude 65°10'02" Longitude 125°05'08"
Unique Well Identifier: 300C216520125000
Universal Location Reference: Lat. 65.16722°N
Long. 125.08555°W

(e) Co-ordinates: Latitude: 65°10'02"
Longitude: 125°05'08"

(f) Permit Number: 5442

(g) Drilling Contractor: Tri-City Drilling (1968) Ltd.
14305 - 120 Ave.
Edmonton, Alberta

Rig 2

(h) Drilling Authority: Number 622, October 27, 1972

(i) Classification: Wildcat

(j) Elevations: Ground 425 Kelly Bushing 437

(k) Spudded: January 16, 1973

(l) Completed Drilling: February 16, 1973

(m) Total Depth: 5,041' Driller 5,029' Logger (DILL)

(n) Well Status: Plug and Abandoned

(o) Rig Released: March 1, 1973 @ 23:59

(p) Hole Sizes: 17-1/2" to 145' (Daily Tour Report)
12-1/4" to 635' (Daily Tour Report)
7-7/8" to T.D.

(q) Casings: 13-3/8" to 144' conductor pipe
8-5/8" to 620' surface casing.

AQUITAINE COMPANY
OF CANADA LTD.

SECTION II - Geological Summary

(a) Formation Tops: See "Geological Marker Report" attached.

(b) Cored Intervals: See "Core Report" attached.

(c) Core Description: See "Geological Sample Descriptions" attached.

(d) Sample Description: See "Geological Sample Description" attached.

(e) Paleontological Determination: Not Applicable.

FORM 5157-1

GEOLOGICAL MARKER REPORT

AQUITAINE
COMPANY OF CANADA LTD.

WELL NAME Aquit. Brackett L. C-21

LOCATION 65°10'2" N 125°5'8" W K.B 437

FORMATION / MARKER	FROM PROGNOSIS	SAMPLES	LOG	SUBSEA
Tert. sh.		12		
Tert. Cgl.		155		
Cret. sh.		? 215		
Bas. Cgl/Sst.	2300	1078	1080	- 643
Dev. Canol		1110	1114	- 677
Kee Scarp		1220	1197	- 760
Hare Indian		1280	1286	- 849
Hume	2810	2050	2048	-1611
Bear Rock	3210	2340	2338	-1901
Sil/Ord. Mt. Kindle	3910	3255	3240	-2803
Ord/Camb. Ronning chty	4210	4353	4326	-3889

REMARKS

FORM 5161-3

CORE REPORT

AQUITAINE
COMPANY OF CANADA LTD.

CORE No.	INTERVAL FROM	INTERVAL TO	RECOVERY	COREHEAD SIZE	CORE SIZE	FORMATION
1 ✓	1090	1110	4	6 1/8"	3 1/2"	Basal Cretaceous Sandstone
2 ✓	2780	2796	16	"	"	Bear Rock
3 ✓	2920	2935	14.2	"	"	Bear Rock
4 ✓	3878	3891	12.8	"	"	Mt. Kindle

FORM 5121-1

AQUITAINE
COMPANY OF CANADA LTD.

From	To	Core C Ditch D	No. of Ft. Porous	No. of Ft. Non-Porous	Showings O.G.W.	GEOLOGICAL SAMPLE DESCRIPTION Sheet No. 1
						TERTIARY
12	17	—		5		Sh: gy-lt brn, granulated by permafrost
17	150			?		N.S.
150	160	D	10			Cgl: pbls. grnt & qtzite, rd-subang, uncons, ½" or more in diam(LOST 275 Bbls Drlg mud to fm 150-320).
						CRETACECUS
160	330			?		N.S.
330	340			10		Sh: gy & arkose-cvg? vps
360	370			?		N.S.
370	380			10		Sh: gy
380	390			10		Sh: gy
390	400			10		Sh: gy & arkose-cvg? vps
400	450			?		N.S.
450	460			10		SH: gy-vps
460	480			?		N.S.
480	490			10		Sh: gy-vps
490	510			?		N.S.
510	520			10		Sh: gy-vps
520	540			?		N.S.
540	550			10		Sh: gy-vps
550	570			?		N.S.
570	580			10		Sh: gy-vps
580	600			?		N.S.
600	610			10		Sh: gy, Arkose & Cgl a/a-vps

SAMPLES NOT LAGGED

~~SAMPLES LAGGED AT ..... FT. PER MIN.~~

(Delete as Appropriate)

FORM 5121-1

AQUITAINE
COMPANY OF CANADA LTD.

From	To	Core C Ditch D	No. of Ft. Porous	No. of Ft. Non-Porous	Showings O.G.W.	GEOLOGICAL SAMPLE DESCRIPTION Sheet No. 2
610	630			?		N.S.
630	690			?		Cmt.
690	710			?		N.S. -Clay settled in mud tanks- Bentonite?
710	730			?		Tr Sh: dk gy,fis . Cmt Cvgs.
730	770			?		N.S.
770	790			?		Cmt Cvgs.
790	810			?		N.S.
810	850			40		Tr Sh: gy-dk gy flaky.
850	860			10		Sh: gy-dk gy.w/carb flecks & ptgs,flaky.
860	870			10		Sh: a/a; Irst,pyr.
870	880			10		Sh: dk gy-blk,flaky,sl pyr.
880	890			10		Sh: a/a, inpt gy.
890	900			10		Sh: dk gy,flaky,sl pyr.
900	910			10		Sh: gy-dk gy,bec fis,w/specks white ls,tr fish remains.
910	930			20		Sh: gy, blk flecks wh specks, fish scales, minor Kao: calc & Sh,lt blue gn.
930	940			10		Sh: gy,fis, blk flecks, Inoc ,tr pyr.
940	950			10		Sh: gy-dk gy, wh specks,flaky .
950	970			20		Sh: gy, speckled w/ gyish ls, Inoc .
970	980			10		Sh: blk,bit, inpt fis.
980	1020			40		Sh: gy,speckled w/gyish & inpt wh ls, Inoc. Pyr, Fish remains & blk bit flecks 1010-1020
1020	1030			10		Kao: wh,mic .
1030	1050			30		Ss: wh,vf gr,calc,kao,chlor; Sh: gy, aren. Tr Qtz pbls.

~~SAMPLES NOT LAGGED~~

SAMPLES LAGGED AT 100 FT. PER MIN.

(Delete as Appropriate)

FORM 5121-1

AQUITAINE
COMPANY OF CANADA LTD.

From	To	Core C Ditch D	No. of Ft. Porous	No. of Ft. Non-Porous	Showings O.G.W.	GEOLOGICAL SAMPLE DESCRIPTION Sheet No. 3
1050	1060		1	9		Sh; gy w/blk bit flecks & ptgs, wh specks. Tr Ss: off wh, vf gr, pyr, sl porous.
1060	1070		5	5		Ss: lt gy - vit, vf/f gr, kao, pyr, tr. chlor, in pt fair porosity, no fluor.
1070	1080		2	8		Ss: lt gy- wh vit, mgr, subang, calc, sl chty, in pt fair porosity, no fluor. Sh: blk, bit; Pyr.
						BASAL CRETACEOUS
1080	1090		10			Cht Cgl: varicol gn- gy, subrd - rd, small pbls, cht & tr chalcedony, abunt pyr, no fluor.
						CORE #1 1090 - 1110 Cut 20 ' Rec 4 '
1090	1094	C	4			Ss: friable, lt gy,- vit, f gr, ang - subang, well std, sl tr chlor & kao gr, V good porosity, wtr sat.
1094	1110		?			N. S.
						CANCL
1110	1120	D		?		N.S.
1120	1190			70		Sh: dk brn blk, bit, flaky.
1190	1220			30		Slst: lt gy, v calc, in pt pyr & shelly. Sh: a/a. Pyr.
						KEE SCARP PLATFORM
1220	1280			60		Ls: crm- lt tn, m frag, crin & coral v fos, tr pyr, no fluor. Minor Slst: cale, arg, grading to Sh: lt silver gy gn, slty, micromic.

~~SAMPLES NOT LAGGED~~

SAMPLES LAGGED AT 100 FT. PER MIN.

(Delete as Appropriate)

FORM 5121-1

AQUITAINE COMPANY OF CANADA LTD.

From	To	Core C Ditch D	No. of Ft. Porous	No. of Ft. Non-Porous	Showings O.G.W.	GEOLOGICAL SAMPLE DESCRIPTION Sheet No. 4
						HARE INDIAN
1280	1320			40		Sh: v lt silvery gn , v slty, sl calc, micromic, flaky, grading to Slst: calc, arg. Ls: a/a.
1320	1400			80		Sh: v lt gy gn, v calc, mic, in pt slty.
1400	1700			300		Sh: v lt gy gn, micromic, flaky- fis, tr spores, tr Slst : gnish wh, calc esp 1560 - 70 & 1590 - 1600.
1700	1800			100		Sh: a/a but more fis, less mic.
1800	1810			10		Sh: a/a tr Ls, brn, litho, pyr.
1810	1910			100		Sh: a/a bcm sl gy w blkish mot & stks. Tr Slst: v lt gy, calc, pyr, crin 1850 - 60 & 1870 - 80. Tr Ls: brn, litho w/ brach 1880 - 90.
1910	1940			30		Sh: a/a w/ lam & stks Sh: blk, bit.
						GAYNA RIVER
1940	1950			10		Sh: blk, bit.
1950	1960			10		Sh: a/a & gn gy.
1960	1990			30		Sh: dk brn blk, bit, spores.
1990	2030			40		Sh: a/a bcm blky, sl calc, calcite veins.
2030	2050			20		Sh: a/a, tr Ls, dk brn, arg, bit.
						HUME
2050	2120			70		Ls: lt brn tn, litho, sl pyr, tr ostracods.
2120	2130			?		N.S. (Drill collars twisted off - Fishing.)

~~SAMPLES NOT LAGGED~~

SAMPLES LAGGED AT 100 FT. PER MIN.

(Delete as Appropriate)

FORM 5121-1

AQUITAINE COMPANY OF CANADA LTD.

GEOLOGICAL SAMPLE DESCRIPTION Sheet No. 5

From	To	Core C Ditch D	No. of Fl Pores	% of Fl Non-Pores	Stain Fl O.G.W.	
2130	2170			40		Ls: v lt brn, litho, birdseyes calcite, sl pyr.
2170	2220			50		Ls: lt brn-brn, litho; Sh: gy, calc, grdg to arg ls, ost.
2220	2240			20		Ls: lt gy, in pt brn, sl arg, tr shy lam; Sh: a/a.
2240	2250			10		Ls: lt brn-brn, litho.
2250	2270			20		Ls: lt gy, sl arg, in pt brn, tr crin.
2270	2280			?		NS.
2280	2300			20		Ls: a/a, ost.
2300	2340			40		Ls: lt brn, litho, crin-lt gy, arg-shy, pyr, ost.
						BEAR ROCK
2340	2350			10		Ls: ltbrn-ltgy, litho, in pt veined w/ calcite (breccia).
2350	2360			10		Ls: a/a bcm lt brn-brn, tr Sh: gy, calc.
2360	2370			10		Ls: a/a, abunt Calcite: lt gyish wh, vf-m xl, sh flecks & gy sh ptgs.
2370	2390			20		Ls: a/a, shy ptgs.
2390	2460			70		Ls: a/a bcm lt gy-lt brn.
2460	2540			80		Ls: a/a tr blk bit ptgs.
2540	2600			60		Ls: a/a bcm lt brn , in pt tinted orge & pk, tr rd sh.
2600	2640		20	20		Ls: lt-dk brn, vaguely pelleted, bit ptgs, veined by calcite w/ vuggy porosity, no fluor, ost 2620-40, tr pellet ls 2630-40 (Gossage).
2640	2700		30	30		Dol: lt brn, micro-vf xl, slty, calc, poor-fr pp/x porosity, no fluor, grdg to Ls: lt brn, litho, tr ost, veined w/ calcite; minor Sh: blk bit.
2700	2780			80		Ls: a/a; minor Dol: lt brn, microxl; minor Sh: blk, bit.
						CORE# 2 2780 - 2796 Cut 16' Rec 16'
2780	2781.5	C		1.5		Sh: dk-lt gn, pyr, slickensided, patches & frag dol, lt gy wh, microxl, calc, 15-20 irreg dip.

~~SAMPLES NOT LAGGED~~

SAMPLES LAGGED AT 100 FT. PER MIN.

(Delete as Appropriate)

FORM 5121-1

AQUITAINE
COMPANY OF CANADA LTD.

GEOLOGICAL SAMPLE DESCRIPTION Sheet No. 6

From	To	Core C Ditch D	No. of Ft. Porous	No. of Ft. Non-Porous	Showings O.G.W.	
2781.5	2784.5	C	3.0			Dol: lt brn, microxl, veined w/ Calcite: orge tints, m xl, s vugs, mnr lt gn sh ptgs, 40 dip on shy ptg @ base.
2784.5	2791		6.5			Dol: lt brn, microxl, brec.s & large pcs in boxwork: Calcite: crse xl, in pt vuggy, sul wtr sat, mnr patches lt gn sh.
2791	2794			3		Dol: lt gy wh, microxl, brec & veined w/ lt gn sh & pyr m xl calcite, 30 dips on sh ptgs . 2792.8, 2794.
2794	2795.7			1.7		Ls: gy, crypto-m xl, veined w/ gy-blk pyr bit sh, 30 dip on sh ptg @ 2795.
2795.7	2796			.3		Dol: lt brn, microxl,pyr, brec, crse xl calcite matrix, tr vugs.
2796	2780	D	15	59		Ls: as from 2700-80.
2870	2880		5	5		Dol: as below; Slst: wh, dol.
						[illegible]
2880	2900		15	5		Dol: v lt brn, micro-vf xl,slty, tr qtz xl, v gd vuggy poro, no fluor.
2900	2920		15	5		Dol: lt brn, vf-microxl, slty, v gd vuggy& x porosity, no fl
						CORE # 3 2920-2935 Rec 14.2
2920	2920.3	C		.3		Dol: lt gy mot lt brn, microxl,slty, pyr, w/ slickensided lam blk bit & lt gn sh dipping @ 30 .
2920.3	2922.5		2.2			Dol: lt brn, micro-vf xl, slty, fr pp & tr s vuggy por-no fl
2922.5	2926.8		.2	4.1		Dol: lt brn, microxl, slty, sub vert frac in pt lined w/ wh xl dol& calcite,large frac-vug @ top adjacent to 30 dipping sh lam& lined w/ xl dol, dogtooth spar & tr tetrahedral xl ?pyr.
2926.8	2931.3		.	4.5		Dol: lt lam brn, microxl, slty, lam dip 20 @ 2928, 30 @2930, frac infilled by films & blebs sh,lt gn& xl wh dol/calc
2931.3	2934.2		2.9	.		Dol: lt brn, microxl,slty, ptly brec, large open frac lined & partially infilled w/ lt gn sh, dogtooth spar, dol xl & finely disseminated cubic xl ?pyr.

SAMPLES NOT LAGGED

SAMPLES LAGGED AT 100 FT. PER MIN.

(Delete as Appropriate)

FORM 5171-1

AQUITAINE
COMPANY OF CANADA LTD.

GEOLOGICAL SAMPLE DESCRIPTION

Sheet No. 7

From	To	Core C Ditch D	No. of Ft. Porous	No. of Ft. Non-Porous	Showings O.G.W.	
2935	2980	D	15	30		Dol: a/a.
2980	3070			90		Dol: v lt gn, crypto-microxl, sl arg, sl slty, in pt shy. Tr Ss: rd, m/f gr, arg 3030-40.
3070	3170			100		Dol: a/a; mnr Sh: dk rd, dol, slty.
3170	3220			50		Dol: a/a; Sh: a/a; Sh: lt gn, dol, pyr.
3220	3230			10		Sh: lt gn, dol, pyr; Dol: a/a.
3230	3250			20		Dol: a/a; mnr Sh: lt gn a/a.
						MT KINDLE
50	3280			30		Dol: off wh, vf-f xl, tr qtz xl; tr glauc dol 3250-60.
328	3340		30	30		Dol: off wh-sl brn, f xl, vug linings, no fluor, sl chty-..h, tr qtz xl 3320-30.
3340	3370			30		Dol: a/a but tt; trSs: vit, f gr, rnd, sil cmt 3350-70.
3370	3440		35	35		Dol: off wh-sl brn, f xl, vug linings (v good por in stks-lost mud from 3403-to base unit @ 4353); Cht: wh, in s pt ool & chalcedonic; tr intbd Ss: a/a in pt floating sd gr in dol & cht mtx. Cht more abnt3410-20. Tr qtz & mnrl 3400-10 & 3420-30.
3440	3480		20	20		Dol: a/a but v chty(20-30%), cht in s pt ool. Tr qtz3440-50
3480	3520		20	20		Dol: a/a chty. Tr Ss: a/a 3490-3520.
3520	3560		20	20		Dol: a/a but v chty(20%), tr qtz.
3560	3630		35	35		Dol: a/a chty, tr Ss: a/a.
3630	3660		15	15		Dol: a/a v chty(60-70%), tr ool cht, tr Ss: a/a.
3660	3790		65	65		Dol: a/a chty(10-15%), tr Ss: a/a, tr ool cht 3720-30. & 3760-70.
3790	3800		5	5		NS.
3800	3870		35	35		Dol: a/a chty(5-10%), tr ool cht, qtz & Ss: a/a 3820-70.

~~SAMPLES NOT LAGGED~~

SAMPLES LAGGED AT 100 FT. PER MIN.

(Delete as Appropriate)

FORM 5121-1

AQUITAINE COMPANY OF CANADA LTD.

GEOLOGICAL SAMPLE DESCRIPTION

Sheet No. 8

From	To	Core C Ditch D	No. of Ft. Porous	No. of Ft. Non-Porous	Showings O.G.W.	
						CORE # 4 3878-3891 Cut 13 Rec 12.8.
3878	3879.5	C		1.5		Dol: v lt brnish tn, f xl.
3879.5	3880.5		1.0			Dol: a/a w/ s fr vuggy por, sl chty.
3880.5	3881.3			0.8		Dol: a/a w/ blkish arg lam & tr bit ptgs.
3881.3	3883.2		0.9			Dol: v lt brnish tn, f xl, fr s vuggy por.
3883.2	3885.7			2.5		Dol: v lt brnih tn, f xl, dip 6° @ 3884.
3885.7	3886.6		0.9			Dol: dk blkish brn, f xl, scat vugs lined in pt w/ calcite.
3886.6	3887.1			0.5		Dol: dk brn w/ blkish lam, f xl, tr bit ptgs - dip 7°.
3887.1	3888.3		0.6	0.6		Dol: off wh, f xl w/ tr interxl cht, sl s vuggy por.
3888.3	3889.1		0.8			Dol: v lt tn, crse xl, v good vuggy por (1/2"), chty, qtz xl in vugs.
3889.1	3890.8			1.7		Dol: v lt tn, f xl, lam, chty in top 3".
3890	3940	D	15	35		Dol: as in spls above, tr qtz xl 3930-40.
3940	3970		20	15		NS. (Mixing mud & lost circ mat - shaker out).
3970	3980		5	5		Dol: a/a.
3980	3990		5	5		NS.
3990	4010		10	10		Dol: a/a.
4010	4030		5	15		NS.
4030	4050		10	10		Dol: a/a, tr qtz xl.
4050	4070		10	10		NS.
4070	4080		5	5		Dol: a/a.
4080	4090		5	5		NS.
4090	4120		15	15		Dol: a/a, tr qtz xl.
4120	4140		10	10		NS.

~~SAMPLES NOT LAGGED~~

SAMPLES LAGGED AT 100 FT. PER MIN.

(Delete as Appropriate)

FORM 5121-1

AQUITAINE
COMPANY OF CANADA LTD

Sheet No. 9

From	To	Core C Ditch D	No. of Ft. Porous	No. of Ft. Non-Porous	Showings O.G.W.	GEOLOGICAL SAMPLE DESCRIPTION
4140	4150		5	5		Dol: a/a, tr qtz xl.
4150	4160		5	5		NS.
4160	4170		5	5		Dol: a/a.
4170	4190		10	10		NS.
4190	4200		5	5		Dol: a/a tr qtz xl.
4200	4220		5	15		NS.
4220	4250		10	20		Dol: v lt brn, m xl, chty, tr qtz xl lining vugs.
4250	4260		5	5		NS.
4260	4270		5	5		Dol: a/a.
4270	4280			10		NS.
4280	4290		5	5		Dol: a/a.
4290	4300			10		NS.
4300	4310		5	5		Dol: a/a; tr Qtzite, lt gy brn, f gr.
4310	4320		5	5		NS. RONNING (CHERTY)
4320	4330			10		Dol: a/a, mnr Dol: brn, microxl platy.
4330	4340		2	7		NS.
4340	4350		5	5		Dol: v lt brn, microxl a/a, tr ool cht.
4350	4400		?5	45		Dol: pk-orge-lt gy, microxl, arg, slty, platy, tr dk rd sh
4400	4460			60		Dol: lt gy brn-dk brn, microxl, arg, slty, platy, bit ptgs
4460	4870		2	408		Dol: a/a bcm lt gy-dk brn. Tr cht w/ qtz xl lining vug 4550-60. 4630-40 Spl analysed 75% dol, 25% arg mat w/ tr slt. Tr Dol: dk brn, vf xl, ool 4810-20,4860-70.
4870-	4880			10		NS.

~~SAMPLES NOT LAGGED~~

SAMPLES LAGGED AT 100 FT. PER MIN.

(Delete as Appropriate)

FORM 5121-1

AQUITAINE
COMPANY OF CANADA LTD.

GEOLOGICAL SAMPLE DESCRIPTION

Sheet No. 10

From	To	Core C Ditch D	No. of Ft. Porous	No. of Ft. Non-Porous	Showings O.G.W.	
4880	4900			20		Dol: a/a, tr ool dol a/a 4870-4900.
4900	4910			10		NS.
4910	4950		2	38		Dol: as from 4460-4900 but in pt blk bit. Tr Dol: lt gy w/ rd mot, microxl 4910-20. Tr wh cht & mnr ool dol a/a 4910-20, 4930-40. Tr Dol: off wh, vf xl, vug lining 4920-50.
4950	4980		8	22		Dol: lt gy, microxl, ?algal, blk bit ptgs, tr rd stks; ool a/ Mnr Dol: lt gy irridescent w/ floating sd gr 4950-60. Tr cht, gy, sdy, ool & Dol, pk-wh, m xl, vuggy por 4970-80.
4980	4990		?	10		Dol: lt gy-brn-blk, microxl, in pt ool vf xl, in pt bit. in pt arg.
4990	5040		?	50		Dol; lt gy-gy, microxl, arg slty, w/ Lingula like brach 5030sp Mnr Dol: brn ool, vf xl w/ tr good intercool-intercl por 5000-10, tr rd ool 5010-20, 5030-40.

SAMPLES ~~NOT LAGGED~~

SAMPLES LAGGED AT 100 FT. PER MIN.

(Delete as Appropriate)

FORM 5161-3

CORE REPORT

AQUITAINE
COMPANY OF CANADA LTD.

CORE No.	INTERVAL FROM	INTERVAL TO	RECOVERY	COREHEAD SIZE	CORE SIZE	FORMATION
1	1090	1110	4	6 1/8"	3 1/2"	Basal Cretaceous Sandstone
2	2780	2796	16	"	"	Bear Rock
3	2920	2935	14.2	"	"	Bear Rock
4	3878	3891	12.8	"	."	Mt. Kindle

SECTION III - Engineering Summary

(a) Report of Drill Stem Tests: See "Drillstem Test Data Sheets" and "Johnston Technical Reports" for tests no. 1 & 2.

(b) Casing Record: See "Casing Information" and "Engineering Pipe Tally" for both the 13-3/8 conductor pipe and the 8-5/8 surface casing, all of which are attached.

(c) Bit Record: See "Bit Record" and "Bit Hydraulics" attached.

(d) Mud Report: See "Mud and Additives Summary" attached.

(e) Deviation Record: See "Deviation Survey Report" and the "Continuous Dipmeter Log" both attached.

(f) Abandonment Plugs: See "Plug Back and Abandonment Report" attached.

(g) Lost Circulation Zones:

- Surface gravel 150' to 324', lost 200 bbls, shut off with gel mud and set conductor pipe to 144'.

- A lost circulation problem was encountered in the Mt. Kindle formation and full return was not re-established until FTD at 5041. The situation was eventually corrected by the use of sawdust, kivik seal and a diesel gel plug after which the hole was pressure tested to 500 psi. The total estimated drilling fluid loss was approximately 9020 bbls.

(h) Report of Blowouts: Not Applicable.

FORM 5109-2

DRILLSTEM TEST DATA SHEET

AQUITAINE COMPANY OF CANADA LTD.

TEST NO. 1

DATE February 25, 1973

WELL NAME Aquit Brackett Lake C-21 LOCATION N65°10'02" W125°05'08"

TEST DATA:

INTERVAL 3280 - 3435 SUB-SEA FORMATION Mt. Kindle

BLOW: (Describe) Strong I.P. Fair air blow on preflow
Tool plugged on V.O. main flow

Gas to Surface - Mins. Max. Rate (Measure) - (Est.) - Mcf/day

Describe Gas: Sweet - Sour - Was Flare Lit -

Describe Build-up, etc. Tool plugged when V.O. on main flow

FLUID TO SURFACE: (Record Times & Describe Fluid)

RECOVERY: (Record amount & whether Gassy, Salty, Fresh, Sulphurous, Etc.)

Mud: 1940 Ft. light mud.

Water:

Oil:

Remarks: (Special Samples, Sampling Points, Samples Retained, Etc.)
Fluid samples take from top of fluid mid. and top of test tool 1- bottom hole sample chamber.

RECORD OF FIELD PRESSURES AND TIMES:

Started in Hole	3:30 pm	Out of Hole	5:30 am	
Initial Hydrostatic	1508	Pressure	1508	psi.
Valve Open (Initial)	5 Mins.	Pressure	1238	psi.
Initial Shut-in	60 Mins.	Pressure	1270	psi.
Valve Open	- Mins.	Pressure (initial)	- (final) -	psi.
Final Shut-in	- Mins.	Pressure	-	psi.
Final Hydrostatic	1508	Pressure	1508	psi.

Temperature Recorders No. Depth No. Depth No. Depth

Remarks

HOLE DATA:

Hole Size & Depth 7-7/8 - 5041 Mud: Wt. 9.0 Visc. 80 W.L. 7.0

TESTING EQUIPMENT:

Testing Co. Johnston Ticket No.

Packer(s): No 4 Size 7" Choke (B.H.) ½

Drill Pipe Size: 4½ Drill Collars: Amit 6¼ I.D. 2-7/8

Recorders: (No. & Type) #2526

Special Equipment: (Underline) MFE Tool, Jars, Safety Joint, Pump Out, Sub, Straddle By-Pass, Etc.

REMARKS ON TEST: (Misrun, Disposition of Samples - Charts, Hole Problems, etc.)
3 fluid sample were taken and 1-bottom hole sample chamber

COMPANY REPRESENTATIVE D.C. Moore

FORM 5109-2

DRILLSTEM TEST DATA SHEET

AQUITAINE COMPANY OF CANADA LTD.

TEST NO. 2

DATE February 27, 1973

WELL NAME Aquit Brackett Lake C-21 LOCATION N65°10'02" W125°05'08"

TEST DATA:

INTERVAL 3208 - 3435 SUB-SEA FORMATION Mt. Kindle

BLOW: (Describe) S.I.P. Strong air blow decreasing and dead in 45 min.

Gas to Surface ..... Mins. Max. Rate (Measure) ..... (Est.) ..... Mcf/day

Describe Gas: Sweet ..... Sour ..... Was Flare Lit .....

Describe Build-up, etc. .....

FLUID TO SURFACE: (Record Times & Describe Fluid) .....

RECOVERY: (Record amount & whether Gassy, Salty, Fresh, Sulphurous, Etc.)

Mud: .....

Water: 3100 ft. muddy water.

Oil: .....

Remarks: (Special Samples, Sampling Points, Samples Retained, Etc.) .....

RECORD OF FIELD PRESSURES AND TIMES:

Started in Hole	11:30 pm		Out of Hole	10:00 am	
Initial Hydrostatic	1489		Pressure	1489	psi.
Valve Open (Initial)	no preflow	Mins.	Pressure		psi.
Initial Shut-in	no I.S.I.	Mins.	Pressure		psi.
Valve Open	60	Mins.	Pressure (inifial)	990 (final) 1400	psi.
Final Shut-in	60	Mins.	Pressure	1400	psi.
Final Hydrostatic			Pressure	1489	psi.

Temperature ..... Recorders No. ..... Depth ..... No. ..... Depth ..... No. ..... Depth .....

Remarks .....

HOLE DATA:

Hole Size & Depth 7-7/8 - 5041 Mud: Wt. 9.0 Visc. 85 W.L. 6.2

TESTING EQUIPMENT:

Testing Co. Johnston Ticket No. .....

Packer(s): No 4 Size 7" Choke (B.H.) ½

Drill Pipe Size: 4½ Drill Collars: Amit 10 - 6½ I.D. 2-7/8

Recorders: (No. & Type) .....

Special Equipment: (Underline) MFE Tool, Jars, Safety Joint, Pump Out, Sub, Straddle By-Pass, Etc. .....

REMARKS ON TEST: (Misrun, Disposition of Samples - Charts, Hole Problems, etc.)

There were 10 samples of fluid taken from top of fluid to top of tool.

COMPANY REPRESENTATIVE D.C. Moore

FORM 5115-2

CASING INFORMATION

AQUITAINE
COMPANY OF CANADA LTD.

SURFACE CASING
INTERMEDIATE CASING O.D. 13-3/8 conductor
PRODUCTION CASING
LINER

WELL Aquit Brackett Lake C-21 LOCATION N65°10'02" W125°5'8" DATE January 18, 1973

JTS. ON LOC.	FT. ON LOC.	CSG. WT.	GR.	RGE.	THD.	T & C	MAKE	JTS. RUN	DEPTH LANDED	FT. RUN IN WELL
7	216	48	G	2	STC			5	144	154

ACCESSORIES

CENTRALIZERS MAKE none No.
POSITIONS

SCRATCHERS MAKE none No.
POSITIONS

No. OF COLLARS WELDED none

SHOE: MAKE no TYPE		
COLLAR: MAKE no TYPE		
LANDING JOINT LENGTH (WHEN USED)		
OVERALL LENGTH OF STRING		
FEET UP FROM K.B. (SUBTRACT)	144	
DEPTH SET - DRILLER	TALLY	144
SHOE JOINT OVERALL (SUBTRACT)		
COLLAR DEPTH - DRILLER	TALLY	

REMARKS

RUNNING AND CEMENTING

RUNNING

POWER TONGS Rope & Rig TORQUE: MAX NOM MIN

TIMES: STARTED IN: 0700 ON BOTTOM 1130 CIRCULATED MIN

FILL UP POINTS no

CEMENTING

CEMENT COMPANY Dowell

TYPES AND QUANTITY OF CEMENT 200 1% C_ACl_3

SLURRY WT. 15 WATER AHEAD 5 BBLS

TIMES: START MIX FINISH START DISP. FINISH 1630

CALC. DISP. 18 BBLS PRESSURES: MAX. PUMP 200 BUMP

CEMENT RETURNS YES/NO No. OF BBLS 1

LANDING

TIME DATE WT. OF STRING (LESS BLOCKS)

WT. LANDED IN SLIPS LANDING BOWL (SIZE × SERIES × TYPE

REMARKS Conductor

FORM 5116-1

PIPE TALLY

AQUITAINE COMPANY OF CANADA LTD.

SHEET No. ____ OF ____

SIZE 13-3/8 " O.D. WT. 48 PPF. GRADE 14 THREAD ST & C MAKE Sumitomo

ON LOCATION 7 JOINTS 216 FT. LEFT OUT 2 JOINTS 62 FT. IN HOLE 5 JOINTS 154 FT.

REMARKS Threads on Conductor January 18, 1973 Fowler

	A		C		E		G		I		K		M		O		Q	
1	31	70	21		41		61		81		101		121		141		161	
2	32	10	22		42		62		82		102		122		142		162	
3	28	81	23		43		63		83		103		123		143		163	
4	31	55	24		44		64		84		104		124		144		164	
5	30	11	25		45		65		85		105		125		145		165	
6	31	90	26		46		66		86		106		126		146		166	
7	29	90	27		47		67		87		107		127		147		167	
8			28		48		68		88		108		128		148		168	
9			29		49		69		89		109		129		149		169	
10			30		50		70		90		110		130		150		170	
1/10	216	07	21/30		41/50		61/70		81/90		101/110		121/130		141/150		161/170	
	B		D		F		H		J		L		N		P		R	
11			31		51		71		91		111		131		151		171	
12			32		52		72		92		112		132		152		172	
13			33		53		73		93		113		133		153		173	
14			34		54		74		94		114		134		154		174	
15			35		55		75		95		115		135		155		175	
16			36		56		76		96		116		136		156		176	
17			37		57		77		97		117		137		157		177	
18			38		58		78		98		118		138		158		178	
19			39		59		79		99		119		139		159		179	
20			40		60		80		100		120		140		160		180	
11/20			31/40		51/60		71/80		91/100		111/120		131/140		151/160		171/180	

TOTALS		
A	216	07
B		
C		
D		
E		
F		
G		
H		
I		
J		
K		
L		
M		
N		
O		
P		
Q		
R		

FORM 5115-2

CASING INFORMATION

AQUITAINE COMPANY OF CANADA LTD.

SURFACE CASING
INTERMEDIATE CASING O.D. 8-5/8
PRODUCTION CASING
LINER

WELL Aquit Brackett Lake C-21 LOCATION N65°10'02" W125°05'08" DATE January 20, 1973

JTS. ON LOC.	FT. ON LOC.	CSG. WT.	GR.	RGE.	THD.	T & C	MAKE	JTS. RUN	DEPTH LANDED	FT. RUN IN WELL
16	639	24	K	3	8RD	S	Mann	15	620	639.00
									1.5' we D & T R	
								less	threads	- 4.
										635.00

ACCESSORIES

CENTRALIZERS MAKE no No.
POSITIONS

SCRATCHERS MAKE no No.
POSITIONS

No. OF COLLARS WELDED

SHOE: MAKE Baker	TYPE Smoothed		1.50
COLLAR: MAKE	TYPE		
LANDING JOINT LENGTH (WHEN USED)			
OVERALL LENGTH OF STRING			636.50
FEET UP FROM K.B. (SUBTRACT)			16.50
DEPTH SET - DRILLER		TALLY	620.00
SHOE JOINT OVERALL (SUBTRACT)			40.70
COLLAR DEPTH - DRILLER		TALLY	579.30

REMARKS Ran rough. Lost 4-Rec w/LSG from 60'.

RUNNING AND CEMENTING

RUNNING

POWER TONGS Rope and Rig TORQUE: MAX NOM MIN

TIMES: STARTED IN: ON BOTTOM CIRCULATED MIN

FILL UP POINTS Knocked bakelite off shoe, ran open end.

CEMENTING

CEMENT COMPANY Dowell

TYPES AND QUANTITY OF CEMENT 500 OW - Arctic - Const. & 3% $CaCl_3$

SLURRY WT. 15.5 WATER AHEAD 5 BBLS

TIMES: START MIX 1215 FINISH 1240 START DISP. 1245 FINISH 1340

CALC. DISP. BBLS PRESSURES: MAX. PUMP 200 BUMP

CEMENT RETURNS YES/NO No. OF BBLS 100

LANDING

TIME DATE WT. OF STRING (LESS BLOCKS)

WT. LANDED IN SLIPS LANDING BOWL (SIZE × SERIES × TYPE 8-600-Oct Thread.

REMARKS

FORM 5116-1

PIPE TALLY

AQUITAINE COMPANY OF CANADA LTD.

SHEET No. _____ OF _____

SIZE 8-5/8 " O.D. WT. 24 PPF. GRADE F THREAD ST & C MAKE Mannessman

ON LOCATION 16 JOINTS 639 FT. LEFT OUT no JOINTS _____ FT. IN HOLE 16 JOINTS _____ FT.

REMARKS Tally Threads on Fowler

	A		C		E		G		I		K		M		O		Q	
1	40	59	21	40	55	41			61			81			101			121			141			161		
2	39	75	22	42	05	42			62			82			102			122			142			162		
3	42	60	23	44	45	43			63			83			103			123			143			163		
4	38	15	24	42	45	44			64			84			104			124			144			164		
5	41	43	25	37	00	45			65			85			105			125			145			165		
6	40	22	26	29	00	46	Land		66			86			106			126			146			166		
7	39	65	27			47			67			87			107			127			147			167		
8	40	65	28			48			68			88			108			128			148			168		
9	37	00	29			49			69			89			109			129			149			169		
10	43	40	30			50			70			90			110			130			150			170		
1/10	403	52	21/30	235	50	41/50			61/70			81/90			101/110			121/130			141/150			161/170		

	B		D		F		H		J		L		N		P		R	
11			31			51			71			91			111			131			151			171		
12			32			52			72			92			112			132			152			172		
13			33			53			73			93			113			133			153			173		
14			34			54			74			94			114			134			154			174		
15			35			55			75			95			115			135			155			175		
16			36			56			76			96			116			136			156			176		
17			37			57			77			97			117			137			157			177		
18			38			58			78			98			118			138			158			178		
19			39			59			79			99			119			139			159			179		
20			40			60			80			100			120			140			160			180		
11/20			31/40			51/60			71/80			91/100			111/120			131/140			151/160			171/180		

TOTALS		
A		
B		
C		
D		
E		
F		
G		
H	403	52
I	235	50
J		
K		
L		
M		
N		
O		
P		
Q		
R		
	639	02

A - surface hole bits
R - re-run
◇ - diamond bit
* - cumulative total on re-runs

5112-2

BIT RECORD

AQUITAINE COMPANY OF CANADA LTD.

WELL NAME: Aquit Brackett Lake C-21
LOCATION: N65°10'02" W125°05'08"
CONTRACTOR: Tri-City
RIG No.: 2
DATE SPUDDED: January 16, 1973
DATE RIG RELEASED: March 1, 1973

DRILL PIPE: SIZE O.D. 4½ WT. 16.6 TYPE T.J. X.H.
SIZE O.D. ____ WT. ____ TYPE T.J. X.H.
DRILL COLLARS: No. ____ O.D. 6" I.D. 2-3/4" TYPE T.J. ____
No. ____ O.D. ____ I.D. ____ TYPE T.J. ____
No. ____ O.D. ____ I.D. ____ TYPE T.J. ____
No. ____ O.D. ____ I.D. ____ TYPE T.J. ____

BIT NO.	SIZE	MAKE	TYPE	SERIAL NO.	NOZZLE SIZES	DEPTH OUT	FEET	HOURS	CUM. HOURS	NO. of D.C.'s	WT. 1000#	RPM	DULL COND T	DULL COND B	DULL COND G	REMARKS
1A	12¼	HW	OSC-3J	42629	18 20 24	314	314	14 3/4	14 3/4	10	8	100	7	6	1	Gravel-boulders-loss circ
2A	17½	Grant		Hole opener from 0' to 145'												Ream to 150 / 4 hours.
3A	12¼	H.W.	OSC-3	42624	20 20 24	635	321	9-3/4	24.5	18	8.30	40-60	4	2	1	complete surface hole
1	7-7/8	H.W.	WD7-J	43349	2-13 1-12	1090	455	20¼	20¼	18	10-30	40-60	2	3	1	Pull to core / 2 DC's washout
1◇	6-3/16	D-O	Core Head	61-72RR		1110	20	¼	20½	16	4	40	Good			
1R	7-7/8	H.W.	WD7-J	43349	2-13 1-12	1963	853*	27¼*	47-3/4	16	30	80	6	8	I	*rerun totals 1308' 47,5 hrs.
2	7-7/8	H.W.	WD-7	43364	11 12 13	2130	167	7	54 3/4	21	30	80	2	2	1	twist off
3	7-7/8	Sec	M-88	912307	3/12	2780	650	53	107-3/4	20	35	50	6	4	1	
1◇	6-3/16	D.O.	Core	61-72	RR	2795	15	4	111-3/4	20	4	40				good salvage
4	7-7/8	H.W.	X55R	42303	3-12	2921	126	13-3/4	125½	20	40	40				pull to core
2◇	6-3/16	D.O.	Core	65-72		2936	15	3¼	128 3/4		4	40				
4R	7-7/8	H.W.	X55R	42303	3-12	3514	578*	62 3/4*	191½	20	38	45	6	8	0	*rerun total 704'/ 76½ hours.
5	7-7/8	H.W.	X55R	42307	3-12	3838	324	35½	227	20	38	45	8	8	0	
2R	7-7/8	H.W.	WD7	43364	3-12	3878	40*	6½*	233½	20	30	60	6	1	1	*rerun totals 207'/ 33-3/4 hrs.
2◇	6-3/16	D.O.	Core	65-72	con.	3891	13	4¼	237-3/4	20	6-8	50	good core			
6	7-7/8	Sec.	H70G	9011454	out	3927	36	9¼	247	20	30	60	5	4	1	
7	7-7/8	H.W.	X55R	42294	out	4271	314	24½	271½	20	40	120	5	7	1	locked teeth missing
8	7-7/8	H.W.	X55R	42309	out	4441	200	25	296½	20	40	40	8	8	0	
9	7-7/8	H.W.	X55R	42306	out	4786	345	52-3/4	349¼	20	40	40	8	8	1	

5112-2

BIT RECORD

AQUITAINE COMPANY OF CANADA LTD.

WELL NAME: Aquit Brackett Lake C-21
LOCATION: N65°10'02" W125°05'08"
CONTRACTOR: Tri-City
RIG No.: 2
DATE SPUDDED: January 16, 1973
DATE RIG RELEASED: March 1, 1973

DRILL PIPE: SIZE O.D. 4½ WT. 16.6 TYPE T.J. X.H.
SIZE O.D. ____ WT. ____ TYPE T.J. ____
DRILL COLLARS: No. ____ O.D. 6 I.D. 2-3/4 TYPE T.J. X.H.
No. ____ O.D. ____ I.D. ____ TYPE T.J. ____
No. ____ O.D. ____ I.D. ____ TYPE T.J. ____
No. ____ O.D. ____ I.D. ____ TYPE T.J. ____

BIT NO.	SIZE	MAKE	TYPE	SERIAL NO.	NOZZLE SIZES	DEPTH OUT	FEET	HOURS	CUM. HOURS	NO. of D.C.'s	WT. 1000#	RPM	DULL COND T	DULL COND B	DULL COND G	REMARKS
10	7-7/8	M88	Sec	412915	out	5041	255	40-3/4	389¼	20	40	40	1	4	I	
11	7-7/8	544	Sec.	417056	out	Clean out bit while logging & testing.										

FORM 5113-1

BIT HYDRAULICS

AQUITAINE COMPANY OF CANADA LTD.

WELL NAME: Aquit Brackett Lake C-31
LOCATION: N65°10'02" W125°05'08"
CONTRACTOR: Tri-City
RIG No.: 2
DATE SPUDDED: January 16, 1973
DATE RIG RELEASED: March 1, 1973

PUMP No.1 MAKE: Emsco TYPE: D-300
PUMP No.2 MAKE: Emsco TYPE: D-300

BIT NO.	PUMP No.1 LINER	PUMP No.1 SPM	PUMP No.2 LINER	PUMP No.2 SPM	G.P.M.	PUMP PRESSURE	ANNULAR VELOCITY	MUD WT	MUD VIS.	MUD YP	MUD PV	HHP AT BIT	REMARKS
1A	6-3/4	72			510	300	110	8.9	60			100	Gravel & boulders & lost circ.
2A	6-3/4	72			510	300	110		120				
3A	6-3/4	72			510	300	110	10.0	120				
1	5	64			240	450	140	8.5	28			43	
1 ◊	5	50			190	300							coring
1R	5	64			240	600	140	8.9	28			43	
2	5	64			240	600	140	8.7	28			40	
3	5	72			270	950	158	8.7	40			83	moderate shale sloughing
1 ◊	5	50			190	350		9.3	36				coring
4	5	72			270	900	158	9.1	38	1	7	88	
2 ◊	5	50			190	300		9.0	35				coring
4R	5	72			270	950	158	9.1	38			88	
5	5	72			270	1000	158	9.0	38	7	14	88	
2R	5	72			270	1000	158	9.0	60			88	losing 50 B/D
2 ◊	5	50			190	450		9.1	65				coring
6	5	72			270	450	158	9.0	65			88	remove the bit jets
7	5	72			270	400	158	9.0	70			88	
8	5	72			270	400	158	9.0	80			88	
9	5	72			270	400	158	9.1	85			88	

FORM 5113-1

BIT HYDRAULICS

AQUITAINE COMPANY OF CANADA LTD.

WELL NAME Aquit Brackett Lake C-21
LOCATION N65°10'02" W125°05'08"
CONTRACTOR Tri-City
RIG No. 2
DATE SPUDDED January 16, 1973
DATE RIG RELEASED March 1, 1973

PUMP No. 1 MAKE Emsco TYPE D-300

PUMP No. 2 MAKE Emsco TYPE D-300

BIT NO.	PUMP No. 1		PUMP No. 2		G.P.M.	PUMP PRESSURE	ANNULAR VELOCITY	MUD				HHP AT BIT	REMARKS
	LINER	SPM	LINER	SPM				WT	VIS.	YP	PV		
10	5 x 14	72			270	400	158	9.0	100			88	

AQUITAINE COMPANY
OF CANADA LTD.

Mud & Additive Report

Aquit Brackett Lake C-21

DATE	DEPTH	WEIGHT	VISCOSITY	ADDITIVES
Jan. 17, 1973	85	8.9	60	5000 lbs gel 150 lbs caustic 400 lbs cement
Jan. 18, 1973	314	9.7	68	5000 lbs gel 350 lbs caustic 3600 lbs cement 400 lbs starch 25 sks sawdust
Jan. 19, 1973	316	9.0	125	7300 lbs gel 100 lbs caustic
Jan. 26, 1973	635	9.7	125	5000 lbs gel 150 lbs caustic 20 sks sawdust 10 sks kivik-seal
Jan. 21, 1973	635	water		-
Jan. 22, 1973	980	water		-
Jan. 23, 1973	1360	water		-
Jan. 24, 1973	1963	8.7	28	400 lbs soda ash
Jan. 25 - 27, 1973	2130	stuck		1 bbl pipe lax 120 bbls diesel
Jan. 28, 1973	2340	-	-	2600 lbs gel 100 lbs caustic 250 lbs peltex
Jan. 28, 1973	2610	8.9	34	5000 lbs gel 300 lbs caustic 500 lbs soda ash 500 lbs peltex
Jan. 30, 1973	2790	9.2	37	3000 lbs gel 150 lbs caustic 500 lbs soda ash 250 lbs peltex
Jan. 31, 1973	2880	9.2	38	150 lbs CMC 200 lbs soda ash 250 lbs peltex

..... /2

Feb. 1, 1973	2936	9.0	40	50 lbs CMC 100 lbs caustic 200 lbs soda ash 300 lbs peltex
Feb. 2, 1973	3150	9.2	34	6500 lbs gel 100 lbs CMC 50 lbs caustic 200 lbs soda ash 250 lbs peltex
Feb. 3, 1973	3334	-	-	4000 lbs gel 200 lbs CMC 150 lbs caustic 600 lbs peltex
Feb. 4, 1973	3514	9.0	35	5500 lbs gel 50 lbs CMC 150 lbs caustic 15 sks sawdust 50 lbs peltex
Feb. 5, 1973	3728	-	-	7400 lbs gel 200 lbs CMC 150 lbs caustic 30 sks sawdust
Feb. 6, 1973	3835	-	-	5400 lbs gel 150 lbs CMC 150 lbs caustic 15 sks sawdust 5 sks kivik-seal
Feb. 7, 1973	3891	9.0	60	6000 lbs gel 300 lbs CMC 150 lbs caustic 20 sks sawdust 50 sks kivik-seal
Feb. 8, 1973	3940	9.2	65	5800 lbs gel 150 lbs caustic 300 lbs soda ash 30 sks sawdust 85 sks kivik-seal
Feb. 9, 1973	4236	-	-	8000 lbs gel 750 lbs caustic 800 lbs soda 415 sks sawdust 174 sks kivik-seal

..... /3

AQUITAINE COMPANY
OF CANADA LTD.

Feb. 10, 1973	4350	-	-	7300 lbs gel 400 lbs caustic 330 sks sawdust
Feb. 11, 1973	4464	9.0	80	3000 lbs gel 300 lbs caustic 300 lbs soda ash 190 sks sawdust
Feb. 12, 1973	4618	9.0	85	2500 lbs gel 200 lbs CMC 200 lbs caustic 180 sks sawdust
Feb. 13, 1973	4765	9.1	85	800 lbs gel 200 lbs caustic 90 sks sawdust 160 lbs cement
Feb. 14, 1973	4843	9.0	95	2300 lbs gel 300 lbs caustic 160 sks sawdust
Feb. 15, 1973	4973	8.9	115	17800 lbs gel 750 lbs caustic 76 sks sawdust 480 lbs cement 191 sks kivik-seal
Feb. 16, 1973	5041	8.9	78	6100 lbs gel 300 lbs caustic 200 lbs cement 99 sks kivik-seal
Feb. 17, 1973	5041	8.8	110	2000 lbs gel 100 lbs caustic 200 lbs bicarb
Feb. 18, 1973	5041	8.8	90	1000 lbs gel 250 lbs peltex 150 lbs bicarb
Feb. 19, 1973	5041	9.0	110	1000 lbs gel 100 lbs caustic
Feb. 20, 1973	5041	9.0	85	4800 lbs gel 50 lbs caustic 50 lbs mikol
Feb. 21, 1973	5041	9.0	75	2400 lbs gel 100 lbs CMC 100 lbs caustic 200 lbs peltex 100 lbs bicarb

AQUITAINE COMPANY
OF CANADA LTD.

Feb. 22, 1973	5041	9.0	106	3800 lbs gel 50 lbs CMC 200 lbs kelzan 100 lbs starch 150 lbs mikol
Feb. 24, 1973	5041	9.0	84	3900 lbs gel 50 lbs CMC 200 lbs kelzan 100 lbs starch 150 lbs mikol 50 lbs caustic
Feb. 24, 1973	5041	9.0	85	1100 lbs gel 440 lbs kelzan 100 lbs starch 50 lbs caustic
Feb. 25, 1973	5041	9.0	78	600 lbs gel 100 lbs mikol 100 lbs caustic
Feb. 26, 1973	5041	9.0	76	3100 lbs gel 500 lbs kelzan 200 lbs mikol 200 lbs caustic
Feb. 27, 1973	5041	9.0	82	1700 lbs gel 50 lbs kelzan

AQUITAINE COMPANY
OF CANADA LTD.

Feb. 22, 1973	5041	9.0	106	3800 lbs gel 50 lbs CMC 200 lbs kelzan 100 lbs starch 150 lbs mikol
Feb. 24, 1973	5041	9.0	84	3900 lbs gel 50 lbs CMC 200 lbs kelzan 100 lbs starch 150 lbs mikol 50 lbs caustic
Feb. 24, 1973	5041	9.0	85	1100 lbs gel 440 lbs kelzan 100 lbs starch 50 lbs caustic
Feb. 25, 1973	5041	9.0	78	600 lbs gel 100 lbs mikol 100 lbs caustic
Feb. 26, 1973	5041	9.0	76	3100 lbs gel 500 lbs kelzan 200 lbs mikol 200 lbs caustic
Feb. 27, 1973	5041	9.0	82	1700 lbs gel 50 lbs kelzan

FORM 5162

BANFF OIL LTD.

DEVIATION SURVEY REPORT

WELL NAME: Aquit Brackett Lake C-21 LOCATION: N65°10'02" W125°05'08"

DEPTH	DEVIATION	DEPTH	DEVIATION
600	2°	1900	24
650	2	1950	24
700	2	2000	24
750	3⅓	2050	24
800	4⅓	2100	24
850	5	2150	24
900	5	2200	24½
950	5	2250	24½
1000	4½	2300	24
1050	4	2350	23
1100	4	2400	20½
1150	3½	2450	19
1200	3	2500	17
1250	2½	2550	14½
1300	2	2600	13
1350	2	2650	11½
1400	3	2700	11
1450	4½	2750	9
1500	9	2800	9
1550	12	2850	8½
1600	14	2900	8
1650	16	2950	7½
1700	20	3000	7
1750	21	3050	6
1800	24	3100	5
1850	24	3150	5

FORM 5162

BANFF OIL LTD.

DEVIATION SURVEY REPORT

WELL NAME: Aquit Brackett Lake C-21 LOCATION: N65°10'02" W125°05'08"

DEPTH	DEVIATION	DEPTH	DEVIATION
3200	4		
3250	4		
3300	4		
3350	4		
3400	4°		

Deviation was taken from the HDT-log 20/2/73.

Due to hole problems we were unable to obtain any more reliable deviation surveys.

FORM 5120-1

PLUG-BACK AND ABANDONMENT REPORT

AQUITAINE COMPANY OF CANADA LTD.

Well: Aquit Brackett Lake C-21

Location: N65°10'02" W125°05'08"

Hole Size	12¼	7-7/8		
Depth	620	5041		

K.B. Elev. 436

F.T.D. 5041

Casing in Hole	Size	Set at	Top of Cement
Surface Casing	8-5/8	620	surface
Production String	nil		

Fluid in Hole: Gel Chemical

Plug Back String: Drill pipe

Service Company: Dowell

Cons. Bd. Officer: G. Wood

	Plug #1	Plug #2	Plug #3	Plug #4	Plug #5	Plug #6
Date February 27, 1973	2/27/73	2/27/73	2/28/73	2/28/73	3/1/73	
Interval — Top Bottom	T.D. 4900 5041	3120 3420	2000 2428	1030 1165	570 670	
Formation — Name Depth	Mt. Kindle	Mt. Kindle	Hume	Basal Sand	Surface Casing	
Calipered Hole Size (Average)	8"	8½"	9-3/4"	10"	50' 8¼" 50' 15"	
Type of Cement	oilwell	oilwell	oilwell	oilwell	oilwell	
Number of Sacks	60	140	265	87	95	
Additives	nil	nil	nil	nil	nil	
Bbls. of Water Ahead	5	5	5			
Displacement — Bbls. Water Bbls. Mud	70	44	28	14	8	
Slurry Weight	15	15	15	15	15	
Mixing Times — Start Finish		8:30 8:50	6:00 6:20	3:15 3:25	12:00 midnight 12:30	
Displacing Times — Start Finish	8:00	8:50 9:00	6:20 6:40	3:25 3:40	12:30 12:30	
Felt Plug Time	no feel	5:30	2:30pm	11:30pm	8:00 am	
Felt Plug Depth	no feel	3100	1975	1035	540	

Surface Casing Cut 3 Ft. Below Grd. Surface Plugs 5 Sacks. Plate Welded Yes/No.

CASING SALVAGE: Shot off at nil No. of Jts. Recovered nil

Remarks

Agent of Operator

SECTION IV - Logs

DATE	RUN NUMBER	INTERVAL	TYPE
February 17, 1973	1	622' - 3,394'	Dual Induction Log
February 19, 1973	1	622' - 3,388'	Borehole Compensated Sonic
February 20, 1973	1	622' - 3,396'	Continuous Dipmeter
February 24, 1973	2	3,394' - 5,026'	Dual Induction - continued -
February 24, 1973	2	3,388' - 5,020'	Borehole Compensated Sonic - continued -
February 20, 1973	1	622' - 5,015'	Formation Density Log
February 23, 1973	1	1,000' - 5,016'	Sidewall Neutron Porosity Log
February 24, 1973	1	Surface - 3,400'	Velocity Survey

Trouble encountered logging because of excessive deviation at 1,900' and tight hole at 3,396'.

AQUITAINE COMPANY
OF CANADA LTD.

SECTION V - Analysis

(a) Water: See "Water Analysis" attached, # E73.3211.3

SECTION VI - Completion Summary

Not Applicable.

SUBMITTED BY AQUITAINE COMPANY OF CANADA LTD.

DATE: August 7th, 1973 BY: G. Kuhn de Chizelle

P Stt

CHEMICAL & GEOLOGICAL LABORATORIES LTD. WATER ANALYSIS Lab No. E73-3211 WF.

Received: March 2, 1973 Reported: March 15, 1973 Well: Location: Aquit Bracket LC-21 65 10 02N 125 05 08 W

Operator: AQUITAINE COMPANY OF CANADA LTD. Field or Area: WILDCAT

Elev.: K.B. 436' Grd. 424' Zone/Formation: Mt. Kindle Sample Interval: 3280' - 3425'

Method of Production: D.S.T. #1 Sampled from: Top of tool Sampled by: Johnston Testers Date: Feb. 25, 1973

OTHER PERTINENT DATA Recovered 1940'.

(Signed)

	Na & K	K	Ca	Mg					SO_4	Cl			CO_3	HCO_3	OH	
Mg./L	2580		72	27					696	2730			TRACE	1520	NIL	
Meq./L	112.23		3.59	2.22					14.48	76.99			---	26.57	---	
Meq. %	47.54		1.52	0.94					6.13	32.61			---	11.25	---	

Total Solids Mg/L: By Evaporation 8370 Fe PRESENT Specific Gravity 1.010 @60°F Observed pH 8.3 @ 70 °F

Calculated 7725 After Ignition 6270 H_2S NIL Refractive Index 1.3345 @25°C Resistivity 1.10 ohm meters @ 68 °F

ORGANIC MATTER: MUCH Pattern Unit Meq./L

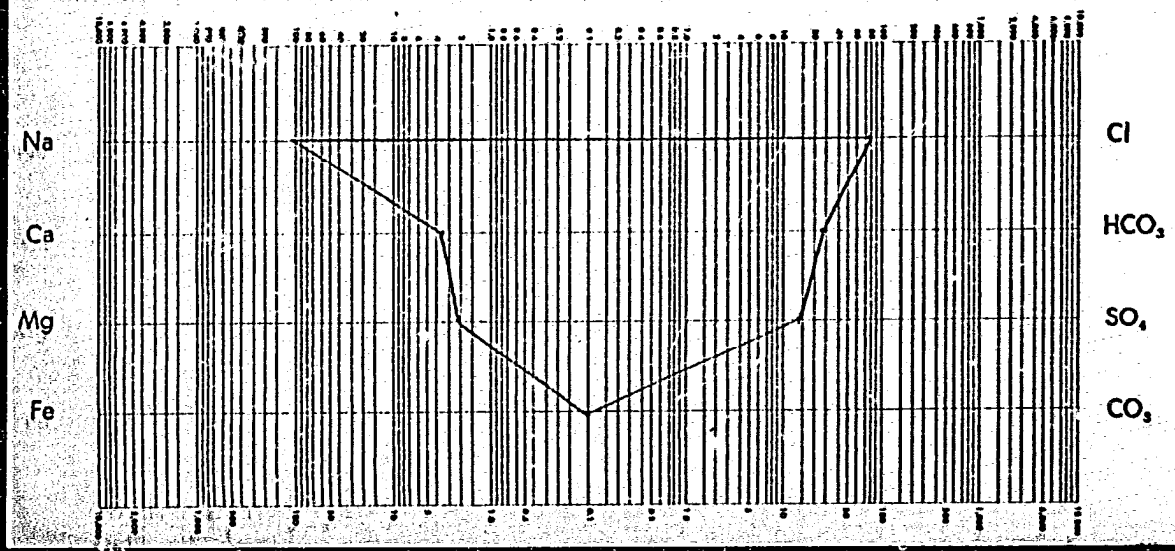

Remarks and Conclusions Sample consisted of watery mud with a light brownish coloured filtrate.

E73-3211-1: Sampled from Top Fluid
RESISTIVITY: 1.39 Ohm-meters @ 68°F
Mud with a light brownish filtrate.

E73-3211-2: Sampled from Centre
RESISTIVITY: 1.20 Ohm-meters @ 68°F
Mud with a light brownish filtrate.

Continued.....

CHEMICAL & GEOLOGICAL LABORATORIES LIMITED

OPERATOR: AQUITAINE COMPANY OF CANADA LTD. REPORT NUMBER: E73-3211-3

DATE SAMPLED: Feb. 25, 1973 DATE RECEIVED: March 2, 1973 DATE REPORTED: March 15, 1973

WELL: Aquit Bracket LC-21 65 10 02N 125 05 08 W

BENZENE & TOLUENE DETERMINATION

BENZENE: .28 P.P.M.

TOLUENE: .73 P.P.M.

Sample was received in a 1 quart metal container with a foil insert present in the screw cap. Container was full, water very muddy and had to be filter pressed prior to analysis.

JOHNSTON

Schlumberger

technical report

DEPARTMENT OF INDIAN AFFAIRS AND DEVELOPMENT
CONSERVATION
YELLOWKNIFE, N.W.T.
NORTHERN ECONOMIC DEVELOPMENT

JOHNSTON
Schlumberger

TEST DATA

Type of Test	Open hole, Straddle, Bypass.				
Time Started in Hole	1800	Hrs	Tool Opened	2345	Hrs
First Flow	5	Min	Initial Shut-In	60	Min
Second Flow		Min.	Second Shut In		Min
Third Flow		Min.	Final Shut In		Min
Pulled Loose @	0130	Hrs.	Out of Hole	0700	Hrs
Wt. Set on Packers	30,000	#	Pulled Loose Wt		#

Description of Blow During Test: Good air blow on preflow.

FLUID RECOVERY Was Test Reverse Circulated Yes ☐ No ☒

Total Fluid Recovered: 1940 Ft.

Description of Fluid Recovered: 1940' Water cut drilling fluid

GAS BLOW MEASUREMENT

Measured With: I.D. Riser

Time	Sfce. Choke	Reading psi inches	M Cubic Feet/Day
		NIL	

REMARKS: Misrun, plugged tool, also part of drill collar with sand and silt.

RESISTIVITY			SALT CONTENT
Recovery Water	@	°F.	ppm.
Mud Pit sample filtrate	@	°F.	ppm.

TOOL SEQUENCE

Tool	Length	O.D.
P.O. Sub	.75	
Jars	9.70	
Sub	.80	
MFE Tool	9.20	
Bypass Tool	3.00	
Recorder	5.90	
Hanger Sub	.85	
Safety Joint	1.75	
S.S. & Packer	9.25	7"
T.C. & Packer	5.10	7"
Total	46.30	
Stub	1.10	
Perfs	7.00	
Receiver Sub	.85	
Recorder	5.90	
Sub	.80	
Drill Collars	135.91	
D.P. Sub	.85	
Travel Collar	3.50	
Total Interval	155.91	
Packer	2.85	7"
T.C. & Packer	6.30	7"
Perfs	12.00	
Recorder	5.90	
Sub	.80	
Drill Pipe	1575.26	
Sub	.80	
B.N. & Perf	1.75	
Total Below Intv.	1605.66	
TOTAL LENGTH		

Elevation G.L. N/A K.B. N/A

Bottom Hole Choke Size 1/2"

Fluid Cushion Type Nil Amt.

MUD AND HOLE DATA

Mud Type Gel W.L.

Filter Cake 2/32 Visc. Wt.

Time Taken

Contractor Tri-City Drilling Rig No. 2

Drill Pipe Size 4 1/2" XH

Drill Collar Size 2 7/8" ID &

Drill Collar Length 104' &

Main Hole Size 7 7/8" Rat Hole

District	Inuvik	Ticket No.	D08377	Date	February 25, 1973
Company	Aquitaine Company of Canada Ltd.	Address	540-5 Avenue S.W. Calgary, Alberta T2P 0M2		
Well Name	Aquit Brackett L C-21				
Number	65°10'2"N 125°5'8"W	Field	Wildcat	Province	N.W.T.
Formation		Thickness		Co. Rep.	Don Moore
Interval	3280 - 3435	T.D.	5041'	Technician	Jim Fulk

Test No 1 J.T. No. 1

Distribution of Reports: 6 - Calgary Attention: J. Brinker

JOHNSTON Schlumberger

JOHNSTON TESTERS

321 - 50TH AVENUE S.E. • CALGARY, ALBERTA T2G 2E1 • PH. 255-1151
A DIVISION OF SCHLUMBERGER CANADA LIMITED

D08377

PRESSURE DATA

INSTRUMENT No.		AK1-2074	AK1-2526	AK1-2593	
CAPACITY (psig)		3200	3200	3250	
INSTRUMENT DEPTH FT		3263	3290	3457	
INSTRUMENT OPENING		Inside	Outside	Outside	
WELL TEMP. °F.					
INITIAL HYDROSTATIC	A	1445#	1464#	1543#	
FIRST FLOW	B	836#	1227#		
	B-1	1056#	1275#	A-1 1635#	
INITIAL SHUT-IN	C	1411#	1430#		
SECOND FLOW	D			Ran	
	D-1			Below	
SECOND SHUT-IN	E			Straddle	
THIRD FLOW	F				
	F-1			A-2 1518#	
FINAL SHUT-IN	G				
FINAL HYDROSTATIC	H	1446#	1462#	1542#	

FLUID SAMPLE REPORT

Sample No.
Type
Depth
Volume

Sample Pressure:
psig. at Surface

Gravity API @ °F

Gas/Oil Ratio Cu.Ft./bbl.

Recovery.
Cu. Ft. Gas
cc. Oil
cc. Water
cc. Mud
Total Liquid cc.

REMARKS: No prints made on recorders #AK1-2526 and #AK1-2593.

PRESSURE INCREMENTS ON RECORDER

POINT MINUTES	PRESSURE	$\frac{T + \Delta t}{\Delta t}$	POINT MINUTES	PRESSURE	$\frac{T + \Delta t}{\Delta t}$	POINT MINUTES	PRESSURE	$\frac{T + \Delta t}{\Delta t}$

JOHNSTON
Schlumberger

JOHNSTON TESTERS

321 - 50TH AVENUE S.E. • CALGARY ALBERTA T2G 2B1 • PH 255 1151
A DIVISION OF SCHLUMBERGER CANADA LIMITED

D08377

PRESSURE DATA

INSTRUMENT No.		AK1-2074	AK1-2526	AK1-2593	
CAPACITY (psig)		3200	3200	3250	
INSTRUMENT DEPTH FT.		3263	3290	3457	
INSTRUMENT OPENING		Inside	Outside	Outside	
WELL TEMP. °F.					
INITIAL HYDROSTATIC	A	1445#	1464#	1543#	
FIRST FLOW	B	836#	1227#		
	B-1	1056#	1275#	A-1 1635#	
INITIAL SHUT-IN	C	1411#	1430#		
SECOND FLOW	D			Ran	
	D-1			Below	
SECOND SHUT-IN	E			Straddle	
THIRD FLOW	F				
	F-1			A-2 1518#	
FINAL SHUT-IN	G				
FINAL HYDROSTATIC	H	1446#	1462#	1542#	

FLUID SAMPLE REPORT

Sample No.
Type
Depth
Volume

Sample Pressure:
psig. at Surface

Gravity API @ °F.
Gas/Oil Ratio Cu.Ft./bbl.

Recovery.
Cu. Ft. Gas
cc. Oil
cc. Water
cc. Mud
Total Liquid cc.

REMARKS: No prints made on recorders #AK1-2526 and #AK1-2593.

PRESSURE INCREMENTS ON RECORDER

POINT MINUTES	PRESSURE	$\frac{T + \Delta t}{\Delta t}$	POINT MINUTES	PRESSURE	$\frac{T + \Delta t}{\Delta t}$	POINT MINUTES	PRESSURE	$\frac{T + \Delta t}{\Delta T}$

JT-1 & E-13A

JOHNSTON
Schlumberger

JOHNSTON TESTERS
A DIVISION OF SCHLUMBERGER CANADA LIMITED
321 50th AVENUE S.E. CALGARY, ALBERTA T2G 2B3

GUIDE TO IDENTIFICATION OF DRILL STEM TEST PRESSURE CHARTS

FIELD REPORT NO.	RECORDER NO.
D08377	AK1-2074

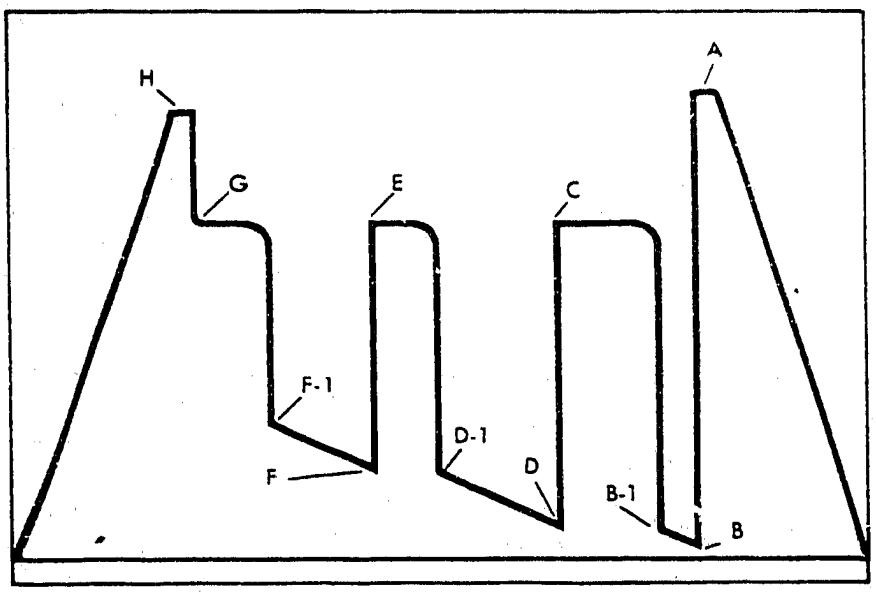

A. Initial Hyd. Mud
B. First Flow
C. Initial Shut-In
D. Second Flow
E. Second Shut-In
F. Third Flow
G. Final Shut-In
H. Final Hyd. Mud

The following points are either fluctuating pressures or points indicating other packer settings (testing different zones).

A-1, A-2, A-3, etc. Initial Hyd. Pressures
Z — Special pressure points such as pumping pressures recorded for formation breakdown.

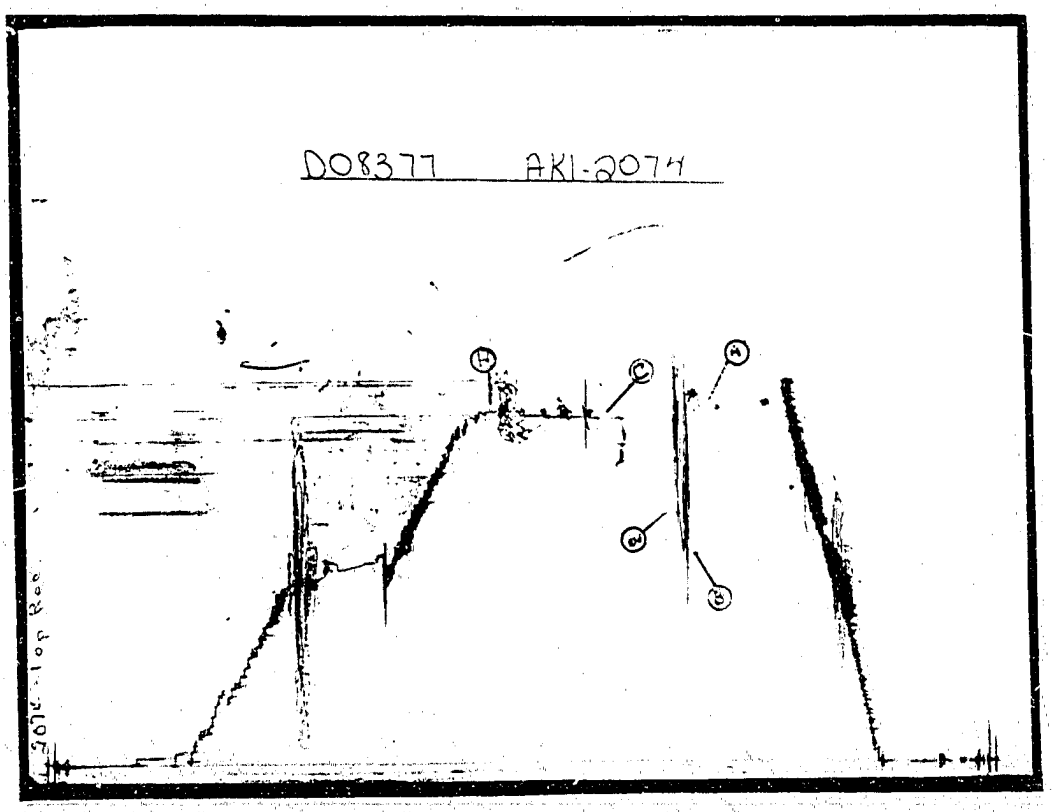

JOHNSTON

Schlumberger

technical report

DEPARTMENT OF INDIAN AFFAIRS AND NORTHERN DEVELOPMENT
CONSERVATION ENGINEER
MAR 13 1973
YELLOWKNIFE, N.W.T.
NORTHERN ECONOMIC

JOHNSTON
Schlumberger

TEST DATA

Type of Test	Open hole, Straddle, Bypass.				
Time Started in Hole	2400	Hrs	Tool Opened	0310	Hrs
First Flow	60	Min	Initial Shut-In		Min.
Second Flow		Min.	Second Shut In		Min
Third Flow		Min	Final Shut In	60	Min
Pulled Loose @	0510	Hrs	Out of Hole	1100	Hrs
Wt. Set/on Packers	30,000	#	Pulled Loose Wt	26,000	#

Description of Blow During Test: Strong air blow on valve opening, decreasing to weak after 40 minutes. Dead in 50 minutes.

FLUID RECOVERY

Was Test Reverse Circulated Yes ☐ No ☒

Total Fluid Recovered: 3106 Ft

Description of Fluid Recovered: 3106' Watery drilling fluid

GAS BLOW MEASUREMENT

Measured With: I.D. Riser

Time	Stce. Choke	Reading psi inches	M Cubic Feet/Day
		NIL	

REMARKS: Test satisfactory.
Tool was plugged on previous test.
Aquitaine wanted just 1 flow and 1 shut-in.
Tool was chased 12' during test period.

RESISTIVITY			SALT CONTENT
Recovery Water	@	°F.	ppm.
Mud Pit sample filtrate	@	°F.	ppm.

TOOL SEQUENCE

Tool	Length	O.D.
P.O. Sub	.75	
Jars	9.70	
Sub	.80	
MFE Tool	9.20	
Bypass Tool	3.00	
Recorder	5.90	
Hanger Sub	.85	
Safety Joint	1.75	
S.S. & Packer	9.25	7"
T.C. & Packer	5.10	7"
Total	46.30	
Stub	1.10	
Perfs	9.00	
Receiver Sub	.85	
Recorder	5.90	
Sub	.80	
Drill Collars	135.91	
D.P. Sub	.85	
Travel Collar	3.50	
Total Interval	157.91	
Packer	2.85	7"
T.C. & Packer	6.30	7"
Perfs	12.00	
Recorder	5.90	
Sub	.80	
Drill Pipe	1575.26	
Sub	.80	
B.N. & Perf	1.75	
Total Below Intv.	1605.66	
TOTAL LENGTH		

Elevation G.L. N/A K.B. N/A

Bottom Hole Choke Size 1/2"

Fluid Cushion Type Nil Amt.

MUD AND HOLE DATA

Mud Type Gel W.L.

Filter Cake 2/32 Visc. 70 Wt. 8.9

Time Taken

Contractor Tri-City Drilling Rig No. 2

Drill Pipe Size 4 1/2" XH

Drill Collar Size 2 7/8" ID &

Drill Collar Length 104' &

Main Hole Size 7 7/8" Rat Hole

District	Inuvik	Ticket No.	D08378	Date	February 26, 1973
Test No.	2	J.T. No.	2		
Company	Aquitaine Company of Canada Ltd.	Address	540-5 Avenue S.W. Calgary, Alberta		
Well Name	Aquit Brackett L C-21				
Number	65°10'2"N 125°5'8"W	Field	Wildcat	Province	N.W.T.
Formation		Thickness		Co. Rep.	Don Moore
Interval	3278 - 3435	T.D.	5041'	Technician	Jim Fulk

Distribution of Reports: 6 - Calgary Attention: J. Brinker

JOHNSTON
Schlumberger

JOHNSTON TESTERS

121 - 30TH AVENUE S.E. • CALGARY, ALBERTA T2G 2B3 • PH 255-1151
A DIVISION OF SCHLUMBERGER CANADA LIMITED

D08378

PRESSURE DATA

INSTRUMENT No.		AK1-2074	AK1-2526	AK1-2593	
CAPACITY (psig)		3200	3200	3250	
INSTRUMENT DEPTH FT.		3261	3289	3457	
INSTRUMENT OPENING		Inside	Outside	Outside	
WELL TEMP. °F.	87				
INITIAL HYDROSTATIC	A	1463#	1481#	1564#	
FIRST FLOW	B	987#	1252#		
	B-1	1405#	1425#	A-1 1809#	
INITIAL SHUT-IN	C				
SECOND FLOW	D			Ran below	
	D-1			straddle	
SECOND SHUT-IN	E				
THIRD FLOW	F				
	F-1			A-2 1500#	
FINAL SHUT-IN	G	1409#	1430#		
FINAL HYDROSTATIC	H	141[illegible]	1436#	1515#	

FLUID SAMPLE REPORT

Sample No.
Type
Depth
Volume

Sample Pressure:
psig. at Surface

Gravity API @ °F
Gas/Oil Ratio Cu.Ft./bbl.

Recovery:
Cu. Ft. Gas
cc. Oil
cc. Water
cc. Mud
Total Liquid cc.

REMARKS:

PRESSURE INCREMENTS ON RECORDER

POINT MINUTES	PRESSURE	$\frac{T + \Delta t}{\Delta t}$	POINT MINUTES	PRESSURE	$\frac{T + \Delta t}{\Delta t}$	POINT MINUTES	PRESSURE	$\frac{T + \Delta t}{\Delta t}$

JT-1 & E-13A

JOHNSTON
Schlumberger

JOHNSTON TESTERS
A DIVISION OF SCHLUMBERGER CANADA LIMITED
321 50th AVENUE S.E. CALGARY ALBERTA T2G 2B3

GUIDE TO IDENTIFICATION OF DRILL STEM TEST PRESSURE CHARTS

FIELD REPORT NO.	RECORDER NO.
D08378	AK1-2074

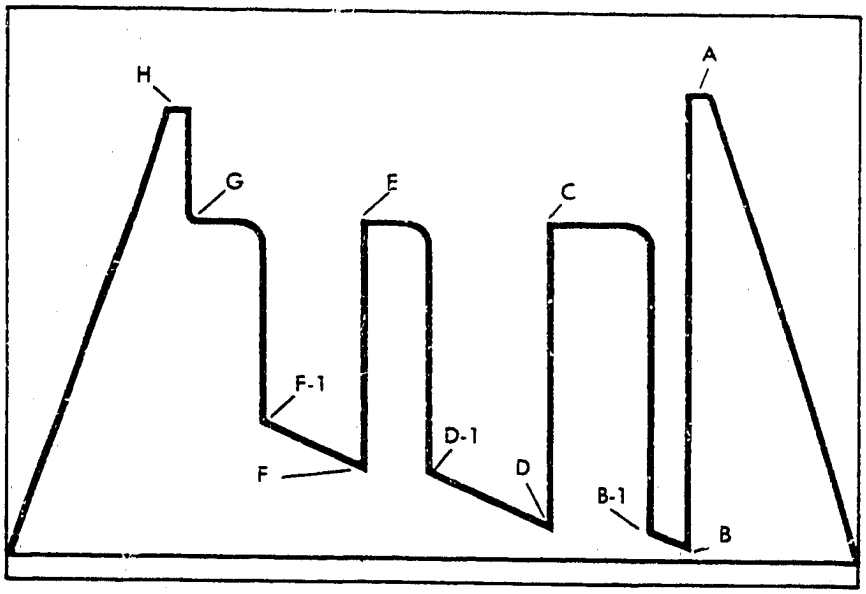

A. Initial Hyd. Mud
B. First Flow
C. Initial Shut-In
D. Second Flow
E. Second Shut-In
F. Third Flow
G. Final Shut-In
H. Final Hyd. Mud

The following points are either fluctuating pressures or points indicating other packer settings (testing different zones).

A-1, A-2, A-3, etc. Initial Hyd. Pressures
Z — Special pressure points such as pumping pressures recorded for formation breakdown.



526 Center Rec. DSTA

D08378 AKI-2526



593 Btm Rec. DSTA

D08378 AKI-2593
Run Below Straddle

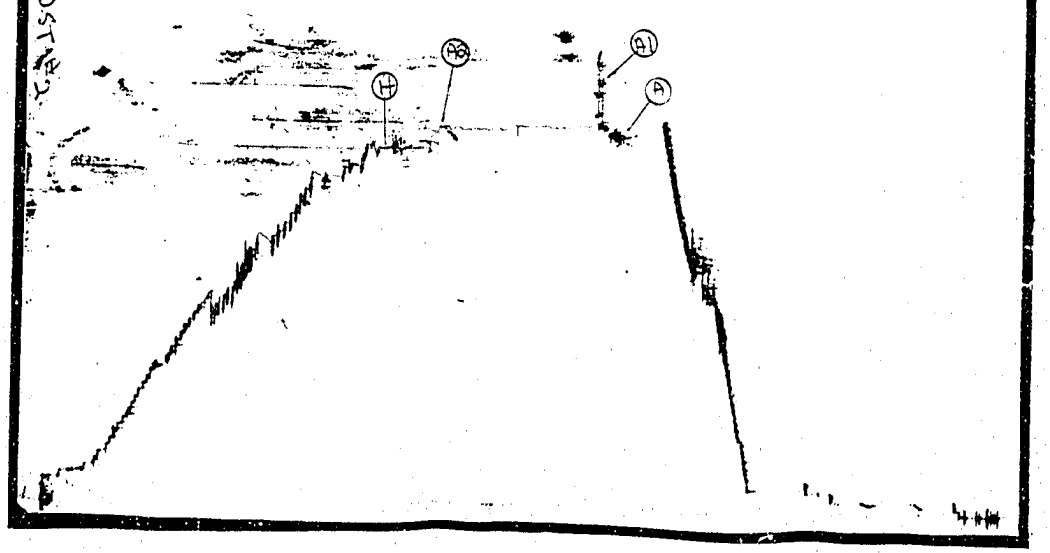

CHEMICAL & GEOLOGICAL LABORATORIES LTD. WATER ANALYSIS Lab No. E73-3212-8

Received: March 2, 1973 Reported: March 13, 1973 Well: Location: Aquit Brackett LC-21 65 10 02N 125 05 08 W

Operator: AQUITAINE COMPANY OF CANADA LTD. Field or Area: Wildcat

Elev.: K.B. 436' Grd. 424' Zone/Formation: Mt. Kindle Sample Interval: 3280' - 3435'

Method of Production: D.S.T. #2 Sampled from: Sampled by: Johnston Testers Date:

OTHER PERTINENT DATA Recovered 3100' fluid.

Sample Number 8.

(Signed)

	Na & K	K	Ca	Mg					SO_4	Cl			CO_3	HCO_3	OH	
Mg./L	2,937		111	30					915	3,390			Nil	1,290	Nil	
Meq./L	127.78		5.54	2.47					19.03	95.60			---	21.16	---	
Meq. %	47.05		2.04	0.91					7.01	35.20			---	7.79	---	

Total Solids Mg/L: By Evaporation 9,150 Fe Present Specific Gravity 1.009 @60°F Observed pH 7.7 @ 70 °F

Calculated 8,673 After Ignition 7,470 H_2S Nil Refractive Index 1.3346 @25°C Resistivity 0.924 ohm meters @ 68 °F

Pattern Unit Meq./L



ORGANIC MATTER: Much

Remarks and Conclusions

Sample consisted of watery mud with a light yellowish brown filtrate.

DEPARTMENT OF INDIAN AFFAIRS AND NORTHERN DEVELOPMENT
CONSERVATION ENGINEER
MAR 16 1973
YELLOWKNIFE, N.W.T.
NORTHERN ECONOMIC DEVELOPMENT BRANCH

Continued.....

C.G.L. 64

CHEMICAL & GEOLOGICAL LABORATORIES LIMITED

OPERATOR: AQUITAINE COMPANY OF CANADA LTD. **REPORT NUMBER:** E73-3212-1/-2/-3/-4/-5/-6/-7/-9/-10

DATE SAMPLED: DATE RECEIVED: March 2, 1973 DATE REPORTED: March 13, 1973

WELL: Aquit Brackett LC-21 65 10 02N 125 05 08 W

LABORATORY NUMBER	SAMPLE NUMBER	RESISTIVITY (OHM-METERS @ 68°F.)
E73-3212-1	1	1.34
-2	2	1.32
-3	3	1.13
-4	4	1.04
-5	5	0.971
-6	6	0.909
-7	7	0.917
-8	8	See Complete Analysis
-9	9	0.957
-10	10	0.949

All the samples consisted of watery mud with a light yellowish brown filtrate.

E73-3212-10: BENZENE: No Trace TOLUENE: No Trace
Sample was received in a 1 quart metal container with a foil insert present in the screw cap. Container was full water was muddy and appeared to be a good sample.

DEPARTMENT OF INDIAN AFFAIRS AND NORTHERN DEVELOPMENT
CONSERVATION ENGINEER
MAR 16 1973
YELLOWKNIFE, N.W.T.
NORTHERN ECONOMIC DEVELOPMENT BRANCH

CHEMICAL & GEOLOGICAL LABORATORIES LTD. WATER ANALYSIS Lab No. E73-3211-3

Received: March 2, 1973 Reported: March 15, 1973 Well: Location: Aquit Brackett LC-21 65 10 02N 125 05 08 W

Operator: AQUITAINE COMPANY OF CANADA LTD. Field or Area: Wildcat

Elev.: K.B. 436' Grd. 424' Zone/Formation: Mt. Kindle Sample Interval: 3280' - 3425'

Method of Production: D.S.T. #1 Sampled from: Top of tool Sampled by: Johnston Testers Date: Feb. 25, 1973

OTHER PERTINENT DATA Recovered 1940'.

(Signed)

	Na & K	K	Ca	Mg					SO_4	Cl			CO_3	HCO_3	OH	
Mg./L	2580		72	27					696	2730			TRACE	1620	NIL	
Meq./L	112.23		3.59	2.22					14.48	76.99			---	26.57	---	
Meq. %	47.54		1.52	0.94					6.13	32.61			---	11.25	---	

Total Solids Mg/L: By Evaporation 8370 Fe PRESENT Specific Gravity 1.010 @60°F Observed pH 8.3 @ 70 °F

Calculated 7725 After Ignition 6270 H_2S NIL Refractive Index 1.3345 @25°C Resistivity 1.10 ohm meters @ 68 °F

ORGANIC MATTER: MUCH Pattern Unit Meq./L

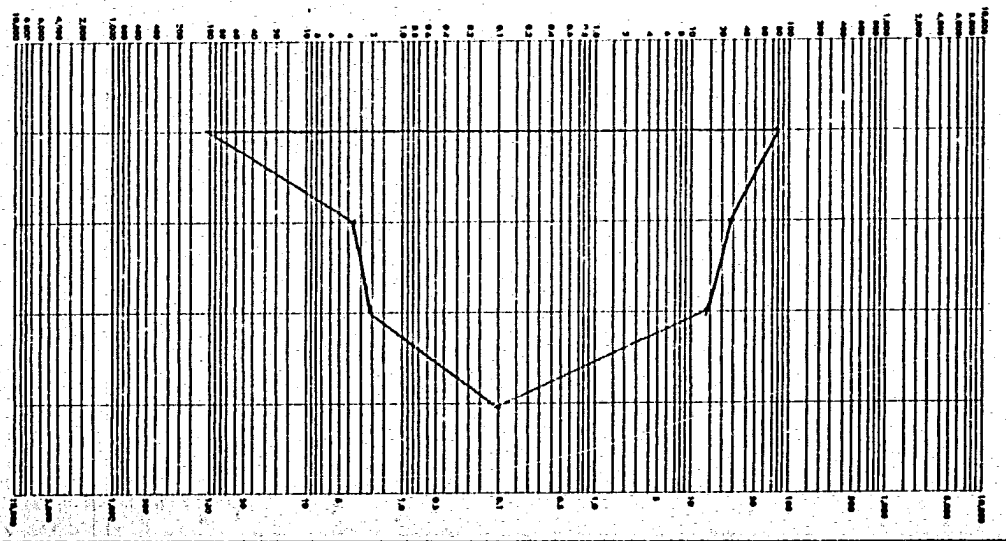

Remarks and Conclusions Sample consisted of watery mud with a light brownish coloured filtrate.

E73-3211-1: Sampled from Top Fluid
RESISTIVITY: 1.39 Ohm-meters @ 68°F
Mud with a light brownish filtrate.

E73-3211-2: Sampled from Centre
RESISTIVITY: 1.20 Ohm-meters @ 68°F
Mud with a light brownish filtrate.

Continued.....

CHEMICAL & GEOLOGICAL LABORATORIES LIMITED

OPERATOR: AQUITAINE COMPANY OF CANADA LTD. **REPORT NUMBER:** E73-3211-3

DATE SAMPLED: Feb. 25, 1973 DATE RECEIVED: March 2, 1973 DATE REPORTED: March 15, 1973

WELL: Aquit Bracket LC-21 65 10 02N 125 05 08 W

BENZENE & TOLUENE DETERMINATION

BENZENE: .28 P.P.M.

TOLUENE: .73 P.P.M.

Sample was received in a 1 quart metal container with a foil insert present in the screw cap. Container was full, water very muddy and had to be filter pressed prior to analysis.

CHEMICAL & GEOLOGICAL LABORATORIES LTD.

14240 - 115 AVENUE, EDMONTON 42, ALBERTA

SUMP FLUID ANALYSIS

COMPANY: AQUITAINE COMPANY OF CANADA LTD. LABORATORY NUMBER: E73-2775-2

WELL: INPUT WATER

DATE RECEIVED: February 12,1973

APPEARANCE: CLEAR, TRACE SEDIMENT

Hydrocarbon Present: Yes ☐ No ☒

Calcium Chloride Treatment Required To Clarify: Yes ☐ No ☒ Lbs./Bbl.

Filtered Sample: Color LIGHT BROWNISH Odor MUSTY

pH (@ 64°F)	7.7
Calcium (Mg/l.)	58
Chloride (Mg/l.)	3
Sulfate (Mg/l.)	9

FISH BIOASSAY

Immediate	OK
24 Hour	OK
48 Hour	OK
72 Hour	OK
✓ 96 Hour	OK

CHEMICAL & GEOLOGICAL LABORATORIES LTD.

14240 - 115 AVENUE, EDMONTON 42, ALBERTA

SUMP FLUID ANALYSIS

COMPANY: AQUITAINE COMPANY OF CANADA LTD. LABORATORY NUMBER: E73-2775-1

WELL: AQUIT BRACKETT C-21 - 65-20-125-00 (D.A. 622)

DATE RECEIVED: FEBRUARY 12,1973

APPEARANCE: MUDDY, HYDROCARBON SCUM

Hydrocarbon Present: Yes [XX] No [ ]

Calcium Chloride Treatment Required To Clarify: Yes [XX] No [ ] ¼ Lbs./Bbl.

Filtered Sample: Color LIGHT BROWN Odor HYDROCARBON

pH (@ 68°F)	8.4
Calcium (Mg/l.)	81
Chloride (Mg/l.)	750
Sulfate (Mg/l.)	181

FISH BIOASSAY

Immediate	OK
24 Hour	OK
48 Hour	OK
72 Hour	OK
✓ 96 Hour	OK

AQUITAINE COMPANY OF CANADA LTD.
FEB 19 1973
Production
Exploration
Land
Geophysical
Finance
Others

CONFIDENTIAL UNTIL 7-3-75

Report No. 2 TTU 73

Report on 3 lots of conodont samples from core #4 of the Aquitaine Brackett Lake C-21 well (65°10'2"N, 125°5'8"W; NTS 96F), submitted by A. Jacobs, Aquitaine Company of Canada Ltd.

The relevant parts of any manuscript prepared for publication that paraphrase or quote from this report should be referred to the Paleontology Subdivision, Calgary, for possible revision.

Stratigraphy	Conodonts	GSC Loc. No.
3,878' - 3,891' depth	Drepanodus sp. (cf. Acodus oneotensis Furnish of Ethington & Clark, 1971, Pl. 1, fig. 3) (1) Scandodus ? sp. (1) wt. of sample = 271 g.	C-23686
3,879' depth	Acontiodus staufferi Furnish (1) Scandodus ? sp. (1) wt. of sample = 370 g.	C-23687
3,889' depth	no conodont wt. of sample = 256 g.	C-23688

Comments

The above list is based on form taxonomy; the number of specimens recovered is in brackets.

The fauna is too small to be fitted precisely into any established North American or European zonation, but it can be stated that it is Lower Ordovician age, ranging from Faunas C to E in the scheme of Ethington & Clark (1971). Drepanodus sp. approaches a form figured by these authors as Acodus oneotensis, a species which is restricted to their Fauna C. The present fauna may, therefore, be at the older end of the range of Faunas C to E.

This is a characteristic fauna of North American Lower Ordovician platform facies. Owing to lack of forms in common with the faunas of the North Atlantic province, it cannot be precisely correlated with the standard sequences in Europe. According to Ethington & Clark (1971), Fauna C may be equivalent to the higher part of the Tremadocian, and Fauna E to the Billengen Substage, Latorpian Stage (lower Arenigian).

Fauna C is present in the Sarbach Formation, D in the upper Mons and lower Sarbach Formations, and E in the upper Sarbach Formation, of southern Rocky Mountains. (See Aitken & Norford, 1967, for revision of these stratigraphic terms).

In Australia, Druce & Jones (1971) found Acontiodus staufferi and Acodus oneotensis restricted to the base of their Cordylodus rotundatus-C. angulatus Assemblage Zone. These authors date this zone as upper Tremadocian.

References

Aitken, J. D., and Norford, B. S.,
1967: Lower Ordovician Survey Peak and Outram Formations, southern Rocky Mountains of Alberta; Bull. Can. Petrol. Geol., v. 15, no. 2, p. 150-207.

Druce, E. C., and Jones, P. J.,
1971: Cambro-Ordovician conodonts from the Burke River structural belt, Queensland; Australian Dept. Natl. Develop., Bull. 110, 158 p.

Ethington, R. L., and Clark, D. L.,
1971: Lower Ordovician conodonts in North America; Geol. Soc. Amer., Mem. 127, p. 63-82.

T. T. Uyeno

Paleontology Subdivision,
Institute of Sedimentary and Petroleum Geology,
Calgary, March 7, 1973.

TRI-CITY DRILLING (1968) LTD. Aquit Brackett LC - 21

DAILY DRILLING REPORT

OPERATOR

DAY WORK RECORD

NOTE—Please show FOOTAGE made while "Control Drilling" as well as HOURS.

RIG No. 2 LOCATION Aquit Brackett Lake C21 AREA DATE Feb 22 1973.

Tour — Midnight - 8 a.m.

Specify actual hours worked	Hrs.
Driller H Flett	12
Derrick L Lambert	12
Floor T Paul	12
Floor	
Floor	
Motor R Liotte	12
Machanic	
Extra	

Injuries:

Fires:

From	Footage	To	Hrs. on Bottom	Wt Drill String (1000 lbs.)	DRILL COLLARS No.	O D	I D	Wgt	FUEL Gals.	WATER Bbls.	COAL Tons
5041											

BITS No.	Size	Type	Size Jets	Serial No.	Weight	R P M	Ft Drilled	Hrs	Feet Reamed	Hrs	CONDITION
12	7 7/8	S44		417056							

MUD	12 Mn.	2 a.m.	4 a.m.	6 a.m.
WEIGHT		9.0	9.0	
VISCOSITY		110	106	
GEL				
PUMPS No. 1 Pressure		550	550	
Model D 300 S.P.M.		72		
Liner Size				
No. 2 Pressure		64		
Model D 300 S.P.M.				
Liner Size				

Additives: Gel 1500 #; Mikol 100 #; Kelzan 200 #

At Surveys Degree

MOTOR HOURS 1 2 3 4 5 — Next Oil Change

Stands: Sing'ls: D Collars: Other Ft: C B Ft: Subs Ft: Ft Up On Kelly: TOTAL

Size	TRIPS	No. Lines	TON MILES	TOTAL MILES	Slip Feet or Cut	Feet Left on Spool	Next Slip

W.L. 6.2 F.C. pH 9.0

General

Tour — 8 a.m. to 4 p.m.

Specify actual hours worked	Hrs.
Driller J. JANDL	8
Derrick W. RATZOK	8
Floor D. CLARK	8
Floor	
Floor	
Motor B. HATCH	8
Mechanic	
Extra	

Injuries:

Fires:

From	Footage	To	Hrs. on Bottom	Wt. Drill String (1000 lbs.)	DRILL COLLARS No.	O.D.	I.D.	Wgt	FUEL Gals.	WATER Bbls.	COAL Tons

BITS No.	Size	Type	Size Jets	Serial No.	Weight	R.P.M.	Ft. Drilled	Hrs.	Feet Reamed	Hrs.	CONDITION

MUD	8 a.m.	10 a.m.	12 Noon	2 p.m.
WEIGHT				
VISCOSITY				
GEL				
PUMPS No. 1 Pressure				
Model S.P.M.				
Liner Size				
No. 2 Pressure				
Model S.P.M.				
Liner Size				

Additives

At Surveys Degree

MOTOR HOURS 1 2 3 4 5 — Next Oil Change

Stands: Singles: D. Collars: Other Ft: C.B. Ft: Subs. Ft: Ft. Up On Kelly: TOTAL

Size	TRIPS	No. Lines	TON MILES	TOTAL MILES	Slip Feet or Cut	Feet Left on Spool	Next Slip

W.L. F.C. pH.

General

Tour — 4 p.m. to Midnight

Specify actual hours worked	Hrs.
Driller R L Kellner	8
Derrick B. Paradis	8
Floor	
Floor B Appleton	8
Floor	
Motor R. Vezeau	8
Mechanic	
Extra	

Injuries: Nil

Fires:

From	Footage	To	Hrs. on Bottom	Wt. Drill String (1000 lbs.)	DRILL COLLARS No.	O.D.	I.D.	Wgt.	FUEL Gals.	WATER Bbls.	COAL Tons
5041					20	6"	2 7/8	40			

BITS No.	Size	Type	Size Jets	Serial No.	Weight	R.P.M.	Ft. Drilled	Hrs.	Feet Reamed	Hrs.	CONDITION
12	7 7/8	S44		417056							

MUD	4 p.m.	6 p.m.	8 p.m.	10 p.m.
WEIGHT	9.9			
VISCOSITY	102			
GEL				
PUMPS No. 1 Pressure				
Model D 300 S.P.M.				
Liner Size	5 x 14			
No. 2 Pressure				
Model D 300 S.P.M.				
Liner Size	5 x 14			

Additives: Gel - 500 #; Kelzan - 100 #

At Surveys Degree

MOTOR HOURS 1 2 3 4 5 — Next Oil Change

Stands 71 Singles: D. Collars 590.33 Other Ft.: C.B. Ft.: Subs. Ft.: Ft. Up On Kelly 26 TOTAL 5041

Size	TRIPS	No. Lines	TON MILES	TOTAL MILES	Slip Feet or Cut	Feet Left on Spool	Next Slip
1		8			200 300		

W.L. F.C. pH.

General

REMARKS	Time Start	Stop	Interval
Ream 1940 - 2362, 2520	1200	600	
Run in 2200 Circ	600	630	
Hoist to log	630	730	
Rig up Logger	730	800	
Company Time Cont'r Time			
Logg	800		
Company Time Cont'r Time			
Log (Gerr. Fr.)	4:00	5:45	1 3/4
Run in D.C.	5:45	6:30	3/4
Slip + Cut Line	6:30	9:30	3
Run in Pipe.	9:30		
Ream Bridge @ 3450			
Run in		12:00	2 1/2
Company Time Cont'r Time			

Totco Ring on Bit No. _____ D.P. Calipered Date _____ Results _____ From Pipe Rack _____

D.P. Test-Operated _____ Time _____ Results _____

Total Contractor Time _____ Hrs. Toolpusher _____

Total Company Time _____ Hrs. Approved by C. Moore

TRI-CITY DRILLING (1968) LTD. Aquit Brackett LC - 21

DAILY DRILLING REPORT

OPERATOR

DAY WORK RECORD

NOTE—Please show FOOTAGE made while "Control Drilling" as well as HOURS.

RIG No. 2 LOCATION Aquit Brackett Lake C21 AREA DATE Feb 21 1973

Tour — Midnight - 8 a.m.

Specify actual hours worked	Hrs.
Driller H Flett	12
Derrick L Lambert	12
Floor T Paul	12
Floor	
Floor	
Motor R Lizotte	12
Mechanic	
Extra	

Injuries:

Fires:

From	Footage	To	Hrs. on Bottom	Wt. Drill String (1000 lbs.)	DRILL COLLARS No	O.D.	I.D.	Wgt	FUEL Gals.	WATER Bbls.	COAL Tons
5041		5041			20	6	2 7/8				

BITS No.	Size	Type	Size Jets	Serial No.	Weight	R.P.M.	Ft. Drilled	Hrs	Feet Reamed	Hrs	CONDITION
12	7 7/8	S44		417056							

MUD	12 Mn.	2 a.m.	4 a.m.	6 a.m.
WEIGHT				8.6
VISCOSITY				75
GEL				
PUMPS No. 1 Pressure				500
Model S.P.M.				22
Liner Size				
No. 2 Pressure				
Model S.P.M.				
Liner Size				

W.L. 98 F.C. 2 pH. 12.0

Additives: Gel # 600; Conc # 50; Spersene # 4 sax; # 100; Bicarb

At Surveys Degree

MOTOR HOURS 1 2 3 4 5

Next Oil Change

Size	TRIPS	No. Lines	TON MILES	TOTAL MILES	Slip Feet or Cut	Feet Left on Spool	Next Slip

General

Stands 71 Singles D Collars 570.33 Other Ft C B Ft Subs Ft Ft Up On Kelly 26 TOTAL 5041

Tour — 8 a.m. to 4 p.m.

Specify actual hours worked	Hrs.
Driller J Janak	12
Derrick W Ratzlaff	12
Floor D Clark	12
Floor	
Floor	
Motor B Hatch	12
Mechanic	
Extra	

Injuries:

Fires:

From	Footage	To	Hrs. on Bottom	Wt. Drill String (1000 lbs)	DRILL COLLARS No	O.D.	I.D.	Wgt	FUEL Gals.	WATER Bbls.	COAL Tons

BITS No.	Size	Type	Size Jets	Serial No.	Weight	R.P.M.	Ft. Drilled	Hrs	Feet Reamed	Hrs	CONDITION
12	7 7/8	S44		417056							

MUD	8 a.m.	10 a.m.	12 Noon	2 p.m.
WEIGHT				
VISCOSITY				85
GEL				
PUMPS No. 1 Pressure				
Model S.P.M				
Liner Size				
No. 2 Pressure				
Model S.P.M.				
Liner Size				

W.L. F.C pH.

Additives: Mikol Starch 100 #; Mikol 50 #; Gel 2380 #

At Surveys Degree

MOTOR HOURS 1 2 3 4 5

Next Oil Change

Size	TRIPS	No. Lines	TON MILES	TOTAL MILES	Slip Feet or Cut	Feet Left on Spool	Next Slip

General

Stands Singles D. Collars Other Ft C.B. Ft Subs Ft. Ft. Up On Kelly TOTAL

Tour — 4 p.m. to Midnight

Specify actual hours worked	Hrs.
Driller	
Derrick	
Floor	
Floor	
Floor	
Motor	
Mechanic	
Extra	

Injuries:

Fires:

From	Footage	To	Hrs. on Bottom	Wt. Drill String (1000 lbs.)	DRILL COLLARS No	O.D.	I.D.	Wgt	FUEL Gals.	WATER Bbls.	COAL Tons

BITS No.	Size	Type	Size Jets	Serial No.	Weight	R.P.M.	Ft. Drilled	Hrs.	Feet Reamed	Hrs.	CONDITION

MUD	4 p.m.	6 p.m.	8 p.m.	10 p.m.
WEIGHT		85		
VISCOSITY				
GEL				
PUMPS No. 1 Pressure				
Model S.P.M.				
Liner Size				
No. 2 Pressure				
Model S.P.M.				
Liner Size				

W.L. F.C. pH.

Additives

At Surveys Degree

MOTOR HOURS 1 2 3 4 5

Next Oil Change

Size	TRIPS	No. Lines	TON MILES	TOTAL MILES	Slip Feet or Cut	Feet Left on Spool	Next Slip

General

Stands Singles D. Collars Other Ft. C.B. Ft. Subs. Ft. Ft. Up On Kelly TOTAL

REMARKS	Time Start	Stop	Interval
Hoist Collar	1200	1245	3/4
Rig up Logger Run in Bridge	1245		
off @ 1963 Tear out Logger		200	1 1/4
Run in Ream Bridge @ 1963	200	430	2 1/2
Run in To Cond Mud & Hole	430	600	1 1/2
Cir Cond Mud	600	800	2
Company Time Cont'r Time			
Rig Serv Check Bops	8.00	8.15	1/4
Circ Cond. Mud	8.15	8.30	1/4
Hoist To Logg	8.30	11.00	2 1/2
Rig up Loggers	11.00		
Bridged off @ 1900			
Rig out Loggers		1230	1 1/2
Run in and Ream Bridge Mix Mud	1230	400	3 1/2
Company Time Cont'r Time			
Ream Bridge	4.00	800	
Hoist Balled Bit	800		
Clean Same Run in Ream Bridge @ 1940		1200	
Company Time Cont'r Time			

Totco Ring on Bit No. _____ D.P. Calipered Date _____ Results _____ From Pipe Rack _____

B.O.P. Test-Operated _____ Time _____ Results _____

Total Contractor Time _____ Hrs. Toolpusher _____

Total Company Time _____ Hrs. Approved by D C Moore

TRI-CITY DRILLING (1968) LTD. Aquit Brackett LC • 21

DAILY DRILLING REPORT

OPERATOR

DAY WORK RECORD

NOTE—Please show FOOTAGE made while "Control Drilling" as well as HOURS.

RIG No. 2 LOCATION Aquit Brackett Lake C21 AREA DATE Feb 20 1975

Tour — Midnight - 8 a.m.

Specify actual hours worked	Hrs.
Driller H. Flett	12
Derrick L. Lambert	12
Floor T. Paul	12
Floor	
Floor	
Motor R. Lizotte	12
Mechanic	
Extra	

Injuries:

Fires:

From	Footage	To	Hrs. on Bottom	Wt. Drill String (1000 lbs.)	DRILL COLLARS No.	O.D	I.D	Wgt	FUEL Gals	WATER Bbls	COAL Tons
5041					20	6	2 1/2				

BITS No.	Size	Type	Size Jets	Serial No.	Weight	R.P.M.	Ft. Drilled	Hrs.	Feet Reamed	Hrs.	CONDITION
12	7 7/8	SH4		H10056							

Stands / Singles / D. Collars 570.33 / Other Ft / C.B. Ft / Subs Ft / Ft. Up On Kelly / TOTAL

MUD	12 Mn.	2 a.m.	4 a.m.	6 a.m.
WEIGHT				
VISCOSITY	00			85
GEL	10 0 95			

Additives: Gel # 1200; CMC # 50

At Surveys Degree

MOTOR HOURS 1 2 3 4 5 — Next Oil Change

PUMPS: No. 1 Pressure / Model / S.P.M. / Liner Size 13 3/4; No. 2 Pressure / Model / S.P.M. / Liner Size 6 300

Size	TRIPS	No. Lines	TON MILES	TOTAL MILES	Slip Feet or Cut	Feet Left on Spool	Next Slip

General

W.L. F.C. pH 12

Tour — 8 a.m. to 4 p.m.

Specify actual hours worked	Hrs.
Driller J. Jandl	12
Derrick W. Ratzlaff	12
Floor D. Clark	12
Floor	
Floor	
Motor B. Hatch	12
Mechanic	
Extra	

Injuries:

Fires:

From	Footage	To	Hrs. on Bottom	Wt. Drill String (1000 lbs.)	DRILL COLLARS No.	O.D	I.D.	Wgt.	FUEL Gals	WATER Bbls.	COAL Tons

BITS No.	Size	Type	Size Jets	Serial No.	Weight	R.P.M.	Ft. Drilled	Hrs.	Feet Reamed	Hrs.	CONDITION

Stands / Singles / D. Collars / Other Ft / C.B. Ft. / Subs. Ft. / Ft. Up On Kelly / TOTAL

MUD	8 a.m.	10 a.m.	12 Noon	2 p.m.
WEIGHT				
VISCOSITY				80
GEL				

Additives: Gel 1800; caustic 100; CMC 50

At Surveys Degree

MOTOR HOURS 1 2 3 4 5 — Next Oil Change

PUMPS: No. 1 Pressure / Model / S.P.M. / Liner Size; No. 2 Pressure / Model / S.P.M. / Liner Size

Size	TRIPS	No. Lines	TON MILES	TOTAL MILES	Slip Feet or Cut	Feet Left on Spool	Next Slip

General

W.L. F.C. pH.

Tour — 4 p.m. to Midnight

Specify actual hours worked	Hrs.
Driller	
Derrick	
Floor	
Floor	
Floor	
Motor	
Mechanic	
Extra	

Injuries:

Fires:

From	Footage	To	Hrs. on Bottom	Wt. Drill String (1000 lbs.)	DRILL COLLARS No.	O.D.	I.D.	Wgt.	FUEL Gals	WATER Bbls.	COAL Tons

BITS No.	Size	Type	Size Jets	Serial No.	Weight	R.P.M.	Ft. Drilled	Hrs.	Feet Reamed	Hrs.	CONDITION

Stands / Singles / D. Collars / Other Ft. / C.B. Ft. / Subs Ft. / Ft. Up On Kelly / TOTAL

MUD	4 p.m.	6 p.m.	8 p.m.	10 p.m.
WEIGHT				
VISCOSITY				
GEL				

Additives

At Surveys Degree

MOTOR HOURS 1 2 3 4 5 — Next Oil Change

PUMPS: No. 1 Pressure / Model / S.P.M. / Liner Size; No. 2 Pressure / Model / S.P.M. / Liner Size

Size	TRIPS	No. Lines	TON MILES	TOTAL MILES	Slip Feet or Cut	Feet Left on Spool	Next Slip

General

W.L. F.C. pH.

REMARKS	Time Start	Stop	Interval
Conditions Hole & mud	1200	300	3
Ream @ 1900			
Run in to 2200 no bridge	300		
Hoist to 1800 bridge off			
Ream hole		8.00	5

Company Time Cont'r Time

REMARKS	Start	Stop	Interval
Rig Serv	8.00	8.15	1/4
Ream Bridge @ 1900	8.15		
To 1960		10.45	2 1/2
Hoist to log Check	10.45		
BOps and Blind Rams		12.00	1 1/4
Rig up loggers	12.00		
Bridged off 3390			
Rig out Logger		1.30	1 1/2
Clean ~~Tank~~ Shaker Tank	1.30		
Mix Mud		400	2 1/2

Company Time Cont'r Time

REMARKS	Start	Stop	Interval
Build Volume Mix Mud	4.00	5.00	1
Run in to Condition	5.00		
Hole Ream Bridge			
3390		8.00	3
Run in to Bottom	800		
Hoist Bit to Log		1200	4.

Company Time Cont'r Time

Totco Ring on Bit No. _____ D.P. Calipered Date _____ Results _____ From Pipe Rack _____

B.O.P. Test-Operated _____ Time _____ Results _____

Total Contractor Time _____ Hrs. Total Company Time _____ Hrs.

Toolpusher _____ Approved by D.C. Moore

TRI-CITY DRILLING (1968) LTD. Aquit Brackett LC - 21

DAILY DRILLING REPORT

OPERATOR

DAY WORK RECORD

NOTE—Please show FOOTAGE made while "Control Drilling" as well as HOURS.

RIG No. 2 LOCATION Aquit Brackett Lake 021 AREA DATE Feb 19 1973

Tour — Midnight - 8 a.m.

Specify actual hours worked	Hrs.
Driller H Flett	12
Derrick L Lambert	12
Floor T Paul	12
Floor	
Floor	
Motor R Lizotte	12
Mechanic	
Extra	

Injuries:

Fires:

From	Footage	To	Hrs. on Bottom	Wt Drill String (1000 lbs.)	DRILL COLLARS No.	O D	I D	Wgt	FUEL Gals	WATER Bbls.	COAL Tons
5044											

BITS No.	Size	Type	Size Jets	Serial No.	Weight	R.P.M	Ft. Drilled	Hrs	Feet Reamed	Hrs	CONDITION
12	7 7/8	S44									

Stands / Singles / D Collars / Other Ft / C B Ft / Subs Ft / Ft Up On Kelly / TOTAL

MUD	12 Mn.	2 a.m.	4 a.m.	6 a.m.
WEIGHT				
VISCOSITY				
GEL				

Additives: Gel # 2000; Caustic # 100

At Surveys Degree

MOTOR HOURS 1 2 3 4 5 — Next Oil Change

PUMPS		
No. 1	Pressure	
Model D 360	S.P.M.	
	Liner Size	
No. 2	Pressure	
Model D 300	S.P.M.	
	Liner Size	

Size	TRIPS	No. Lines	TON MILES	TOTAL MILES	Slip Feet or Cut	Feet Left on Spool	Next Slip

General

W.L. F.C. pH.

Tour — 8 a.m. to 4 p.m

Specify actual hours worked	Hrs.
Driller J. Jandl	12
Derrick W. Ritzer	12
Floor D. Clark	12
Floor	
Floor	
Motor B. Hatch	12
Mechanic	
Extra	

Injuries:

Fires:

From	Footage	To	Hrs. on Bottom	Wt. Drill String (1000 lbs.)	DRILL COLLARS No.	O.D.	I.D.	Wgt.	FUEL Gals	WATER Bbls	COAL Tons

BITS No.	Size	Type	Size Jets	Serial No	Weight	R.P.M	Ft. Drilled	Hrs.	Feet Reamed	Hrs.	CONDITION

Stands / Singles / D Collars / Other Ft. / C.B. Ft / Subs. Ft. / Ft. Up On Kelly / TOTAL

MUD	8 a.m.	10 a.m.	12 Noon	2 p.m.
WEIGHT				
VISCOSITY			90	100
GEL				

Additives: Gel ~~#200~~ 1600; Milko #50

At Surveys Degree

MOTOR HOURS 1 2 3 4 5 — Next Oil Change

PUMPS		
No. 1	Pressure	250
Model D300	S.P.M.	
	Liner Size	
No. 2	Pressure	
Model D300	S.P.M.	
	Liner Size	

Size	TRIPS	No. Lines	TON MILES	TOTAL MILES	Slip Feet or Cut	Feet Left on Spool	Next Slip

General

W.L. F.C. pH.

Tour — 4 p.m. to Midnight

Specify actual hours worked	Hrs.
Driller	
Derrick	
Floor	
Floor	
Floor	
Motor	
Mechanic	
Extra	

Injuries:

Fires:

From	Footage	To	Hrs. on Bottom	Wt. Drill String (1000 lbs.)	DRILL COLLARS No.	O.D.	I.D.	Wgt.	FUEL Gals	WATER Bbls.	COAL Tons

BITS No.	Size	Type	Size Jets	Serial No.	Weight	R.P.M.	Ft. Drilled	Hrs.	Feet Reamed	Hrs.	CONDITION

Stands / Singles / D. Collars / Other Ft. / C.B. Ft. / Subs. Ft. / Ft. Up On Kelly / TOTAL

MUD	4 p.m.	6 p.m.	8 p.m.	10 p.m.
WEIGHT				
VISCOSITY				
GEL				

Additives

At Surveys Degree

MOTOR HOURS 1 2 3 4 5 — Next Oil Change

PUMPS		
No. 1	Pressure	
Model	S.P.M.	
	Liner Size	
No. 2	Pressure	
Model	S.P.M.	
	Liner Size	

Size	TRIPS	No. Lines	TON MILES	TOTAL MILES	Slip Feet or Cut	Feet Left on Spool	Next Slip

General

W.L. F.C. pH.

REMARKS	Time Start	Stop	Interval
Mix mud	1200	300	3
Run in Bit Ream Bridge	300		
@ 1900 @ 2236 · 2425 @ 2670		800	500
Company Time Cont'r Time			
Rig Serv Check Baps	8.00	8.15	1/4
Ream Bridge To 3500	8.15	10.30	2 1/4
Pull up To 1900 and	1030		
Run in and Ream Bridges		2.30	4
Mix Mud Cond Hole	2.30	400	1 1/2
Company Time Cont'r Time			
Clean Gravel out of	4.00		
Pumps		4.45	3/4
Circ	4.45	5.30	3/4
Hoist To Logg	5.30	6.45	1 1/4
Bridged off @ 1900	6.45		
Tear out Logs		8.15	1 1/2
Run in Bit	8.15	12.00	3 3/4
Cond Hole Ream @ 1900			
Company Time Cont'r Time			

Totco Ring on Bit No. _____ D.P. Calipered Date _____ Results _____ From Pipe Rack _____

B.O.P. Test-Operated _____ Time _____ Results _____

Total Contractor Time _____ Hrs. Toolpusher _____

Total Company Time _____ Hrs. Approved by D. C. Moore

TRI-CITY DRILLING (1968) LTD. Aquit Brackett LQ • 21

DAILY DRILLING REPORT

OPERATOR

DAY WORK RECORD

NOTE—Please show FOOTAGE made while "Control Drilling" as well as HOURS.

RIG No. 2 LOCATION Aquit Brackett Late C-21 AREA DATE Feb 18 1972

Tour — Midnight - 8 a.m.	
Specify actual hours worked	Hrs.
Driller H. Flett	12
Derrick L. Lambert	12
Floor T. Paul	12
Floor	
Floor	
Motor R. Lizotte	12
Mechanic	
Extra	

Injuries:

Fires:

From	Footage	To	Hrs. on Bottom	Wt. Drill String (1000 lbs.)	DRILL COLLARS No.	O.D.	I.D.	Wgt	FUEL Gals.	WATER Bbls	COAL Tons
5041											

BITS No.	Size	Type	Size Jets	Serial No.	Weight	R.P.M.	Ft. Drilled	Hrs	Feet Reamed	Hrs	CONDITION

Stands / Singles / D. Collars / Other Ft / C.B. Ft / Subs. Ft / Ft. Up On Kelly / TOTAL

MUD	12 Mn.	2 a.m.	4 a.m.	6 a.m.
WEIGHT				
VISCOSITY				
GEL				

PUMPS: No. 1 Pressure, Model, S.P.M., Liner Size; No. 2 Pressure, Model, S.P.M., Liner Size

W.L. F.C. pH.

Additives

At Surveys Degree

MOTOR HOURS 1 2 3 4 5 — Next Oil Change

Size	TRIPS	No. Lines	TON MILES	TOTAL MILES	Slip Feet or Cut	Feet Left on Spool	Next Slip

General

Tour — 8 a.m. to 4 p.m.	
Specify actual hours worked	Hrs.
Driller J. Jandh	12
Derrick W. Raizoy	12
Floor D. Clark	12
Floor	
Floor	
Motor B. Hotch	12
Mechanic	
Extra	

Injuries:

Fires:

From	Footage	To	Hrs. on Bottom	Wt. Drill String (1000 lbs.)	DRILL COLLARS No.	O.D.	I.D.	Wgt.	FUEL Gals.	WATER Bbls.	COAL Tons

BITS No.	Size	Type	Size Jets	Serial No.	Weight	R.P.M.	Ft. Drilled	Hrs.	Feet Reamed	Hrs.	CONDITION

Stands / Singles / D. Collars / Other Ft. / C.B. Ft / Subs. Ft. / Ft. Up On Kelly / TOTAL

MUD	8 a.m.	10 a.m.	12 Noon	2 p.m.
WEIGHT				
VISCOSITY				
GEL				

PUMPS: No. 1 Pressure, Model, S.P.M., Liner Size; No. 2 Pressure, Model, S.P.M., Liner Size

W.L. F.C. pH.

Additives: Jet 1100

At Surveys Degree

MOTOR HOURS 1 2 3 4 5 — Next Oil Change

Size	TRIPS	No. Lines	TON MILES	TOTAL MILES	Slip Feet or Cut	Feet Left on Spool	Next Slip

General

Tour — 4 p.m. to Midnight	
Specify actual hours worked	Hrs.
Driller	
Derrick	
Floor	
Floor	
Floor	
Motor	
Mechanic	
Extra	

Injuries:

Fires:

From	Footage	To	Hrs. on Bottom	Wt. Drill String (1000 lbs.)	DRILL COLLARS No.	O.D.	I.D.	Wgt.	FUEL Gals.	WATER Bbls.	COAL Tons

BITS No.	Size	Type	Size Jets	Serial No.	Weight	R.P.M.	Ft. Drilled	Hrs.	Feet Reamed	Hrs.	CONDITION

Stands / Singles / D. Collars / Other Ft. / C.B. Ft. / Subs. Ft. / Ft. Up On Kelly / TOTAL

MUD	4 p.m.	6 p.m.	8 p.m.	10 p.m.
WEIGHT				
VISCOSITY				
GEL				

PUMPS: No. 1 Pressure, Model, S.P.M., Liner Size; No. 2 Pressure, Model, S.P.M., Liner Size

W.L. F.C. pH.

Additives

At Surveys Degree

MOTOR HOURS 1 2 3 4 5 — Next Oil Change

Size	TRIPS	No. Lines	TON MILES	TOTAL MILES	Slip Feet or Cut	Feet Left on Spool	Next Slip

General

REMARKS	Time Start	Stop	Interval
Bridges of 1900 Tear out logger	1200	1245	3/4
Run in Bit [redacted]	1245	200	1 1/4
Ream Bridge	200	430	2 1/2
Hoist Pipe	430	545	1 1/4
Rig up Logger & [redacted]	545	[redacted]	
Bridges of @ 1893 Tearout	[redacted]	730	1 3/4
Work on pump	730	800	1/2
Company Time / Cont'r Time			
Rig Serv	800	815	1/4
Mix Mud. Clean Pumps	815	1030	2 1/4
Run in Ream Bridge	1030	[redacted]	2 1/4
@ 1950		1230	2
Repair Valve and Change	1230		
Mixer Ream		200	1 1/2
Mix Mud Ream Bridge	200		
and Clean Pump		400	2
Company Time / Cont'r Time			
Circ	400	500	1
Hoist To Logg	500	630	1 1/2
Rig up Loggers	630	6	
@ Tear out Loggers		830	
Clean mud tank	830	1100	
Work on pump	1100	1200	
Company Time / Cont'r Time			

Totco Ring on Bit No. _____ D.P. Calipered Date _____ Results _____ From Pipe Rack _____

B.O.P. Test-Operated _____ Time _____ Results _____

Total Contractor Time _____ Hrs. Toolpusher _____

Total Company Time _____ Hrs. Approved by R.C. Moore

TRI-CITY DRILLING (1968) LTD. Aquit Brackett LC - 21

DAILY DRILLING REPORT

OPERATOR **DAY WORK RECORD**

NOTE—Please show FOOTAGE made while "Control Drilling" as well as HOURS.

RIG No. 2 LOCATION Aquit Brackett Lake C21 AREA _____ DATE Feb 16 1973

Tour — Midnight - 8 a.m.

Specify actual hours worked	Hrs.
Driller H Flett	12
Derrick L Lambert	12
Floor T Paul	12
Floor	
Floor	
Motor R Lizotte	12
Mechanic	
Extra	

Injuries:

Fires:

From	Footage	To	Hrs. on Bottom	Wt. Drill String (1000 lbs.)	DRILL COLLARS No.	O.D.	I.D.	Wgt	FUEL Gals.	WATER Bbls.	COAL Tons
5041		5041			20	6	2 7/8				

BITS No.	Size	Type	Size Jets	Serial No.	Weight	R.P.M.	Ft. Drilled	Hrs	Feet Reamed	Hrs	CONDITION
12	7 7/8	S44	Nil	417056							

MUD	12 Mn.	2 a.m.	4 a.m.	6 a.m.
WEIGHT		8.8		
VISCOSITY		110		
GEL				
PUMPS No. 1 Pressure		400		
Model S.P.M.		62		
Liner Size				
No. 2 Pressure				
Model S.P.M.				
Liner Size				

Additives: Bicarb of Soda # 200

At Surveys Degree

MOTOR HOURS 1 2 3 4 5

Next Oil Change

Size	TRIPS	No. Lines	TON MILES	TOTAL MILES	Slip Feet or Cut	Feet Left on Spool	Next Slip

General

W.L. 20.6 F.C. 2/32 pH 12

Stands 71 Singles _____ D Collars 5723 Other Ft _____ C.B. Ft _____ Subs Ft _____ Ft. Up On Kelly 26 TOTAL 5041

REMARKS	Time Start	Stop	Interval
Circ wait on loggers and Condition mud and Hole.	12.00		

Company Time _____ Cont'r Time _____

Tour — 8 a.m. to 4 p.m.

Specify actual hours worked	Hrs.
Driller J. Jandl	12
Derrick W. Ratzoy	12
Floor D. Clark	12
Floor	
Floor	
Motor B. Hatch	12
Mechanic	
Extra	

Injuries:

Fires:

From	Footage	To	Hrs. on Bottom	Wt. Drill String (1000 lbs.)	DRILL COLLARS No.	O.D.	I.D.	Wgt	FUEL Gals.	WATER Bbls.	COAL Tons
					20	6	2 7/8				

BITS No.	Size	Type	Size Jets	Serial No.	Weight	R.P.M.	Ft. Drilled	Hrs	Feet Reamed	Hrs	CONDITION
12	7 7/8	S44		417056							

MUD	8 a.m.	10 a.m.	12 Noon	2 p.m.
WEIGHT				
VISCOSITY				
GEL				
PUMPS No. 1 Pressure				
Model S.P.M.				
Liner Size				
No. 2 Pressure				
Model S.P.M.				
Liner Size				

Additives: Peltex 250 #, Dry Carb 150 #, Gel 1000 #

At Surveys Degree

MOTOR HOURS 1 2 3 4 5

Next Oil Change

Size	TRIPS	No. Lines	TON MILES	TOTAL MILES	Slip Feet or Cut	Feet Left on Spool	Next Slip

General

W.L. F.C. pH.

Stands _____ Singles _____ D. Collars _____ Other Ft _____ C.B. Ft _____ Subs. Ft. _____ Ft. Up On Kelly _____ TOTAL _____

REMARKS	Time Start	Stop	Interval
R Rig Serv. Check Bops	8.00	8.15	1/4
Dummy Trip - Ream Tight spots. Clean Pumps	8.15	3.00	6 3/4
Circ To Logg. Cond. Mud	3.00	4.00	1

Company Time _____ Cont'r Time _____

Tour — 4 p.m. to Midnight

Specify actual hours worked	Hrs.
Driller	
Derrick	
Floor	
Floor	
Floor	
Motor	
Mechanic	
Extra	

Injuries:

Fires:

From	Footage	To	Hrs. on Bottom	Wt. Drill String (1000 lbs.)	DRILL COLLARS No.	O.D.	I.D.	Wgt.	FUEL Gals.	WATER Bbls.	COAL Tons
5041		5041			20	6	2 7/8				

BITS No.	Size	Type	Size Jets	Serial No.	Weight	R.P.M.	Ft. Drilled	Hrs.	Feet Reamed	Hrs.	CONDITION
12	7 7/8	S44		417056							

MUD	4 p.m.	6 p.m.	8 p.m.	10 p.m.
WEIGHT				
VISCOSITY				
GEL				
PUMPS No. 1 Pressure				
Model S.P.M.				
Liner Size				
No. 2 Pressure				
Model S.P.M.				
Liner Size				

Additives

At Surveys Degree

MOTOR HOURS 1 2 3 4 5

Next Oil Change

Size	TRIPS	No. Lines	TON MILES	TOTAL MILES	Slip Feet or Cut	Feet Left on Spool	Next Slip

General

W.L. F.C. pH.

Stands _____ Singles _____ D. Collars _____ Other Ft. _____ C.B. Ft. _____ Subs. Ft. _____ Ft. Up On Kelly _____ TOTAL _____

REMARKS	Time Start	Stop	Interval
Circ To Logg. Cond Mud	4.00	7.00	3
Hoist To Logg	7.00	10.30	3 1/2
Rig up loggers & Log	10.30	12.00	1 1/2
Hole Bridging off at 1900 + 1950			

Company Time _____ Cont'r Time _____

Totco Ring on Bit No. _____ D.P. Calipered Date _____ Results _____ From Pipe Rack _____

B.O.P. Test-Operated _____ Time _____ Results _____

Total Contractor Time _____ Hrs. Toolpusher H. Jandl.

Total Company Time _____ Hrs. Approved by D. C. Moore

TRI-CITY DRILLING (1968) LTD. Aquit Brackett LC 21

DAILY DRILLING REPORT

OPERATOR

DAY WORK RECORD

NOTE—Please show FOOTAGE made while "Control Drilling" as well as HOURS.

RIG No. 2 LOCATION Aquit Brackett Lake C21 AREA DATE FEB 16 1972

Tour — Midnight - 8 a.m.

Specify actual hours worked	Hrs.
Driller H Flett	12
Derrick L Lambert	12
Floor T Paul	12
Floor	
Floor	
Motor R Lizotte	12
Mechanic	
Extra	

Injuries: [redacted]

Fires: [redacted]

From	Footage	To	Hrs. on Bottom	Wt. Drill String (1000 lbs.)	DRILL COLLARS No.	O.D.	I.D.	Wgt.	FUEL Gals.	WATER Bbls.	COAL Tons
5041				135							

BITS No.	Size	Type	Size Jets	Serial No.	Weight	R.P.M.	Ft. Drilled	Hrs	Feet Reamed	Hrs	CONDITION
11	7 7/8	M88	NIL	412915			255	40 3/4			141

Stands 54 Singles D Collars Other Ft C B Ft Subs Ft Ft Up On Kelly TOTAL

MUD	12 Mn.	2 a.m.	4 a.m.	6 a.m.
WEIGHT				
VISCOSITY				
GEL				

PUMPS: No. 1 Model D 300, Pressure, S.P.M., Liner Size; No. 2 Model D 300, Pressure, S.P.M., Liner Size

Additives: At Surveys Degree

MOTOR HOURS 1 2 3 4 5 Next Oil Change

Size	TRIPS	No. Lines	TON MILES	TOTAL MILES	Slip Feet or Cut	Feet Left on Spool	Next Slip
1		8					

General

W.L. F.C. pH.

REMARKS	Time Start	Stop	Interval
Hoist To Run Plug	1200	200	2
Clean up Floor	200	230	½
Run in open 54 stands	230	500	2½
Thaw out Kelly	500	530	½
Circ Hole	530	600	½
Rig up Dowell	600	800	2

Company Time Cont'r Time

Tour — 8 a.m. to 4 p.m.

Specify actual hours worked	Hrs.
Driller J Jandl	12
Derrick W. Ratzov	12
Floor D. Clark	12
Floor	
Floor	
Motor R. Hatch	12
Mechanic	
Extra	

Injuries:

Fires:

From	Footage	To	Hrs. on Bottom	Wt. Drill String (1000 lbs.)	DRILL COLLARS No.	O.D.	I.D.	Wgt.	FUEL Gals.	WATER Bbls.	COAL Tons
5041					20						

BITS No.	Size	Type	Size Jets	Serial No.	Weight	R.P.M.	Ft. Drilled	Hrs.	Feet Reamed	Hrs.	CONDITION
12	7 7/8	S44	–	417056							

Stands 71 Singles D. Collars 570.33 Other Ft 38.60 C.B. Ft Subs. Ft. Ft. Up On Kelly 26 TOTAL 5041

MUD	8 a.m.	10 a.m.	12 Noon	2 p.m.
WEIGHT				
VISCOSITY				
GEL				

PUMPS: No. 1 Model, Pressure, S.P.M., Liner Size; No. 2 Model, Pressure, S.P.M., Liner Size

Additives: At Surveys Degree

MOTOR HOURS 1 2 3 4 5 Next Oil Change

Size	TRIPS	No. Lines	TON MILES	TOTAL MILES	Slip Feet or Cut	Feet Left on Spool	Next Slip

General

W.L. F.C. pH.

REMARKS	Time Start	Stop	Interval
Rig Serv	8.00	8.15	¼
Rig up Dowell	8.15		
Clean Pumps		10.15	2
Run Plug in Lost Circ Zone	10.15		
		12.00	1 3/4
Circ.	12.00		
~~Hoist Pipe~~		~~1.00~~	1
Hoist Pipe	1.00	230	1½
Run in with Bit	230		
Ream Bridge @ 2000 To 2250		4.00	1½

Company Time Cont'r Time

Tour — 4 p.m. to Midnight

Specify actual hours worked	Hrs.
Driller	
Derrick	
Floor	
Floor	
Floor	
Motor	
Mechanic	
Extra	

Injuries:

Fires:

From	Footage	To	Hrs. on Bottom	Wt. Drill String (1000 lbs)	DRILL COLLARS No.	O.D.	I.D.	Wgt.	FUEL Gals.	WATER Bbls.	COAL Tons
					20	6	2 7/8				

BITS No.	Size	Type	Size Jets	Serial No.	Weight	R.P.M.	Ft. Drilled	Hrs.	Feet Reamed	Hrs.	CONDITION
12	7 7/8	S44	Nil	417056							

Stands 71 Singles ~~[illegible]~~ D. Collars 570.33 Other Ft. C.B. Ft. Subs. Ft. Ft. Up On Kelly 26 TOTAL 5041

MUD	4 p.m.	6 p.m.	8 p.m.	10 p.m.
WEIGHT				
VISCOSITY				
GEL				

PUMPS: No. 1 Model, Pressure, S.P.M., Liner Size; No. 2 Model, Pressure, S.P.M., Liner Size

Additives: Gel # 2000, Caustic # 100

At Surveys Degree

MOTOR HOURS 1 2 3 4 5 Next Oil Change

Size	TRIPS	No. Lines	TON MILES	TOTAL MILES	Slip Feet or Cut	Feet Left on Spool	Next Slip

General

W.L. F.C. pH.

REMARKS	Time Start	Stop	Interval
Run in and ~~[illegible]~~	4.00		
To Bottom		800	
Circ Condition mud	800	1200	
Lost Circ Plug Diesel Gel Mix 18 sacks Conty Cement 12 sack Gel with Diesel Pumped 15 Bbls water and 5 Bbls Diesel ahead Displaced w/ 2 Bbls Diesel and 47 mud Pressured up To 500 P.S.I. (Plugged OFF OK)			

Company Time Cont'r Time 24'

Totco Ring on Bit No. _____ D.P. Calipered Date _____ Results _____ From Pipe Rack _____

B.O.P. Test-Operated _____ Time _____ Results _____

Total Contractor Time _____ Hrs. Toolpusher _____

Total Company Time _____ Hrs. Approved by D. C. Moore

TRI-CITY DRILLING (1968) LTD. Aquitt Brackett LC - 21

DAILY DRILLING REPORT

OPERATOR

DAY WORK RECORD

NOTE—Please show FOOTAGE made while "Control Drilling" as well as HOURS.

RIG No. 2 LOCATION Aquitt Brackett Lake C-21 AREA DATE Feb 15 1973

Tour — Midnight - 8 a.m.

Specify actual hours worked	Hrs.
Driller C. L. Kelliher	8
Derrick F. Sashuk	8
Floor	
Floor B. Appleton	8
Floor	
Motor R. Veleau	8
Mechanic	
Extra	

Injuries: Nil

Fires:

From	Footage	To	Hrs. on Bottom	Wt. Drill String (1000 lbs.)	DRILL COLLARS No	OD	ID	Wgt	FUEL 7:00 am Gals.	WATER Bbls.	COAL Tons
4926	47	4973	6½	130m	20	6"	2¼	40	22,00		

BITS No	Size	Type	Size Jets	Serial No.	Weight	R P M	Ft Drilled	Hrs	Feet Reamed	Hrs	CONDITION
11	7¾	M88	Nil	412915	40	40	187	31¼			1 N

MUD	12 Mn.	2 a.m.	4 a.m.	6 a.m.
WEIGHT	8.8	8.8	8.9	8.9
VISCOSITY	95	100	115	115
GEL				

PUMPS					
No. 1	Pressure	300	300	300	300
Model D 300	S P M	62	62	62	62
	Liner Size	5 x 14			
No. 2	Pressure				
Model D 300	S P M				
	Liner Size	5 x 14			

W.L. F.C. pH.

Additives: Gel - 10350 #; Kwik Seal - 25 sx; Caustic - 300 #; ~~Cement~~ -

At Surveys Degree

MOTOR HOURS 1 2 3 4 5 | Next Oil Change

Size	TRIPS	No. Lines	TON MILES	TOTAL MILES	Slip Feet or Cut	Feet Left on Spool	Next Slip
1		8					

General: Lost 210 BBLS Mud To Formation

Stands 69; Singles 1; D Collars 570.33; Other Ft; C B Ft; Subs Ft; Ft Up On Kelly 1N; TOTAL 4973

REMARKS	Time Start	Stop	Interval
Service Rig	12.00	12.15	¼
Drill	12.15	4.15	4
Clean Out Pump	4.15	4.45	½
Drill	4.45	7.15	2¾
Circ Sample	7.15	8.00	¾

Company Time Cont'r Time

Tour — 8 a.m. to 4 p.m.

Specify actual hours worked	Hrs.
Driller H. Flett	8
Derrick L. Lambert	8
Floor T. Paul	8
Floor	
Floor	
Motor R. Lizotte	8
Mechanic	
Extra	

Injuries:

Fires:

From	Footage	To	Hrs. on Bottom	Wt. Drill String (1000 lbs.)	DRILL COLLARS No	O.D.	I.D	Wgt.	FUEL Gals.	WATER Bbls.	COAL Tons
4973	50	5023	6½		20	6	2¼				

BITS No.	Size	Type	Size Jets	Serial No.	Weight	R.P.M.	Ft. Drilled	Hrs.	Feet Reamed	Hrs.	CONDITION
11	7¾	M88	Nil	412915	40	40	237	37½			

MUD	8 a.m.	10 a.m.	12 Noon	2 p.m.
WEIGHT	8.9	8.9	8.9	
VISCOSITY	74	75		
GEL				

PUMPS					
No. 1	Pressure	300	300	300	
Model	S.P.M.	62	62	62	
	Liner Size	5 x 14			
No. 2	Pressure				
Model	S.P.M.				
	Liner Size				

W.L. F.C. pH.

Additives: Gel 4200; Kwik Seal 70 Sax; Caustic 200; Cement 200

At Surveys Degree

MOTOR HOURS 1 2 3 4 5 | Next Oil Change

Size	TRIPS	No. Lines	TON MILES	TOTAL MILES	Slip Feet or Cut	Feet Left on Spool	Next Slip

General: Lost 100 BBLs Mud To Formation

Stands 70; Singles 1; D. Collars 570.33; Other Ft.; C B. Ft; Subs. Ft.; Ft Up On Kelly 12; TOTAL 5023

REMARKS	Time Start	Stop	Interval
Circ Sample	8.00	9.30	
Drill 7⅞ Hole	9.30	3.45	
Work on pump	3.45	4.00	

Company Time Cont'r Time

Tour — 4 p.m. to Midnight

Specify actual hours worked	Hrs.
Driller J. Jandl	8
Derrick W. Ratzlaff	8
Floor D. Clark	8
Floor	
Floor	
Motor B. Hatch	8
Mechanic	
Extra	

Injuries:

Fires:

From	Footage	To	Hrs. on Bottom	Wt. Drill String (1000 lbs.)	DRILL COLLARS No	O.D.	I.D	Wgt.	FUEL Gals.	WATER Bbls.	COAL Tons
5023	18	5041	3¼		20	6	2¼				

BITS No.	Size	Type	Size Jets	Serial No.	Weight	R.P.M.	Ft. Drilled	Hrs.	Feet Reamed	Hrs.	CONDITION
11	7⅞	M88	–	412915	40	50	255	40¼			

MUD	4 p.m.	6 p.m.	8 p.m.	10 p.m.
WEIGHT		8.9		
VISCOSITY		78		
GEL				

PUMPS					
No. 1	Pressure		300		
Model D 300	S.P.M.		74		
	Liner Size				
No. 2	Pressure				
Model	S.P.M.				
	Liner Size				

W.L. F.C. pH.

Additives: Gel #1800; Kwik Seal 29 Sax; Caustic #100

At Surveys Degree

MOTOR HOURS 1 2 3 4 5 | Next Oil Change

Size	TRIPS	No. Lines	TON MILES	TOTAL MILES	Slip Feet or Cut	Feet Left on Spool	Next Slip

General: Lost 100 BBLs To Formation

Stands 71; Singles; D. Collars 570.33; Other Ft. 38.60; C.B. Ft.; Subs. Ft.; Ft. Up On Kelly 26; TOTAL 5041

REMARKS	Time Start	Stop	Interval
Drill 7⅞ Hole	4.00	7.15	3¼
Circ Sample	7.15	8.15	1
Hoist Bit	8.15	9.15	1
Work on Drawworks chain	9.15	10.00	¾
Hoist Bit To Run Plug (Wet and Tight)	10.00	12.00	2

Company Time Cont'r Time

Total Drilling on Bit No. _____ D.P. Calipered Date _____ Results _____ From Pipe Rack _____ Total Contractor Time _____ Hrs. Toolpusher H. Jandl

B.O.P. Test-Operated _____ Time _____ Results _____ Total Company Time _____ Hrs. Approved by D. E. Moore

TRI-CITY DRILLING (1968) LTD. Aquitt Brackett LC - 21

DAILY DRILLING REPORT

OPERATOR

DAY WORK RECORD

NOTE—Please show FOOTAGE made while "Control Drilling" as well as HOURS.

RIG No. 2 LOCATION Aquitt Brackett Lake C-21 AREA DATE Feb. 14 1973

Tour — Midnight - 8 a.m.

Specify actual hours worked	Hrs.
Driller C. L. Kelliher	8
Derrick F. Sashuk	8
Floor	
Floor B. Appleton	8
Floor	
Motor R. Vezeau	8
Mechanic	
Extra	

Injuries: Nil

Fires:

From	Footage	To	Hrs. on Bottom	Wt. Drill String (1000 lbs.)	DRILL COLLARS No.	O.D.	I.D.	Wgt.	FUEL 1900 Gals	WATER Bbls	COAL Tons
4804	39	4843	7¾	130	20	6"	2⅞	40			

BITS No.	Size	Type	Size Jets	Serial No.	Weight	R.P.M.	Ft. Drilled	Hrs.	Feet Reamed	Hrs.	CONDITION
11	7⅞	M88	Nil	412915	40	40	57	10¾			1D

MUD	12 Mn.	2 a.m.	4 a.m.	6 a.m.
WEIGHT	9.0	9.0	9.0	9.0
VISCOSITY	90	88	100	94
GEL				

PUMPS		12 Mn.	2 a.m.	4 a.m.	6 a.m.
No. 1 Model D 300	Pressure	400	400	400	400
	S.P.M.	72	72	72	72
	Liner Size	5 x 14			
No. 2 Model D 300	Pressure				
	S.P.M.				
	Liner Size	5 x 14			

Additives: Gel - 800 #; Sawdust - 60 sax; Caustic - 100 #

At Surveys Degree

MOTOR HOURS 1 2 3 4 5

Next Oil Change

Size	TRIPS	No. Lines	TON MILES	TOTAL MILES	Slip Feet or Cut	Feet Left on Spool	Next Slip
1		8					

General: Lost 30 Bbls Mud To Formation

W.L. 11 F.C. 2/32 pH. 12

Stands 67; Singles 1; D. Collars 570.33; Other Ft; C.B. Ft; Subs Ft; Ft. Up On Kelly 6; TOTAL 4843

REMARKS	Time Start	Stop	Interval
Service Rig	12.00	12.15	¼
Drill	12.15	8.00	7¾

Company Time Cont'r Time

Tour — 8 a.m. to 4 p.m.

Specify actual hours worked	Hrs.
Driller H. Flett	12
Derrick L. Lambert	12
Floor T. Paul	12
Floor	
Floor	
Motor R. Lizotte	12
Mechanic	
Extra	

Injuries:

Fires:

From	Footage	To	Hrs. on Bottom	Wt. Drill String (1000 lbs.)	DRILL COLLARS No.	O.D.	I.D.	Wgt.	FUEL Gals	WATER Bbls.	COAL Tons
4843	46	4889	7½	130	20	6	2⅞	40			

BITS No.	Size	Type	Size Jets	Serial No.	Weight	R.P.M.	Ft. Drilled	Hrs.	Feet Reamed	Hrs.	CONDITION
11	7⅞	M88	Nil	412915	40	50	103	18¼			

MUD	8 a.m.	10 a.m.	12 Noon	2 p.m.
WEIGHT	9.0	9.0	9.0	9.0
VISCOSITY	110	100	102	100
GEL				

PUMPS		8 a.m.	10 a.m.	12 Noon	2 p.m.
No. 1 Model D 300	Pressure	400	400	400	400
	S.P.M.	72	72	72	72
	Liner Size	5 x 14			
No. 2 Model D 300	Pressure				
	S.P.M.				
	Liner Size				

Additives

At Surveys Degree

MOTOR HOURS 1 2 3 4 5

Next Oil Change

Size	TRIPS	No. Lines	TON MILES	TOTAL MILES	Slip Feet or Cut	Feet Left on Spool	Next Slip

General: Lost 60 Bbls Mud To Formation

W.L. 14 F.C. 2/32 pH. 12.5

Stands 68; Singles 1; D. Collars 570.33; Other Ft; C.B. Ft; Subs. Ft.; Ft. Up On Kelly 23; TOTAL 4889

REMARKS	Time Start	Stop	Interval
Drill 7⅞ Hole	8.00	9.15	1¼
Rig Service Bops	9.15	9.30	¼
Drill 7⅞ Hole	9.30	4.00	6½

Company Time Cont'r Time

Tour — 4 p.m. to Midnight

Specify actual hours worked	Hrs.
Driller C. L. Kelliher	4
Derrick F. Sashuk	4
Floor	
Floor B. Appleton	4
Floor	
Motor R. Vezeau	4
Mechanic	
Extra	

Injuries: Nil

Fires:

From	Footage	To	Hrs. on Bottom	Wt. Drill String (1000 lbs.)	DRILL COLLARS No.	O.D.	I.D.	Wgt.	FUEL Gals	WATER Bbls.	COAL Tons
4889	37	4926	6½	130	20	6"	2⅞	40			

BITS No.	Size	Type	Size Jets	Serial No.	Weight	R.P.M.	Ft. Drilled	Hrs.	Feet Reamed	Hrs.	CONDITION
11	7⅞	M88	Nil	412915	40	40	140	24¾			1D

MUD	4 p.m.	6 p.m.	8 p.m.	10 p.m.
WEIGHT				9.0
VISCOSITY				95
GEL				

PUMPS		4 p.m.	6 p.m.	8 p.m.	10 p.m.
No. 1 Model D 300	Pressure				350
	S.P.M.				62
	Liner Size	5 x 14			
No. 2 Model D 300	Pressure				
	S.P.M.				
	Liner Size	5 x 14			

Additives: Gel - 7500 #; Sawdust - 76 sax; Caustic - 450 #; Cement - 8 sax; Kwik Seal - 116 sax

At Surveys Degree

MOTOR HOURS 1 2 3 4 5

Next Oil Change

Size	TRIPS	No. Lines	TON MILES	TOTAL MILES	Slip Feet or Cut	Feet Left on Spool	Next Slip

General: Lost 200 Bbls Mud To Formation

W.L. F.C. pH.

Stands 69; Singles; D. Collars 570.33; Other Ft.; C.B. Ft.; Subs. Ft.; Ft. Up On Kelly 17; TOTAL 4926

REMARKS	Time Start	Stop	Interval
Drill 7⅞ Hole	4.00	7.00	3
Mix Mud	7.00	8.00	1
Drill	8.00	9.00	1
Mix Mud	9.00	9.30	½
Drill	9.30	12.00	2½

Company Time Cont'r Time

Totco Ring on Bit No. _____ D.P. Calipered Date _____ Results _____ From Pipe Rack _____ Total Contractor Time _____ Hrs. Toolpusher H. Jandl

B.O.P. Test-Operated _____ Time _____ Results _____ Total Company Time _____ Hrs. Approved by D. B. Moore

TRI-CITY DRILLING (1968) LTD. Aquitt Brackett LS - 21

DAILY DRILLING REPORT

OPERATOR

DAY WORK RECORD

NOTE—Please show FOOTAGE made while "Control Drilling" as well as HOURS.

RIG No. 2 LOCATION Aquitt Brackett Lake C-21 AREA DATE Feb 13 1973

Tour — Midnight - 8 a.m.

Specify actual hours worked	Hrs.
Driller R.L. Kelliher	8
Derrick F. Sashuk	8
Floor	
Floor B. Appleton	8
Floor	
Motor R. Vezeau	8
Mechanic	
Extra	

Injuries: Nil

Fires:

From	Footage	To	Hrs. on Bottom	Wt. Drill String (1000 lbs.)	DRILL COLLARS No.	O.D.	I.D.	Wgt.	FUEL	WATER	COAL	Stands
4725	40	4765	7¼	125	20	6"	2⅞	40	@ 7 mm 2525 Gals	Bbls	Tons	66

BITS No.	Size	Type	Size Jets	Serial No.	Weight	R.P.M.	Ft. Drilled	Hrs	Feet Reamed	Hrs	CONDITION
10	7⅞	X55R	Nil	H2306	40	40	324	46			1 2

Singles 1; D Collars 570.33; Other Ft; C B Ft; Subs Ft; Ft Up On Kelly 21; TOTAL 4765

MUD	12 Mn.	2 a.m.	4 a.m.	6 a.m.
WEIGHT	9.0	9.1	9.1	9.1
VISCOSITY	95	76	88	85
GEL				

Additives: Gel - 800 #; Sawdust - 90 sax; Caustic - 100 #; Cement - 2 sax

At Surveys Degree

MOTOR HOURS 1 2 3 4 5 — Next Oil Change

PUMPS	No. 1	No. 2
Pressure	400	400
Model	D 300	D 300
S.P.M.	72	72
Liner Size	5 x 14	5 x 14

Size	TRIPS	No. Lines	TON MILES	TOTAL MILES	Slip	Feet or Cut	Feet Left on Spool	Next Slip
1		8						

General: Lost 50 BBL's Mud To Formation

W.L. 5 F.C. 2/32 pH 12

Time	Start	Stop	Interval
Service Rig	12.00	12.15	¼
Drill	12.15	6.30	6¼
Clean out Pump	6.30	7.00	½
Drill	7.00	8.00	1

Company Time Cont'r Time

Tour — 8 a.m. to 4 p.m.

Specify actual hours worked	Hrs.
Driller H Flett	12
Derrick L. Lambert	12
Floor T Pauk	12
Floor	
Floor	
Motor R Lizotte	12
Mechanic	
Extra	

Injuries:

Fires:

From	Footage	To	Hrs. on Bottom	Wt. Drill String (1000 lbs.)	DRILL COLLARS No.	O.D.	I.D.	Wgt.	FUEL	WATER	COAL	Stands
4765	21	4786	4½		20	6	2⅞		Gals	Bbls.	Tons	66

BITS No.	Size	Type	Size Jets	Serial No.	Weight	R.P.M.	Ft. Drilled	Hrs.	Feet Reamed	Hrs.	CONDITION
10	7⅞	X55R	Nil	H2306	40	40	345	50½			

Singles 1; D. Collars 570.33; Other Ft; C.B. Ft; Subs Ft; Ft Up On Kelly —; TOTAL 4786

MUD	8 a.m.	10 a.m.	12 Noon	2 p.m.
WEIGHT	9.0	9.0	9.0	
VISCOSITY	100	95	97	
GEL				

Additives: Gel # 800; Caustic # 100; Sawdust # 20 sax

At Surveys Degree: #2200 2.

MOTOR HOURS 1 2 3 4 5 — Next Oil Change

PUMPS	No. 1	No. 2
Pressure	400	400
Model		
S.P.M.	72	72
Liner Size		

Size	TRIPS	No. Lines	TON MILES	TOTAL MILES	Slip	Feet or Cut	Feet Left on Spool	Next Slip

General

W.L. F.C pH.

Time	Start	Stop	Interval
Drill 7⅞ Hole	800	845	¾
Clean Pump Screen	845	900	¼
Drill 7⅞ Hole	900	1215	3¼
Clean Pump Screen	1215	1230	¼
Drill 7⅞ Hole	1230	100	½
Rig Service & Bope	100	145	¼
Hoist 10 stands Drop Survey @ 4200 Hoist Bit	145	400	2¾

Company Time Cont'r Time

Tour — 4 p.m. to Midnight

Specify actual hours worked	Hrs.
Driller R.L. Kelliher	4
Derrick F. Sashuk	4
Floor	
Floor B. Appleton	4
Floor	
Motor R. Vezeau	4
Mechanic	
Extra	

Injuries: Nil

Fires:

From	Footage	To	Hrs. on Bottom	Wt. Drill String (1000 lbs.)	DRILL COLLARS No.	O.D.	I.D.	Wgt.	FUEL	WATER	COAL	Stands
4786	18	4804	3	130 m	20	6'	2⅞	40	Gals	Bbls.	Tons	67

BITS No.	Size	Type	Size Jets	Serial No.	Weight	R.P.M.	Ft. Drilled	Hrs.	Feet Reamed	Hrs.	CONDITION
11	7⅞	M88	Nil	H12915	40	40	18	3			1 1

Singles; D. Collars 570.33; Other Ft; C.B. Ft; Subs. Ft; Ft. Up On Kelly 14; TOTAL 4804

MUD	4 p.m.	6 p.m.	8 p.m.	10 p.m.
WEIGHT				9.0
VISCOSITY				85
GEL				

Additives: Gel - 800 #; Sawdust - 80 sax; Caustic - 100 #

At Surveys Degree

MOTOR HOURS 1 2 3 4 5 — Next Oil Change

PUMPS	No. 1	No. 2
Pressure		
Model	D 300	
S.P.M.		
Liner Size	5 x 14	

Size	TRIPS	No. Lines	TON MILES	TOTAL MILES	Slip	Feet or Cut	Feet Left on Spool	Next Slip
1		8						

General

W.L. F.C. pH.

Time	Start	Stop	Interval
Hoist Collar	400	430	½
Slip Line Change Indicator	430	530	1
Run in Bit	530	8.30	3
Clean 10' To Bottom	8.30	9.00	½
Drill	9.00	12.00	3

Company Time Cont'r Time

Totco Ring on Bit No. _____ D.P. Calipered Date _____ Results _____ From Pipe Rack _____

B.O.P. Test-Operated _____ Time _____ Results _____

Total Contractor Time _____ Hrs. Total Company Time _____ Hrs.

Toolpusher H. Jandl

Approved by R.C. Moore

TRI-CITY DRILLING (1968) LTD. Aquit Brackett Lake

DAILY DRILLING REPORT

OPERATOR **DAY WORK RECORD**

NOTE—Please show FOOTAGE made while "Control Drilling" as well as HOURS.

RIG No. 2 LOCATION Aquit Brackett Lake C-21 AREA DATE Feb 12 1973

Tour — Midnight - 8 a.m.

Specify actual hours worked	Hrs.
Driller C. L. Kelliher	8
Derrick F. Sashuk	8
Floor	
Floor B. Appleton	8
Floor	
Motor R. Vezeau	8
Mechanic	
Extra	

Injuries: Nil

Fires:

From	Footage	To	Hrs. on Bottom	Wt. Drill String (1000 lbs.)	DRILL COLLARS No.	O.D.	I.D.	Wgt.	FUEL @ 7 a.m. Gals	WATER Bbls.	COAL Tons
4566	52	4618	7 3/4	125	20	6"	2 3/4	40	3350		

BITS No.	Size	Type	Size Jets	Serial No.	Weight	R.P.M.	Ft. Drilled	Hrs.	Feet Reamed	Hrs.	CONDITION
10	7 7/8	X55R	Nil	42306	40	40	177	24 1/2			

MUD	12 Mn.	2 a.m.	4 a.m.	6 a.m.
WEIGHT	9.1	9.0	9.0	9.1
VISCOSITY	90	88	75	85
GEL				

PUMPS		12 Mn.	2 a.m.	4 a.m.	6 a.m.
No. 1	Pressure	400	400	400	400
Model D 300	S.P.M.	72	72	72	72
	Liner Size	5 x 14			
No. 2	Pressure				
Model D 300	S.P.M.				
	Liner Size	5 x 14			

Additives

At Surveys Degree

MOTOR HOURS 1 2 3 4 5 — Next Oil Change

Size	TRIPS	No. Lines	TON MILES	TOTAL MILES	Slip	Feet or Cut	Feet Left on Spool	Next Slip
1		8						

General

W.L. 6.0 F.C. 2/32 pH 12 Held Safety Meeting About Protecting Eyes

Stands 64 Singles D. Collars 590.33 Other Ft. C.B. Ft. Subs Ft. Ft Up On Kelly 14 TOTAL 4618

REMARKS	Time Start	Stop	Interval
Serv Rig	12.00	12.15	1/4
Drill	12.15	8.00	7 3/4

Company Time Cont'r Time

Tour — 8 a.m. to 4 p.m.

Specify actual hours worked	Hrs.
Driller H. Flett	12
Derrick L. Lambert	12
Floor T. Paul	12
Floor	
Floor	
Motor R. Lizotte	12
Mechanic	
Extra	

Injuries:

Fires:

From	Footage	To	Hrs. on Bottom	Wt. Drill String (1000 lbs.)	DRILL COLLARS No.	O.D.	I.D.	Wgt.	FUEL Gals.	WATER Bbls.	COAL Tons
4618	54	4672	7 1/2	125	20	6"	2 3/8				

BITS No.	Size	Type	Size Jets	Serial No.	Weight	R.P.M.	Ft. Drilled	Hrs.	Feet Reamed	Hrs.	CONDITION
10	7 7/8	X55R	Nil	42306	40	40	231	31			

MUD	8 a.m.	10 a.m.	12 Noon	2 p.m.
WEIGHT	9.1	9.0	9.0	9.0
VISCOSITY	82	92	92	90
GEL				

PUMPS		8 a.m.	10 a.m.	12 Noon	2 p.m.
No. 1	Pressure	400	400	400	400
Model D 300	S.P.M.	72	72	72	72
	Liner Size	5X	14		
No. 2	Pressure				
Model D 300	S.P.M.				
	Liner Size				

Additives

At Surveys Degree

MOTOR HOURS 1 2 3 4 5 — Next Oil Change

Size	TRIPS	No. Lines	TON MILES	TOTAL MILES	Slip	Feet or Cut	Feet Left on Spool	Next Slip
1		8						

General

W.L. 12.4 F.C. 2/32 pH. 12

Stands 65 Singles D. Collars 590.33 Other Ft. C.B. Ft. Subs. Ft. Ft. Up On Kelly 23 TOTAL 4672

REMARKS	Time Start	Stop	Interval
Drill 7 7/8 Hole	800	915	1 1/4
Rig Service B.O.P.S	915	930	1/4
Drill 7 7/8 Hole	930	230	5
Clean Pump Screen	230	245	1/4
Drill 7 7/8 Hole	245	400	1 1/4

Company Time Cont'r Time

Tour — 4 p.m. to Midnight

Specify actual hours worked	Hrs.
Driller C. L. Kelliher	4
Derrick F. Sashuk	4
Floor	
Floor B. Appleton	4
Floor	
Motor R. Vezeau	4
Mechanic	
Extra	

Injuries: Nil

Fires:

From	Footage	To	Hrs. on Bottom	Wt. Drill String (1000 lbs.)	DRILL COLLARS No.	O.D.	I.D.	Wgt.	FUEL Gals.	WATER Bbls.	COAL Tons
4672	53	4725	7 3/4	125 m	20	6.	2 3/8				

BITS No.	Size	Type	Size Jets	Serial No.	Weight	R.P.M.	Ft. Drilled	Hrs.	Feet Reamed	Hrs.	CONDITION
10	7 7/8	X55R	Nil	42306	40 m	40	284	38 3/4			W

MUD	4 p.m.	6 p.m.	8 p.m.	10 p.m.
WEIGHT			9.0	9.0
VISCOSITY			85	90
GEL				

PUMPS		4 p.m.	6 p.m.	8 p.m.	10 p.m.
No. 1	Pressure			400	400
Model D 300	S.P.M.			72	72
	Liner Size	5 x 14			
No. 2	Pressure				
Model D 300	S.P.M.				
	Liner Size	5 x 14			

Additives

At Surveys Degree

MOTOR HOURS 1 2 3 4 5 — Next Oil Change

Size	TRIPS	No. Lines	TON MILES	TOTAL MILES	Slip	Feet or Cut	Feet Left on Spool	Next Slip
1		8						

General

W.L. F.C. pH.

Stands 61 Singles 1 D. Collars 590.33 Other Ft. C.B. Ft. Subs. Ft. Ft. Up On Kelly W TOTAL 4725

REMARKS	Time Start	Stop	Interval
Drill 7 7/8 Hole	400	645	2 3/4
Clean Pump Screen	645	700	1/4
Drill 7 7/8 Hole	700	12.00	5

Company Time Cont'r Time

Totco Ring on Bit No. _____ D.P. Calipered Date _____ Results _____ From Pipe Rack _____

B.O.P. Test-Operated _____ Time _____ Results _____

Total Contractor Time _____ Hrs. Total Company Time _____ Hrs.

Toolpusher _____ Approved by A. C. Moore

TRI-CITY DRILLING (1968) LTD.

Amoco Brackett LC 21

DAILY DRILLING REPORT

OPERATOR

DAY WORK RECORD

NOTE—Please show FOOTAGE made while "Control Drilling" as well as HOURS.

RIG No. 2 LOCATION Amoco Brackett Lake C-21 AREA DATE FEB. 11 1973

Tour — Midnight - 8 a.m.

Specify actual hours worked	Hrs.
Driller G.L. Kelliher	8
Derrick F. Sashuk	8
Floor	
Floor B. Appleton	8
Floor	
Motor R. Vezeau	8
Mechanic	
Extra	

Injuries: Nil

Fires:

From	Footage	To	Hrs. on Bottom	Wt. Drill String (1000 lbs.)	DRILL COLLARS No.	O.D.	I.D.	Wgt	FUEL @ 9 am	WATER Bbls.	COAL Tons
4441	23	4464	3 1/4	125 m	20	6"	2 7/8	40	2095 Gals.		

BITS No.	Size	Type	Size Jets	Serial No.	Weight	R.P.M.	Ft. Drilled	Hrs.	Feet Reamed	Hrs.	CONDITION
10	7 7/8	X55R	NIL	42306	40	40	23	3 1/4			IN

MUD	12 Mn.	2 a.m.	4 a.m.	6 a.m.
WEIGHT				9.0
VISCOSITY				80
GEL				
PUMPS No. 1 Pressure				400
Model D 300 S.P.M.				72
Liner Size	5 x 14			
No. 2 Pressure				
Model D 300 S.P.M.				
Liner Size	5 x 14			
W.L.	F.C.		pH.	

Additives: [redacted] Sawdust - 75 sax; Caustic - 200 #; Soda Ash - 50 #

At Surveys Degree

MOTOR HOURS 1 2 3 4 5 — Next Oil Change

Size	TRIPS	No. Lines	TON MILES	TOTAL MILES	Slip	Feet or Cut	Feet Left on Spool	Next Slip
1		8						

General: Lost 35 BBLS Mud To Formation

Stands 71; Singles 1; D Collars 570.33; Other Ft.; C.B. Ft.; Subs Ft.; Ft Up On Kelly 9; TOTAL 4473

REMARKS	Time Start	Stop	Interval
Trip For Bit (No Fill on Bottom)	12.00	4.30	4 1/2
Serv. Rig	4.30	4.45	1/4
Drill	4.45	8.00	3 1/4

Company Time Cont'r Time

Tour — 8 a.m. to 4 p.m.

Specify actual hours worked	Hrs.
Driller H. Flett	12
Derrick L. Lambert	12
Floor T. Paul	12
Floor	
Floor	
Motor R. Lizotte	12
Mechanic	
Extra	

Injuries:

Fires:

From	Footage	To	Hrs. on Bottom	Wt. Drill String (1000 lbs.)	DRILL COLLARS No.	O.D.	I.D.	Wgt.	FUEL Gals.	WATER Bbls.	COAL Tons
4464	56	4520	7 3/4	125 m	20	6"	2 7/8				

BITS No.	Size	Type	Size Jets	Serial No.	Weight	R.P.M.	Ft. Drilled	Hrs	Feet Reamed	Hrs.	CONDITION
10	7 7/8	X55R	NIL	42306	40	40	79	11			

MUD	8 a.m.	10 a.m.	12 Noon	2 p.m.
WEIGHT	9.0	9.0	9.0	9.1
VISCOSITY	80	80	89	90
GEL				
PUMPS No. 1 Pressure	400	400	400	400
Model D 300 S.P.M.	72	72	72	72
Liner Size	5 x 14			
No. 2 Pressure				
Model D 300 S.P.M.				
Liner Size				
W.L. 11.	F.C. 2/32		pH 12.	

Additives: Gel # 1000; Caustic # 100; [redacted]; Sawdust # 80; Cement # 2 sax

At Surveys Degree

MOTOR HOURS 1 2 3 4 5 — Next Oil Change

Size	TRIPS	No. Lines	TON MILES	TOTAL MILES	Slip	Feet or Cut	Feet Left on Spool	Next Slip

General: Lost 50 BBLS Mud To Formation

Stands 62; Singles 1; D. Collars 570.33; Other Ft.; C.B. Ft.; Subs. Ft. ~~160~~; Ft. Up On Kelly 15; TOTAL 4520

REMARKS	Time Start	Stop	Interval
Drill 7 7/8 Hole	800	930	1 1/2
Rig Service & Bops	930	945	1/4
Drill 7 7/8 Hole	945	400	6 1/4

Company Time Cont'r Time

Tour — 4 p.m. to Midnight

Specify actual hours worked	Hrs.
Driller G.L. Kelliher	4
Derrick F. Sashuk	4
Floor	
Floor B. Appleton	4
Floor	
Motor R. Vezeau	4
Mechanic	
Extra	

Injuries: Nil

Fires:

From	Footage	To	Hrs. on Bottom	Wt. Drill String (1000 lbs.)	DRILL COLLARS No.	O.D.	I.D.	Wgt.	FUEL Gals.	WATER Bbls.	COAL Tons
4520	46	4566	5 3/4	125 m	20	6"	2 7/8				

BITS No.	Size	Type	Size Jets	Serial No.	Weight	R.P.M.	Ft. Drilled	Hrs.	Feet Reamed	Hrs.	CONDITION
10	7 7/8	X55R	Nil	42306	40	40	125	16 3/4			IN

MUD	4 p.m.	6 p.m.	8 p.m.	10 p.m.
WEIGHT	9.1	9.1	9.1	9.1
VISCOSITY	90	90	90	85
GEL				
PUMPS No. 1 Pressure	400	400	400	400
Model D 300 S.P.M.	72	72	72	72
Liner Size	5 x 14			
No. 2 Pressure				
Model D 300 S.P.M.				
Liner Size	5 x 14			
W.L.	F.C.		pH.	

Additives: Gel - 1000 # ; Sawdust - 75 sax; Caustic - 100 # ; Cement 2 sax

At Surveys Degree

MOTOR HOURS 1 2 3 4 5 — Next Oil Change

Size	TRIPS	No. Lines	TON MILES	TOTAL MILES	Slip	Feet or Cut	Feet Left on Spool	Next Slip
1		8						

General: Lost 25 BBLS Mud To Formation

Stands 63; Singles; D. Collars 570.33; Other Ft.; C.B. Ft.; Subs. Ft. ~~160~~; Ft. Up On Kelly 3; TOTAL 4566

REMARKS	Time Start	Stop	Interval
Drill 7 7/8 Hole	4.00	9.45	5 3/4
Circ Sample (Serv. Rig)	9.45	10.45	1
Drill	10.45	12.00	1 1/4

Company Time Cont'r Time

Totco Ring on Bit No. _____ D.P. Calipered Date _____ Results _____ From Pipe Rack _____ Total Contractor Time _____ Hrs. Toolpusher H. Jandl.

B.O.P. Test-Operated _____ Time _____ Results _____ Total Company Time _____ Hrs. Approved by _____

TRI-CITY DRILLING (1968) LTD. Aquit Brackett LC • 21

DAILY DRILLING REPORT

OPERATOR

DAY WORK RECORD

NOTE—Please show FOOTAGE made while "Control Drilling" as well as HOURS.

RIG No. 2 LOCATION Aquit Brackett Lake C-21 AREA DATE Feb 10 19 73

Tour — Midnight - 8 a.m.

Specify actual hours worked	Hrs.
Driller R.L. Kelliher	8
Derrick F. Sashuk	8
Floor	
Floor B. Appleton	8
Floor	
Motor R. Vezeau	8
Mechanic	
Extra	

Injuries: Nil

Fires:

From	Footage	To	Hrs. on Bottom	Wt. Drill String (1000 lbs.)	DRILL COLLARS No.	O.D.	I.D.	Wgt.	FUEL	WATER	COAL
4284	72	4356	9 3/4	120m	20	6	2 7/8	40	2911 Gals	Bbls.	Tons

BITS No.	Size	Type	Size Jets	Serial No.	Weight	R.P.M.	Ft. Drilled	Hrs.	Feet Reamed	Hrs	CONDITION
9	7 7/8	X55R	Nil	42309	40	40	112	11 3/4			1N

MUD	12 Mn.	2 a.m.	4 a.m.	6 a.m.
WEIGHT	9.0	9.0	9.0	9.0
VISCOSITY	80	90	85	90
GEL				

PUMPS	No. 1	No. 2
Pressure	400	400	400	400
Model D 300 S.P.M.	72	72	72	72
Liner Size	5 x 14	

W.L. F.C. pH

Additives: Fuel - 3000 #; Sawdust - 115 sax; Caustic - 200 #; Soda Ash - 200 #; Cement - 4 sax

At Surveys Degree

MOTOR HOURS 1 2 3 4 5

Next Oil Change

Size	TRIPS	No. Lines	TON MILES	TOTAL MILES	Slip	Feet or	Cut	Feet Left on Spool	Next Slip
1		8							

General: Lost 50 BBLS Mud To Formation

Stands 60 | Singles | D Collars 570.33 | Other Ft | C B Ft | Subs Ft | Ft. Up On Kelly 23 | TOTAL 4356

REMARKS	Time Start	Stop	Interval
Serv. Rig	12.00	12.15	1/4
Drill	12.15	8.00	7 3/4

Company Time Cont'r Time

Tour — 8 a.m. to 4 p.m.

Specify actual hours worked	Hrs.
Driller H. Flett	12
Derrick L. Lambert	12
Floor T. Paul	12
Floor	
Floor	
Motor R. Lizotte	12
Mechanic	
Extra	

Injuries:

Fires:

From	Footage	To	Hrs. on Bottom	Wt. Drill String (1000 lbs.)	DRILL COLLARS No.	O.D.	I.D.	Wgt.	FUEL Gals.	WATER Bbls	COAL Tons
4356	59	4415	7 3/4		20	6	2 7/8				

BITS No.	Size	Type	Size Jets	Serial No	Weight	R.P.M.	Ft. Drilled	Hrs.	Feet Reamed	Hrs.	CONDITION
9	7 7/8	X55R	Nil	42309	40	40	171	19 1/2			

MUD	8 a.m.	10 a.m.	12 Noon	2 p.m.
WEIGHT	9.0	9.0	9.0	9.0
VISCOSITY	90	85	80	90
GEL				

PUMPS	No. 1	No. 2
Pressure	400	400	400	400
Model S.P.M.	72	72	72	72
Liner Size	5 x 14	

W.L. 104 F.C. 2/32 pH 12.5

Additives: Gel # 1500; Sawdust # 115 sax; Caustic # 100; Cement # 2 sax; Soda-Ash # 100

At Surveys Degree

MOTOR HOURS 1 2 3 4 5

Next Oil Change

Size	TRIPS	No. Lines	TON MILES	TOTAL MILES	Slip	Feet or	Cut	Feet Left on Spool	Next Slip
1		8							

General: Lost 40 BBLS Mud To Formation

Stands 62 | Singles | D. Collars 570.33 | Other Ft. | C.B. Ft. | Subs. Ft. 160 | Ft. Up On Kelly 26 | TOTAL 4415

REMARKS	Time Start	Stop	Interval
Drill 7 7/8 Hole	800	11.00	3 1/4
Rig Service Bops	1100	11.15	1/4
Drill 7 7/8 Hole	11.15	4.00	4 3/4

Company Time Cont'r Time

Tour — 4 p.m. to Midnight

Specify actual hours worked	Hrs.
Driller R.L. Kelliher	4
Derrick F. Sashuk	4
Floor	
Floor B. Appleton	4
Floor	
Motor R. Vezeau	4
Mechanic	
Extra	

Injuries: Nil

Fires:

From	Footage	To	Hrs. on Bottom	Wt. Drill String (1000 lbs.)	DRILL COLLARS No.	O.D.	I.D.	Wgt.	FUEL Gals.	WATER Bbls.	COAL Tons
4415	26	4441	5 1/2	120	20	6	2 7/8				

BITS No.	Size	Type	Size Jets	Serial No.	Weight	R.P.M.	Ft. Drilled	Hrs.	Feet Reamed	Hrs.	CONDITION
9	7 7/8	X55R	Nil	42309	40	40	197	25			8-8-0

MUD	4 p.m.	6 p.m.	8 p.m.	10 p.m.
WEIGHT	9.1	9.1	9.1	
VISCOSITY	90	94	95	
GEL				

PUMPS	No. 1	No. 2
Pressure	400	400	400	
Model S.P.M.	72	72	72	
Liner Size	5 x 14	

W.L. F.C. pH.

Additives:

At Surveys Degree: 3000 6°

MOTOR HOURS 1 2 3 4 5

Next Oil Change

Size	TRIPS	No. Lines	TON MILES	TOTAL MILES	Slip	Feet or	Cut	Feet Left on Spool	Next Slip
1		8							

General: Lost 20 BBLS Mud To Formation

Stands 61 | Singles 1 | D. Collars 570.33 | Other Ft. | C.B. Ft. | Subs. Ft. | Ft. Up On Kelly 16 | TOTAL 4441

REMARKS	Time Start	Stop	Interval
Drill 7 7/8 Hole	400	9.30	5 1/2
Pump mud over from main tank	9.30	10.00	1/2
Blow Kelly	10.00	10.15	1/4
Hoist for Bit.	10.15		
Survey @ 3000'		12.00	1 3/4

Company Time Cont'r Time

Totco Ring on Bit No. _____ D.P. Calipered Date _____ Results _____ From Pipe Rack _____ Total Contractor Time _____ Hrs. Toolpusher H. Jandl.

B.O.P. Test-Operated _____ Time _____ Results _____ Total Company Time _____ Hrs. Approved by _____

TRI-CITY DRILLING (1968) LTD.

Aquit Brackett LC - 21

DAILY DRILLING REPORT

OPERATOR

DAY WORK RECORD

NOTE—Please show FOOTAGE made while "Control Drilling" as well as HOURS.

RIG No. 21 LOCATION Aquit Brackett L C-21 AREA DATE FEB 9 1973

Tour — Midnight - 8 a.m.

Specify actual hours worked	Hrs.
Driller P.L. Kelliher	8
Derrick E. Sashuk	8
Floor	
Floor	
Floor B. Appleton	8
Motor R. Vezeau	8
Mechanic	
Extra	

Injuries: Nil

Fires:

From	Footage	To	Hrs. on Bottom	Wt. Drill String (1000 lbs.)	DRILL COLLARS No.	O.D.	I.D.	Wgt.	FUEL Gals.	WATER Bbls.	COAL Tons
4142	94	4236	7 3/4	120 m	20	6"	2 7/8	40			

BITS No.	Size	Type	Size Jets	Serial No.	Weight	R.P.M.	Ft. Drilled	Hrs	Feet Reamed	Hrs	CONDITION
8	7 7/8	XSSR	Nil	42294	40 m	120	309	23 3/4			1 2

Stands 58 | Singles | D. Collars 570.33 | Other Ft. | C.B. Ft. | Subs. Ft. 10.50 | Ft. Up On Kelly 28 | TOTAL 4236

MUD	12 Mn.	2 a.m.	4 a.m.	6 a.m.
WEIGHT	9.0	9.0	9.0	9.0
VISCOSITY	60	75	90	90
GEL				

Additives: Gel - 3650 #; Fiber Seal - 5 sax; Caustic - 300 #; Cement - 4 sax; Sawdust - 400 sax; Soda Ash - 200 #

At Surveys Degree

MOTOR HOURS 1 2 3 4 5 | Next Oil Change

PUMPS	No. 1	No. 2
Pressure	400	400
Model	D 300	D 300
S.P.M.	72	72
Liner Size	5x14	5x14

Size	TRIPS	No. Lines	TON MILES	TOTAL MILES	Slip	Feet or	Cut	Feet Left on Spool	Next Slip
1		8							

General: Lost 350 BBLS mud to formation

W.L. F.C. pH.

Time Start	Stop	Interval	REMARKS
12.00	12.30	1/2	Mix Mud (Serv Rig)
12.30	8.00	7 1/2	Drill

Company Time Cont'r Time

Tour — 8 a.m. to 4 p.m.

Specify actual hours worked	Hrs.
Driller H Flett	12
Derrick L Lambert	12
Floor T Paul	12
Floor	
Floor	
Motor R Lizotte	12
Mechanic	
Extra	

Injuries:

Fires:

From	Footage	To	Hrs. on Bottom	Wt. Drill String (1000 lbs.)	DRILL COLLARS No.	O.D.	I.D.	Wgt.	FUEL Gals.	WATER Bbls.	COAL Tons
4236	5	4241	3/4		20	6	2 7/8	40			

BITS No.	Size	Type	Size Jets	Serial No.	Weight	R.P.M.	Ft. Drilled	Hrs.	Feet Reamed	Hrs.	CONDITION
8	7 7/8	XSSR	Nil	42294	40	120	314	24 1/2			Lock
9	7 7/8	XSSR	Nil	42309							5-7-I Missing

Stands 58 | Singles | D. Collars 570.33 | Other Ft. | C.B. Ft. | Subs. Ft. 10.50 | Ft. Up On Kelly 23 | TOTAL 4241

MUD	8 a.m.	10 a.m.	12 Noon	2 p.m.
WEIGHT				
VISCOSITY				
GEL				

Additives: Sawdust # 20 sax; Caustic # 100; Gel - # 2000

At Surveys Degree: 3511 2 1/2

MOTOR HOURS 1 2 3 4 5 | Next Oil Change

PUMPS	No. 1	No. 2
Pressure		
Model		
S.P.M.		
Liner Size		

Size	TRIPS	No. Lines	TON MILES	TOTAL MILES	Slip	Feet or	Cut	Feet Left on Spool	Next Slip

General

W.L. F.C. pH.

Time Start	Stop	Interval	REMARKS
800	815		Drill 7 7/8 Hole
815	900		Clean Screen & Valves on pump
900	930		Drill 7 7/8 Hole
930	1000		Circ Sample
1000	1015		Rig Service Bops
1015			Hoist 12 Stands Run Survey @ 3511. Hoist Bit Tight Hole
		400	Run in Collar Slip 20 ft Line

Company Time Cont'r Time

Tour — 4 p.m. to Midnight

Specify actual hours worked	Hrs.
Driller P.L. Kelliher	4
Derrick E Sashuk	4
Floor	
Floor B Appleton	4
Floor	
Motor R Vezeau	4
Mechanic	
Extra	

Injuries:

Fires: Nil

From	Footage	To	Hrs. on Bottom	Wt. Drill String (1000 lbs.)	DRILL COLLARS No.	O.D.	I.D.	Wgt.	FUEL Gals.	WATER Bbls.	COAL Tons
4241	43	4284	4	120	20	6"	2 7/8	40			

BITS No.	Size	Type	Size Jets	Serial No.	Weight	R.P.M.	Ft. Drilled	Hrs.	Feet Reamed	Hrs.	CONDITION
9	7 7/8	XSSR	Nil	42309	40	80	43	4			IN

Stands 58 | Singles 1 | D Collars 570.33 | Other Ft. | C.B. Ft. | Subs. Ft. | Ft. Up On Kelly IN | TOTAL 4284

MUD	4 p.m.	6 p.m.	8 p.m.	10 p.m.
WEIGHT			9.0	9.0
VISCOSITY			60	80
GEL				

Additives: Gel - 2300 #; Caustic - 200 #; Sawdust - 110 sax

At Surveys Degree

MOTOR HOURS 1 2 3 4 5 | Next Oil Change

PUMPS	No. 1	No. 2
Pressure		
Model	D 300	D 300
S.P.M.		
Liner Size	5x14	5x14

Size	TRIPS	No. Lines	TON MILES	TOTAL MILES	Slip	Feet or	Cut	Feet Left on Spool	Next Slip
1		8							

General: Lost 100 BBLS Mud To Formation.

W.L. F.C. pH.

Time Start	Stop	Interval	REMARKS
400	415	1/4	Rig Service
415	600	1 3/4	Run in Bit
600	730	1 1/2	Ream to Bottom 70 ft
730	8.00	1/2	Work on pump Clutch
8.00	12.00	4	Drill

Company Time Cont'r Time

Totco Ring on Bit No. _____ D.P. Calipered Date _____ Results _____ From Pipe Rack _____

B.O.P. Test-Operated _____ Time _____ Results _____

Total Contractor Time _____ Hrs. Total Company Time _____ Hrs.

Toolpusher H. Dowell

Approved by _____

TRI-CITY DRILLING (1968) LTD. Aquit Brackett LC - 21

DAILY DRILLING REPORT

OPERATOR **DAY WORK RECORD**

NOTE—Please show FOOTAGE made while "Control Drilling" as well as HOURS.

RIG No. 2 LOCATION Aquit Brackett L AREA C-21 DATE Feb 8 1973

Tour — Midnight - 8 a.m.

Specify actual hours worked	Hrs.
Driller J. JANDL	8
Derrick W RATZOK	8
Floor D. CLARK	8
Floor	
Floor	
Motor F FLETT	8
Mechanic	
Extra	

Injuries:

Fires:

From	Footage	To	Hrs. on Bottom	Wt. Drill String (1000 lbs)	DRILL COLLARS No.	O.D	I.D.	Wgt	FUEL Gals	WATER Bbls	COAL Tons
3927	21	3948	2¼	120	20	6	2 7/8				

BITS No.	Size	Type	Size Jets	Serial No.	Weight	R.P.M.	Ft. Drilled	Hrs	Feet Reamed	Hrs	CONDITION
7	7 7/8	H74G	Con	901454	30	60	36	9¼			5 4 1
8	7 7/8	X55R	Ont	42294	40	55	21	2¾			

MUD	12 Mn.	2 a.m.	4 a.m.	6 a.m.
WEIGHT				9.2
VISCOSITY				65
GEL				
PUMPS No. 1 Pressure				400
Model D300 S.P.M				74
Liner Size		5X14		
No. 2 Pressure				
Model S.P.M				
Liner Size				

W.L. F.C. pH.

Additives: Kwik Seal 35 Sacks; Caustic #100; Super Col 30 Sacks

At Surveys Degree: 3000 7¼

MOTOR HOURS 1 2 3 4 5

Next Oil Change

Size	TRIPS	No. Lines	TON MILES	TOTAL MILES	Slip Feet or Cut	Feet Left on Spool	Next Slip

General

Stands / Singles / D. Collars 570.33 / Other Ft. 38 60 / C.B. Ft. / Subs. Ft. 10.50 / Ft. Up On Kelly / TOTAL 3948

Tour — 8 a.m. to 4 p.m.

Specify actual hours worked	Hrs.
Driller R.L. KELLIHER	8
Derrick F. SOSHUK	8
Floor	
Floor B. APPLETON	8
Floor	
Motor R VERLEAU	8
Mechanic	
Extra	

Injuries: NIL

Fires:

From	Footage	To	Hrs. on Bottom	Wt. Drill String (1000 lbs.)	DRILL COLLARS No.	O.D.	I.D.	Wgt.	FUEL Gals	WATER Bbls.	COAL Tons
3948	98	4046	7¾	120 m	20	6"	2 7/8	40			

BITS No.	Size	Type	Size Jets	Serial No.	Weight	R.P.M.	Ft. Drilled	Hrs.	Feet Reamed	Hrs.	CONDITION
8	7 7/8	X55R	NIL	42294	40	120	119	10			1 N

MUD	8 a.m.	10 a.m.	12 Noon	2 p.m.
WEIGHT	9.1	9.1	9.1	9.0
VISCOSITY	68	65	60	70
GEL				
PUMPS No. 1 Pressure	400	400	400	400
Model D300 S.P.M.	72	72	72	72
Liner Size	5X14			
No. 2 Pressure				
Model D300 S.P.M.				
Liner Size	5X14			

W.L. F.C. pH.

Additives: Gel - 1750# ; Fiber Seal - 99 sax ; Soda Ash - 200# ; Cement - 4 sax ; Caustic - 200#

At Surveys Degree

MOTOR HOURS 1 2 3 4 5

Next Oil Change

Size	TRIPS	No. Lines	TON MILES	TOTAL MILES	Slip Feet or Cut	Feet Left on Spool	Next Slip
1		8					

General: LOST 140 BBLS MUD TO FORMATION

Stands 54 / Singles / D. Collars 570.33 / Other Ft. / C.B. Ft. / Subs. Ft. 10.50 / Ft. Up On Kelly 12 / TOTAL 4046

Tour — 4 p.m. to Midnight

Specify actual hours worked	Hrs.
Driller H FLETT	8
Derrick L LAMBERT	8
Floor T PAUL	8
Floor	
Floor	
Motor R. LIZOTTE	8
Mechanic	
Extra	

Injuries:

Fires:

From	Footage	To	Hrs. on Bottom	Wt. Drill String (1000 lbs.)	DRILL COLLARS No.	O.D.	I.D.	Wgt.	FUEL Gals	WATER Bbls.	COAL Tons
4046	96	4142	6¼	120m	20	6	2 7/8				

BITS No.	Size	Type	Size Jets	Serial No.	Weight	R.P.M.	Ft. Drilled	Hrs.	Feet Reamed	Hrs.	CONDITION
8	7 7/8	X55R	NIL	42294	40	120	215	16¼			

MUD	4 p.m.	6 p.m.	8 p.m.	10 p.m.
WEIGHT	9.0	9.0	9.1	9.0
VISCOSITY	71	69	55	52
GEL				
PUMPS No. 1 Pressure	400	400	400	
Model D300 S.P.M.	72	72	72	
Liner Size	5 X 14			
No. 2 Pressure				
Model D300 S.P.M.				
Liner Size	5 X 14			

W.L. F.C. pH.

Additives: Gel = 2500 ; Kwik Seal # 70 sax ; Caustic #200 ; Cement 4 sax ; Sawdust 15 sax

At Surveys Degree

MOTOR HOURS 1 2 3 4 5

Next Oil Change

Size	TRIPS	No. Lines	TON MILES	TOTAL MILES	Slip Feet or Cut	Feet Left on Spool	Next Slip

General

Stands / Singles / D. Collars / Other Ft. / C.B. Ft. / Subs. Ft. / Ft. Up On Kelly / TOTAL

REMARKS	Time Start	Stop	Interval
Rig Serv.	12 00	12 15	¼
Hoist Bit	12 15	2 30	2¼
Run in with Bit	2 30		
~~Clean Pumps~~		5 15	2¼
Clean Screen and Valves on pump	5 15		
		5 45	½
Drill 7 7/8 Hole	5 45	8 00	2¼

Company Time / Cont'r Time

Clean Pump Screen, Serv Rig + Check BOP	8 00	8 15	¼
Drill	8 15	4 00	7¾

Company Time / Cont'r Time

Drill 7 7/8 Hole	400	430	½
Clean pump screen	430	445	¼
Drill 7 7/8 Hole	445	830	3¾
Clean pump screen & all valves	830	915	¾
Drill 7 7/8 Hole	915	1115	2
Mix mud	1115	1200	¾

Company Time / Cont'r Time

Totco Ring on Bit No. _____ D.P. Calipered Date _____ Results _____ From Pipe Rack _____

B.O.P. Test-Operated _____ Time _____ Results _____

Total Contractor Time _____ Hrs. Toolpusher Ben Hudson H. Jr.

Total Company Time _____ Hrs. Approved by _____

TRI-CITY DRILLING (1968) LTD.

DAILY DRILLING REPORT

RIG No. 2 LOCATION Aqui.T Aquit Brackett Le-21 T L AREA C.21 DATE Feb 7 1973

OPERATOR

DAY WORK RECORD

NOTE—Please show FOOTAGE made while "Control Drilling" as well as HOURS.

Tour — Midnight - 8 a.m.

Specify actual hours worked	Hrs.
Driller J. Jandl	12
Derrick W. RATZOY	12
Floor D. CLARK	12
Floor	
Floor	
Motor E FLETT	12
Mechanic	
Extra	

Injuries:

Fires:

From	Footage	To	Hrs. on Bottom	Wt Drill String (1000 lbs.)	DRILL COLLARS No	OD	ID	Wgt	FUEL Gals	WATER Bbls	COAL Tons
3881	10	3891	2	120	20	6	2 7/8				

BITS No.	Size	Type	Size Jets	Serial No.	Weight	R.P.M.	Ft. Drilled	Hrs.	Feet Reamed	Hrs.	CONDITION
3C	6 3/16	S		65-72	6-8	50	13	4 1/4			
7	7 7/8	Security	—	9011457							

MUD	12 Mn.	2 a.m.	4 a.m.	6 a.m.
WEIGHT	9.1	9.1		
VISCOSITY	68	65		
GEL				
PUMPS No. 1 Pressure	550	550		
Model D 300 S.P.M.	50			
Liner Size	5x14			
No. 2 Pressure				
Model D 300 S.P.M.				
Liner Size				

W.L. F.C. pH.

Additives: Super Col 2400 # / Kwik Seal 116 # / Sawdust 2 Sax / Mikol 100 # / Caustic 50 #

At Surveys Degree

MOTOR HOURS 1 2 3 4 5

Next Oil Change

Size	TRIPS	No. Lines	TON MILES	TOTAL MILES	Slip Feet or Cut	Feet Left on Spool	Next Slip

General

Stands 52 | Singles | D. Collars 586.70 | Other Ft 38 60 | C.B. Ft | Subs. Ft. | Ft. Up On Kelly | TOTAL 38.91

REMARKS	Time Start	Stop	Interval
Cut Core # 4	12 00	3.00	3
Hoist Core	3.00		
Tight and Wet		630	3 1/2
Recover Core	6.30	7.30	1
~~Rig Up~~ ~~Rig~~ Service Core Bbl	7.30	8.00	1/2

Tour — 8 a.m. to 4 p.m.

Specify actual hours worked	Hrs.
Driller F. Kellner	12
Derrick F. Cashuk	12
Floor	
Floor [illegible]	12
Floor	
Motor R. Vercau	12
Mechanic	
Extra	

Injuries:

Fires:

From	Footage	To	Hrs. on Bottom	Wt. Drill String (1000 lbs.)	DRILL COLLARS No.	O.D.	I.D.	Wgt.	FUEL Gals.	WATER Bbls.	COAL Tons
3891	8	3899	1 1/2	120 m	20	6"	2 7/8	40			

BITS No.	Size	Type	Size Jets	Serial No.	Weight	R.P.M.	Ft. Drilled	Hrs.	Feet Reamed	Hrs.	CONDITION
7	7 7/8	HTUG	Con	9011454	30/40	50	8	1 1/2	11	3	1D

MUD	8 a.m.	10 a.m.	12 Noon	2 p.m.
WEIGHT				8.9
VISCOSITY				42
GEL				
PUMPS No. 1 Pressure				450
Model D 300 S.P.M.				72
Liner Size	5x14			
No. 2 Pressure				
Model D 300 S.P.M.				
Liner Size	5x14			

W.L. F.C. pH.

Additives: Soda Ash - 300 # / Gel - 1600 # / Sawdust - 12 Bags / Fiber Seal - 21 Bags / Caustic - 50 # Bags

At Surveys Degree

MOTOR HOURS 1 2 3 4 5

Next Oil Change

Size	TRIPS	No. Lines	TON MILES	TOTAL MILES	Slip Feet or Cut	Feet Left on Spool	Next Slip
1		8					

General: Pipe Scrap 3884 on Board 3888.55 / Lost 60 Bbls mud to formation

Stands 52 | Singles 1 | D. Collars 570.33 | Other Ft | C.B. Ft. | Subs. Ft. | Ft. Up On Kelly 11 | TOTAL 3899

Company Time	Cont'r Time			
Service Rig + B.O.P		8.00	8.15	1/4
Run in w/bit (Strap Pipe)		8.15	11.30	3 1/4
Ream Run Hole		11.30	2.30	3
Drill		2.30	4.00	1 1/2

Tour — 4 p.m. to Midnight

Specify actual hours worked	Hrs.
Driller	
Derrick	
Floor	
Floor	
Floor	
Motor	
Mechanic	
Extra	

Injuries:

Fires:

From	Footage	To	Hrs. on Bottom	Wt. Drill String (1000 lbs.)	DRILL COLLARS No.	O.D.	I.D.	Wgt.	FUEL Gals.	WATER Bbls.	COAL Tons
3899	28	3927			20	6"	2 7/8	20			

BITS No.	Size	Type	Size Jets	Serial No.	Weight	R.P.M.	Ft. Drilled	Hrs.	Feet Reamed	Hrs.	CONDITION
7	7 7/8	HTUG	Con	9011454	30	60	36	9 1/4			

MUD	4 p.m.	6 p.m.	8 p.m.	10 p.m.
WEIGHT	8.9	8.9		
VISCOSITY	56	75		
GEL				
PUMPS No. 1 Pressure	450	450		
Model D 300 S.P.M.	72	72		
Liner Size	5x14			
No. 2 Pressure				
Model D 300 S.P.M.				
Liner Size	5x14			

W.L. F.C. pH.

Additives: Gel #1200 / Fiber Seal 9 Sax

At Surveys Degree

MOTOR HOURS 1 2 3 4 5

Next Oil Change

Size	TRIPS	No. Lines	TON MILES	TOTAL MILES	Slip Feet or Cut	Feet Left on Spool	Next Slip
1		8					

General

Stands 53 | Singles | D. Collars 590.33 | Other Ft. 38 60 | C.B. Ft. | Subs. Ft. | Ft. Up On Kelly 14 | TOTAL 3927

Company Time	Cont'r Time			
Service Rig		4.00	4.15	1/4
Drill		4.15	12.00	7 3/4

Totco Ring on Bit No. _____ D.P. Calipered Date _____ Results _____ From Pipe Rack _____

B.O.P. Test-Operated _____ Time _____ Results _____

Total Contractor Time _____ Hrs. Total Company Time _____ Hrs.

Toolpusher [illegible] Approved by _____

TRI-CITY DRILLING (1968) LTD.

DAILY DRILLING REPORT

Aquit Brackett LC - 21

RIG No. 2 LOCATION Aquit Brackett L AREA C-21 DATE Feb 6 1973

OPERATOR

DAY WORK RECORD

NOTE—Please show FOOTAGE made while "Control Drilling" as well as HOURS.

Tour — Midnight - 8 a.m.

Specify actual hours worked	Hrs.
Driller J Jandh	12
Derrick W RATZOY	12
Floor D Clark	12
Floor	
Floor	
Motor E FLETT	12
Mechanic	
Extra	

Injuries: D. Clark Injured arm

Fires:

From	Footage	To	Hrs. on Bottom	Wt Drill String (1000 lbs.)	DRILL COLLARS No	O.D	I.D	Wgt	FUEL Gals	WATER Bbls	COAL Tons
3838	—	3838	—	120	20	6	2 7/8				

BITS No.	Size	Type	Size Jets	Serial No.	Weight	R.P.M.	Ft. Drilled	Hrs	Feet Reamed	Hrs	CONDITION
5	7 7/8	X55R	3-12	42307	—	45	324	35½			8-8
6	7 7/8	RR WO7	3-12	43364							

MUD	12 Mn.	2 a.m.	4 a.m.	6 a.m.
WEIGHT	9.1			
VISCOSITY	60			
GEL				

Additives: Super Col #2000; Kwik Seal 5 Sacks; Mikah #50

At Surveys Degree | MOTOR HOURS 1 2 3 4 5 | Next Oil Change

PUMPS: No. 1 Pressure / Model / S.P.M. / Liner Size; No. 2 Pressure / Model / S.P.M. / Liner Size

Size	TRIPS	No. Lines	TON MILES	TOTAL MILES	Slip Feet or Cut	Feet Left on Spool	Next Slip

General: Run Junk Sub

W.L. F.C. pH.

Stands 51; Singles 1; D. Collars 586.50; Other Ft 38.60; C.B. Ft; Subs. Ft 14.10; Ft Up On Kelly 19; TOTAL 3838

REMARKS	Time Start	Stop	Interval
Cond. Mud	12.00	1.15	1 1/4
Rig Serv	1.15	1.30	1/4
Hoist Bit (Tight Hole)	1.30		
Strap Out		5.00	3½
Run in with Bit	5.00	7.05	2 1/4
Break Circ. Ream	7.15		
To Bottom		8.00	3/4

Company Time Cont'r Time

Tour — 8 a.m. to 4 p.m.

Specify actual hours worked	Hrs.
Driller C.L. Kelliner	12
Derrick F. Sabhuk	12
Floor	
Floor B. Appleton	12
Floor	
Motor R. Vezeau	12
Mechanic	
Extra	

Injuries: Nil

Fires:

From	Footage	To	Hrs. on Bottom	Wt. Drill String (1000 lbs.)	DRILL COLLARS No	O.D.	I.D.	Wgt.	FUEL Gals.	WATER Bbls.	COAL Tons
3838	48	3878	6½	120	20	6	2 7/8	40			

BITS No.	Size	Type	Size Jets	Serial No.	Weight	R.P.M.	Ft Drilled	Hrs.	Feet Reamed	Hrs.	CONDITION
6	7 7/8	WO7	3/12	RR	30	60	372	6½			1N

MUD	8 a.m.	10 a.m.	12 Noon	2 p.m.
WEIGHT	9.1	9.0	9.0	9.0
VISCOSITY	64	60	70	55
GEL				

Additives: Gel 2500#; Fiber Seal 5 sax; Melco - 150#; Sawdust - 20 sax

At Surveys Degree | MOTOR HOURS 1 2 3 4 5 | Next Oil Change

PUMPS: No. 1 Pressure 1050 1000 1400 400; Model D 300; S.P.M. 72 72 72 72; Liner Size 5x14; No. 2 Pressure; Model D 300; S.P.M.; Liner Size 5x14

Size	TRIPS	No. Lines	TON MILES	TOTAL MILES	Slip Feet or Cut	Feet Left on Spool	Next Slip
1		8					

General

W.L. F.C. pH.

Stands 52; Singles; D. Collars 586.50; Other Ft; C.B. Ft.; Subs. Ft. 14.10; Ft Up On Kelly 18; TOTAL 3878

REMARKS	Time Start	Stop	Interval
Serv Rig + Check B.O.P's	8.00	8.15	1/4
Ream 50 Feet Undergauged Hole	8.15	9.00	3/4
Drill	9.00	3.30	6½
Blow Kelly	3.30	3.45	1/4
Hoist For Core	3.45	4.00	1/4

Company Time Cont'r Time

Tour — 4 p.m. to Midnight

Specify actual hours worked	Hrs.
Driller	
Derrick	
Floor	
Floor	
Floor	
Motor	
Mechanic	
Extra	

Injuries:

Fires:

From	Footage	To	Hrs. on Bottom	Wt. Drill String (1000 lbs.)	DRILL COLLARS No	O.D.	I.D.	Wgt.	FUEL Gals.	WATER Bbls.	COAL Tons
3878	3	3881			20	6	2 7/8				

BITS No.	Size	Type	Size Jets	Serial No.	Weight	R.P.M.	Ft. Drilled	Hrs.	Feet Reamed	Hrs.	CONDITION
6	7 7/8	WO7	3/12	RR			372	6½			6-1-1
3C	6 3/16	4		45-72	6-8m	40	3	1 1/4			

MUD	4 p.m.	6 p.m.	8 p.m.	10 p.m.
WEIGHT				9.1
VISCOSITY				70
GEL				

Additives

At Surveys Degree | MOTOR HOURS 1 2 3 4 5 | Next Oil Change

PUMPS: No. 1 Pressure / Model / S.P.M. / Liner Size; No. 2 Pressure / Model / S.P.M. / Liner Size

Size	TRIPS	No. Lines	TON MILES	TOTAL MILES	Slip Feet or Cut	Feet Left on Spool	Next Slip

General

W.L. F.C. pH.

Stands 51; Singles 1; D. Collars 586.50; Other Ft. 38.60; C.B. Ft. 56.27; Subs. Ft.; Ft. Up On Kelly 21; TOTAL 3881

REMARKS	Time Start	Stop	Interval
Hoist To Core Make up BB	4.00	8.00	4
Run in To Cut Core # 4	8.00	10.15	2 1/4
Break Circ Rig Serv	10.15	10.45	1/4
Cut Core # 4	10.45	12.00	1 1/4
3878-91 Rec 13' Core # 4			

Company Time Cont'r Time

Totco Ring on Bit No. _____ D.P. Calipered Date _____ Results _____ From Pipe Rack _____

B.O.P. Test-Operated _____ Time _____ Results _____

Total Contractor Time _____ Hrs. Total Company Time _____ Hrs.

Toolpusher Ben Kuehn

Approved by _____

TRI-CITY DRILLING (1968) LTD.

Aquit Brackett LC - 21

DAILY DRILLING REPORT

OPERATOR

DAY WORK RECORD

NOTE—Please show FOOTAGE made while "Control Drilling" as well as HOURS.

RIG No. 2 LOCATION Aquit Brackett LC-21 AREA DATE Feb 5 1973

Tour — Midnight - 8 a.m.

Specify actual hours worked	Hrs.
Driller J Jandl	
Derrick W RATZOY	
Floor D. CLARK	
Floor	
Floor	
Motor E FLETT	
Mechanic	
Extra	

Injuries:

Fires:

From	Footage	To	Hrs. on Bottom	Wt. Drill String (1000 lbs.)	DRILL COLLARS No.	O.D	I.D	Wgt	FUEL Gals	WATER Bbls	COAL Tons
3638	95	3733	7 3/4	118	30	6	2 7/8				

BITS No.	Size	Type	Size Jets	Serial No.	Weight	R.P.M	Ft. Drilled	Hrs	Feet Reamed	Hrs	CONDITION
5	7 7/8	X55R	3-12	42307	38	45	219	21	4.0	1 3/4	

MUD	12 Mn.	2 a.m.	4 a.m.	6 a.m.
WEIGHT	8.7	8.9	8.9	9.1
VISCOSITY	34	36	36	40
GEL				

Additives: Gel #6000; Caustic #150; Mikol #200; Sawdust 9 Saxs

PUMPS	No. 1	No. 2
Pressure	1100	1350
Model D300 S.P.M.	72	60
Liner Size	5 X 14	

At Surveys Degree | MOTOR HOURS | Next Oil Change

Size	TRIPS	No. Lines	TON MILES	TOTAL MILES	Slip Feet or Cut	Feet Left on Spool	Next Slip

General: Lost 250 BBL To Formation

W.L. 8.2 F.C. 2/32 pH/0.5

Stands 49; Singles 1; D. Collars 586.60; Other Ft 38.60; C.B. Ft; Subs. Ft 11.50; Ft. Up On Kelly; TOTAL 3733

Tour — 8 a.m. to 4 p.m.

Specify actual hours worked	Hrs.
Driller P.L. KELLIHER	12
Derrick F. SOSHUK	12
Floor	
Floor B. APPLETON	12
Floor	
Motor R VELEAU	12
Mechanic	
Extra	

Injuries: NIL

Fires:

From	Footage	To	Hrs. on Bottom	Wt. Drill String (1000 lbs.)	DRILL COLLARS No.	O.D.	I.D.	Wgt.	FUEL Gals.	WATER Bbls.	COAL Tons
3733	61	3794	7 3/4	120 m	20	6"	2 7/8	40 m			

BITS No.	Size	Type	Size Jets	Serial No.	Weight	R.P.M.	Ft. Drilled	Hrs.	Feet Reamed	Hrs.	CONDITION
5	7 7/8	X55R	3/12	42307	30/40	40	280	28 3/4			1 2

MUD	8 a.m.	10 a.m.	12 Noon	2 p.m.
WEIGHT	9.0	9.0	8.9	8.9
VISCOSITY	42	50	45	45
GEL				

Additives: Milco - 50# ; Gel - 600#

PUMPS	No. 1	No. 2
Pressure	1050	1050
Model D300 S.P.M.	72	72
Liner Size	5 x 14	

At Surveys Degree | MOTOR HOURS | Next Oil Change

Size	TRIPS	No. Lines	TON MILES	TOTAL MILES	Slip Feet or Cut	Feet Left on Spool	Next Slip
1		8					

General

W.L. F.C. pH.

Stands 50; Singles 1; D. Collars 586.60; Other Ft; C.B. Ft.; Subs. Ft. 11.50; Ft. Up On Kelly 1 N; TOTAL 3794

Tour — 4 p.m. to Midnight

Specify actual hours worked	Hrs.
Driller	
Derrick	
Floor	
Floor	
Floor	
Motor	
Mechanic	
Extra	

Injuries:

Fires:

From	Footage	To	Hrs. on Bottom	Wt. Drill String (1000 lbs.)	DRILL COLLARS No.	O.D.	I.D.	Wgt	FUEL Gals.	WATER Bbls.	COAL Tons
3794	44	3838	6 3/4	120	20	6	2 7/8				

BITS No.	Size	Type	Size Jets	Serial No.	Weight	R.P.M.	Ft. Drilled	Hrs.	Feet Reamed	Hrs.	CONDITION
5	7 7/8	X55R	3/12	42307	38	45	324	35 1/2			

MUD	4 p.m.	6 p.m.	8 p.m.	10 p.m.
WEIGHT	9.0	9.0	9.0	
VISCOSITY	43	42	40	
GEL				

Additives: Gel - ~~300~~ # 4,000; Milco - 50 #

PUMPS	No. 1	No. 2
Pressure	1050	1050
Model D300 S.P.M.	72	74
Liner Size	5x14	

At Surveys Degree | MOTOR HOURS | Next Oil Change

Size	TRIPS	No. Lines	TON MILES	TOTAL MILES	Slip Feet or Cut	Feet Left on Spool	Next Slip
1		8					

General

W.L. F.C. pH.

Stands 51; Singles 1; D. Collars 586.50; Other Ft. 38.60; C.B. Ft.; Subs. Ft. 11.50; Ft. Up On Kelly 19; TOTAL 3838

DAY WORK RECORD

REMARKS	Time Start	Stop	Interval
Drill 7 7/8 Hole	12 00	2.30	2 3
Rig Serv	2.30	2.45	1/4
Drill 7 7/8 Hole	2.45	8 00	5 1/4
Company Time / Cont'r Time			
Service Rig + Check B.O.P's	8.00	8.15	1/4
Drill	8.15	4.00	7 3/4
Company Time / Cont'r Time			
Service Rig	4.00	4.15	1/4
Drill	4.15	11.00	6 3/4
Cond. Mud To Hoist For Bit	11.00	12.00	1
Company Time / Cont'r Time			

Totco Ring on Bit No. _____ D.P. Calipered Date _____ Results _____ From Pipe Rack _____

B.O.P. Test-Operated _____ Time _____ Results _____

Total Contractor Time _____ Hrs. Total Company Time _____ Hrs.

Toolpusher [signature]

Approved by _____

TRI-CITY DRILLING (1968) LTD.

DAILY DRILLING REPORT

RIG No. 2 LOCATION Aquit Brockell h C-21 (Aquit Brockett LC - 21) AREA _____ DATE Feb 4 1973

OPERATOR

DAY WORK RECORD

NOTE—Please show FOOTAGE made while "Control Drilling" as well as HOURS.

Tour — Midnight - 8 a.m.

Specify actual hours worked	Hrs.
Driller J. JANDL	12
Derrick W. RATZOY	12
Floor D. CLARK	12
Floor	
Floor	
Motor F. FLETT	12
Mechanic	
Extra	

Injuries:

Fires:

From	Footage	To	Hrs. on Bottom	Wt. Drill String (1000 lbs.)	DRILL COLLARS No	O.D	I.D	Wgt	FUEL Gals	WATER Bbls	COAL Tons
3495	19	3514	1½	104	20	6	2 7/8				

BITS No	Size	Type	Size Jets	Serial No.	Weight	R.P.M	Ft. Drilled	Hrs	Feet Reamed	Hrs	CONDITION
4	7 7/8	X55R	3-12	42303	38	45	704	26½			6-8-OUT
5	7 7/8	X55R	3-12	42307							

MUD	12 Mn.	2 a.m.	4 a.m.	6 a.m.
WEIGHT	9			
VISCOSITY	35			
GEL				

Additives: Gel 500 #

At Surveys Degree | MOTOR HOURS | Next Oil Change

PUMPS					
No. 1	Pressure	800			
Model D 300	S.P.M.	72			
	Liner Size	5 X 14			
No. 2	Pressure				
Model D 300	S.P.M.				
	Liner Size				

Size	TRIPS	No. Lines	TON MILES	TOTAL MILES	Slip Feet or Cut	Feet Left on Spool	Next Slip
1		8					

General

W.L. F.C. pH.

Stands 46 | Singles 1 | D. Collars 586.50 | Other Ft 38.60 | C.B. Ft | Subs Ft 11.50 | Ft Up On Kelly 28 | TOTAL 3514

REMARKS	Time Start	Stop	Interval
Drill 7 7/8 Hole	12.00	1.30	1½
Blow Kelly Hose T. For	1.30		
Bit (Tight Hole)		4.00	2½
Slip Line 30'	4.00	4.45	3/4
Run in with Bit	4.45	7.30	2¾
Break Circ. Ream under	7.30		
gauge Hole		8.00	½

Tour — 8 a.m. to 4 p.m.

Specify actual hours worked	Hrs.
Driller L.L. KELLHER	12
Derrick T. SHASHUK	12
Floor	
Floor B. APPLETON	12
Floor	
Motor R. VEZEAU	12
Mechanic	
Extra	

Injuries: NIL

Fires:

From	Footage	To	Hrs. on Bottom	Wt. Drill String (1000 lbs.)	DRILL COLLARS No	O.D.	I.D.	Wgt.	FUEL Gals.	WATER Bbls.	COAL Tons
3514	59	3573	6	120	20	6	2 7/8	40m		512	

BITS No	Size	Type	Size Jets	Serial No.	Weight	R.P.M.	Ft. Drilled	Hrs.	Feet Reamed	Hrs	CONDITION
5	7 7/8	X55R	3-12	42307	40	40	763	6	60	13¼	1N

MUD	8 a.m.	10 a.m.	12 Noon	2 p.m.
WEIGHT	8.4	8.8		8.6
VISCOSITY	37	37	38	37
GEL				

Additives: Gel 400# Sawdust 10 sack

At Surveys Degree | MOTOR HOURS 1 2 3 4 5 | Next Oil Change

PUMPS					
No. 1	Pressure				
Model D 300	S.P.M.				
	Liner Size	5 x 14			
No. 2	Pressure				
Model D 300	S.P.M.				
	Liner Size	5 x 14			

Size	TRIPS	No. Lines	TON MILES	TOTAL MILES	Slip Feet or Cut	Feet Left on Spool	Next Slip
1		8					

General: Lost 160 Bbls Mud To Formation

W.L. 10. F.C. 32 pH. 10.5

Stands 47 | Singles | D. Collars 586.50 | Other Ft | C.B. Ft | Subs. Ft. 11.50 | Ft. Up On Kelly 2 | TOTAL 3773

REMARKS	Time Start	Stop	Interval
Company Time Cont'r Time			
SER. RIG. + BOPS	8.00	8.15	¼
REAM. 60 feet.	8.15	10.00	1¾
DRILL	10.00	4.00	6

Tour — 4 p.m. to Midnight

Specify actual hours worked	Hrs.
Driller	
Derrick	
Floor	
Floor	
Floor	
Motor	
Mechanic	
Extra	

Injuries:

Fires:

From	Footage	To	Hrs. on Bottom	Wt. Drill String (1000 lbs.)	DRILL COLLARS No	O.D.	I.D.	Wgt.	FUEL Gals.	WATER Bbls.	COAL Tons
3573	65	3638	7¼	118	20	6	2 7/8	40m			

BITS No	Size	Type	Size Jets	Serial No.	Weight	R.P.M.	Ft. Drilled	Hrs.	Feet Reamed	Hrs.	CONDITION
5	7 7/8	X55R	3-12	42307	38	45	124	13¼			

MUD	4 p.m.	6 p.m.	8 p.m.	10 p.m.
WEIGHT	8.8	8.8	8.9	9
VISCOSITY	36	38	36	34
GEL				

Additives: Gel #1000

At Surveys Degree | MOTOR HOURS 1 2 3 4 5 | Next Oil Change

PUMPS					
No. 1	Pressure				600
Model D 300	S.P.M.				
	Liner Size	5 x 14			
No. 2	Pressure	600	600		
Model D 300	S.P.M.	64	64		
	Liner Size	5 x 14			

Size	TRIPS	No. Lines	TON MILES	TOTAL MILES	Slip Feet or Cut	Feet Left on Spool	Next Slip
1		8					

General

W.L. F.C. pH.

Stands 48 | Singles | D. Collars 586.50 | Other Ft. 38.60 | C.B. Ft. | Subs. Ft. 11.50 | Ft. Up On Kelly — | TOTAL 3638

REMARKS	Time Start	Stop	Interval
Company Time Cont'r Time			
SERV. RIG	4.00	4.15	¼
DRILL	4.15	8.15	4
Work on Pumps	8.15	8.30	¼
Drill 7 7/8 Hole	8.30	11.45	3¼
Clean pumps	11.45	12.00	¼

Totco Ring on Bit No. _____ D.P. Calipered Date _____ Results _____ From Pipe Rack _____ Total Contractor Time _____ Hrs. Toolpusher _____

B.O.P. Test-Operated _____ Time _____ Results _____ Total Company Time _____ Hrs. Approved by _____

TRI-CITY DRILLING (1968) LTD. Aquit Brackett LC - 21

DAILY DRILLING REPORT

OPERATOR **DAY WORK RECORD**

NOTE—Please show FOOTAGE made while "Control Drilling" as well as HOURS.

RIG No. 2 LOCATION Aquit Brackett LC-21 AREA _____ DATE Feb 3 1973

Tour — Midnight - 8 a.m.

Specify actual hours worked	Hrs.
Driller J. JANDL	12
Derrick W. RATZOY	12
Floor D. CLARK	12
Floor	
Floor	
Motor E FLETT	12
Mechanic	
Extra	

Injuries:

Fires:

From	Footage	To	Hrs. on Bottom	Wt. Drill String (1000 lbs.)	DRILL COLLARS No.	O.D.	I.D.	Wgt	FUEL Gals.	WATER Bbls.	COAL Tons
3270	68	3338	7	102	20	6	2 7/8				

BITS No.	Size	Type	Size Jets	Serial No.	Weight	R.P.M.	Ft. Drilled	Hrs.	Feet Reamed	Hrs.	CONDITION
4	7 7/8	X55R	~~42303~~ 3-12	42303	38	45	528	59 3/4			

MUD	12 Mn.	2 a.m.	4 a.m.	6 a.m.
WEIGHT	9.1	9.2	9.1	9.2
VISCOSITY	38	38	38	36
GEL				

PUMPS					
No. 1	Pressure	900	850	850	850
Model D300	S.P.M.	72			
	Liner Size	5 X 14			
No. 2	Pressure				
Model D300	S.P.M.				
	Liner Size				

W.L. 6.6 F.C. 1/32 pH. 11

Additives: Gel #3700; Caustic 150#; Pellon ~~100#~~ 150; Mikol 100#

At Surveys Degree | MOTOR HOURS 1 2 3 4 5 | Next Oil Change

Size	TRIPS	No. Lines	TON MILES	TOTAL MILES	Slip	Feet or Cut	Feet Left on Spool	Next Slip

General

Stands 43 | Singles 1 | D Collars 586.50 | Other Ft 38.60 | C B Ft | Subs Ft 11.50 | Ft Up On Kelly 15 | TOTAL 3338

REMARKS	Time Start	Stop	Interval
Drill 7 7/8 Hole	12.00	2.15	2 1/4
Rig Serv	2.15	2.30	1/4
Drill 7 7/8 Hole	2.30	3.00	1/2
Circ. Sample W.O.O.	3.00	3.45	3/4
Drill 7 7/8 Hole	3.45	8.00	4 1/4

Company Time Cont'r Time

Tour — 8 a.m. to 4 p.m.

Specify actual hours worked	Hrs.
Driller G. L. KELLIHER	12
Derrick T. SASHUK	12
Floor	
Floor B. APPLETON	12
Floor	
Motor R. VERREAU	12
Mechanic	
Extra	

Injuries:

Fires:

From	Footage	To	Hrs. on Bottom	Wt. Drill String (1000 lbs.)	DRILL COLLARS No.	O.D.	I.D.	Wgt.	FUEL Gals.	WATER Bbls.	COAL Tons
3338	67	3405	7 3/4	103	20	6"	2 7/8	40#			

BITS No.	Size	Type	Size Jets	Serial No.	Weight	R.P.M.	Ft. Drilled	Hrs.	Feet Reamed	Hrs.	CONDITION
4	7 7/8	X55R	3/12	42303	38	45	595	67 1/2			IN

MUD	8 a.m.	10 a.m.	12 Noon	2 p.m.
WEIGHT	9.0	9.4	9.0	9.0
VISCOSITY	37	38	37	35
GEL				

PUMPS					
No. 1	Pressure	850	850	850	900
Model D300	S.P.M.	72	72	72	72
	Liner Size	5 x 14			
No. 2	Pressure				
Model D300	S.P.M.				
	Liner Size	5 x 14			

W.L. F.C. pH.

Additives: Caustic 200; Gel 200; Pellon 50

At Surveys Degree | MOTOR HOURS 1 2 3 4 5 | Next Oil Change

Size	TRIPS	No. Lines	TON MILES	TOTAL MILES	Slip	Feet or Cut	Feet Left on Spool	Next Slip
1		8						

General

Stands 44 | Singles 1 | D. Collars 586.50 | Other Ft | C B. Ft | Subs. Ft. 11.50 | Ft. Up On Kelly 15 | TOTAL 3405

REMARKS	Time Start	Stop	Interval
Serv Rig + B.O.P ✓	8.00	8.15	1/4
Drill	8.15	4.00	7 3/4
LOST 60 B AT 3405 IN 3' BREAK			
CONTINUING MINOR SEEPAGE			

Company Time Cont'r Time

Tour — 4 p.m. to Midnight

Specify actual hours worked	Hrs.
Driller	
Derrick	
Floor	
Floor	
Floor	
Motor	
Mechanic	
Extra	

Injuries:

Fires:

From	Footage	To	Hrs. on Bottom	Wt. Drill String (1000 lbs.)	DRILL COLLARS No.	O.D.	I.D.	Wgt.	FUEL Gals.	WATER Bbls.	COAL Tons
3405	90	3495	7 1/2	104	20	6	2 7/8				

BITS No.	Size	Type	Size Jets	Serial No.	Weight	R.P.M.	Ft. Drilled	Hrs.	Feet Reamed	Hrs.	CONDITION
4	7 7/8	X55R	3-12	42303	38	45	685	75			

MUD	4 p.m.	6 p.m.	8 p.m.	10 p.m.
WEIGHT		8.8	8.9	9.0
VISCOSITY		32	35	34
GEL				

PUMPS					
No. 1	Pressure		800	800	
Model D-300	S.P.M.		72	72	
	Liner Size		5x14	5x14	
No. 2	Pressure				
Model	S.P.M.				
	Liner Size				

W.L. F.C. pH.

Additives: Gel #3,000; Walnut 15 Bags; Caustic #50; Mikro #50

At Surveys Degree | MOTOR HOURS 1 2 3 4 5 | Next Oil Change

Size	TRIPS	No. Lines	TON MILES	TOTAL MILES	Slip	Feet or Cut	Feet Left on Spool	Next Slip

General LOST 200 BBL. MUD. @ 3400'

Stands 46 | Singles | D. Collars 586.50 | Other Ft. 38.60 | C B. Ft | Subs. Ft. 11.50 | Ft. Up On Kelly 16 | TOTAL 3495

REMARKS	Time Start	Stop	Interval
Drill	4.00	9.45	4 3/4
Circ Sample	9.45	10.15	1/2
Drill 7 7/8 Hole	10.15	12.00	1 3/4

Company Time Cont'r Time

Totco Ring on Bit No. _____ D.P. Calipered Date _____ Results _____ From Pipe Rack _____

B.O.P. Test-Operated _____ Time _____ Results _____

Total Contractor Time _____ Hrs. Toolpusher Ben [illegible]

Total Company Time _____ Hrs. Approved by _____

TRI-CITY DRILLING (1968) LTD. Aquit Brackett LC - 21

DAILY DRILLING REPORT

OPERATOR **DAY WORK RECORD**

NOTE—Please show FOOTAGE made while "Control Drilling" as well as HOURS.

RIG No. 2 LOCATION Aquit Brackett L C-21 AREA _____ DATE Feb 2 1973

Tour — Midnight - 8 a.m.

Specify actual hours worked	Hrs.
Driller J JANDL	12
Derrick W. RATZOY	12
Floor D. CLARK	12
Floor	
Floor	
Motor F. FLETT	12
Mechanic	
Extra	

Injuries:

Fires:

From	Footage	To	Hrs. on Bottom	Wt. Drill String (1000 lbs.)	DRILL COLLARS No.	O.D.	I.D.	Wgt.	FUEL Gals	WATER Bbls.	COAL Tons
3080	75	3155	7 3/4	98	20	6	2 7/8				

BITS No.	Size	Type	Size Jets	Serial No.	Weight	R.P.M.	Ft. Drilled	Hrs.	Feet Reamed	Hrs.	CONDITION
4	7 7/8	X55R	3-12	42303	38	45-50	345	37 1/4			

MUD	12 Mn.	2 a.m.	4 a.m.	6 a.m.
WEIGHT	9.3	9.2	9.1	9.2
VISCOSITY	35	35	34	34
GEL				

Additives: Gel #4900; Caustic #100; Soda Ash #200; Celex #100

PUMPS	No. 1	No. 2
Pressure	950	950
Model	D300	D300
S.P.M.	72	
Liner Size	5 X 14	

W.L. 8.0 F.C. 1/32 pH. 11

At Surveys Degree | MOTOR HOURS | Next Oil Change

Size	TRIPS	No. Lines	TON MILES	TOTAL MILES	Slip Feet or Cut	Feet Left on Spool	Next Slip

General

Stands 40; Singles 1; D. Collars 586.50; Other Ft. 3860; C.B. Ft.; Subs. Ft. 10.50; Ft. Up On Kelly 9; TOTAL 3155

REMARKS	Time Start	Stop	Interval
Drill 7 7/8 Hole	12 00	1 00	1
Rig Serv.	1.00	1.15	1/4
Drill 7 7/8 Hole	1.15	8.00	6 3/4

Company Time Cont'r Time

Tour — 8 a.m. to 4 p.m.

Specify actual hours worked	Hrs.
Driller C L KELLNER	12
Derrick E. SASSUK	12
Floor	
Floor B. APPLETON	12
Floor	
Motor R. VEREAU	12
Mechanic	
Extra	

Injuries: NIL

Fires:

From	Footage	To	Hrs. on Bottom	Wt. Drill String (1000 lbs.)	DRILL COLLARS No.	O.D.	I.D.	Wgt.	FUEL Gals	WATER Bbls.	COAL Tons
3155	62	3217	7 3/4	99m	20	6"	2 7/8	40m			

BITS No.	Size	Type	Size Jets	Serial No.	Weight	R.P.M.	Ft. Drilled	Hrs.	Feet Reamed	Hrs.	CONDITION
4	7 7/8	X55R	3-12	42303	40	40	407	45			1N

MUD	8 a.m.	10 a.m.	12 Noon	2 p.m.
WEIGHT	9.1	9.1	9.1	9.0
VISCOSITY	38	38	38	38
GEL				

Additives: Peltex - 300#; Gel - 500#; Caustic - 100#

PUMPS	No. 1	No. 2
Pressure	950	950
Model	D300	D300
S.P.M.	72	72
Liner Size	5 X 14	5 X 14

W.L. F.C. pH.

At Surveys Degree | MOTOR HOURS | Next Oil Change

Size	TRIPS	No. Lines	TON MILES	TOTAL MILES	Slip Feet or Cut	Feet Left on Spool	Next Slip

General: MUD 8 in Standby Tank. W.L. 5.8 WT. 8.8 Vis 150+ HELD BLOWOUT DRILL W/CREW

Stands 41; Singles 1; D. Collars 586.50; Other Ft.; C.B. Ft.; Subs. Ft. 10.50; Ft. Up On Kelly 11; TOTAL 3217

REMARKS	Time Start	Stop	Interval
SERV RIG + B.O.P ✓	8.00	8.15	1/4
DRILL	8.15	4.00	7 3/4

Company Time Cont'r Time

Tour — 4 p.m. to Midnight

Specify actual hours worked	Hrs.
Driller	
Derrick	
Floor	
Floor	
Floor	
Motor	
Mechanic	
Extra	

Injuries:

Fires:

From	Footage	To	Hrs. on Bottom	Wt. Drill String (1000 lbs.)	DRILL COLLARS No.	O.D.	I.D.	Wgt.	FUEL Gals	WATER Bbls.	COAL Tons
3217	53	3270	7 3/4	100	20	6	2 7/8				

BITS No.	Size	Type	Size Jets	Serial No.	Weight	R.P.M.	Ft. Drilled	Hrs.	Feet Reamed	Hrs.	CONDITION
4	7 7/8	X55R	3/12	42303	38	45	460	52 3/4			

MUD	4 p.m.	6 p.m.	8 p.m.	10 p.m.
WEIGHT	9.1	9.1	9.3	9.2
VISCOSITY	38	38	38	35
GEL				

Additives: Gel - #2000; Mikol #50; Peltex #150

PUMPS	No. 1	No. 2
Pressure	950	950
Model	D300	D300
S.P.M.	72	72
Liner Size	5 X 14	5 X 14

W.L. F.C. pH.

At Surveys Degree | MOTOR HOURS | Next Oil Change

Size	TRIPS	No. Lines	TON MILES	TOTAL MILES	Slip Feet or Cut	Feet Left on Spool	Next Slip

General

Stands 42; Singles 1; D. Collars 586.50; Other Ft. 3860; C.B. Ft.; Subs. Ft. 10.50; Ft. Up On Kelly 21; TOTAL 3270

REMARKS	Time Start	Stop	Interval
SERV. RIG	8.00	4.15	1/4
DRILL	4.15	12.00	7 3/4

Company Time Cont'r Time

Totco Ring on Bit No. _____ D.P. Calipered Date _____ Results _____ From Pipe Rack _____

B.O.P. Test-Operated _____ Time _____ Results _____

Total Contractor Time _____ Hrs. Toolpusher _____

Total Company Time _____ Hrs. Approved by _____

TRI-CITY DRILLING (1968) LTD.

Aquit Brackett LC - 21

DAILY DRILLING REPORT

OPERATOR

DAY WORK RECORD

NOTE—Please show FOOTAGE made while "Control Drilling" as well as HOURS.

RIG No. 2 LOCATION Aquit Brackett C-21 AREA DATE Feb 1 1972

Tour — Midnight - 8 a.m.

Specify actual hours worked	Hrs.
Driller H Flett	8
Derrick L Lambert	8
Floor G Sadchuk	8
Floor	
Floor	
Motor R Lizotte	8
Mechanic	
Extra	

Injuries:

Fires:

From	Footage	To	Hrs. on Bottom	Wt. Drill String (1000 lbs.)	DRILL COLLARS No	O.D.	I.D.	Wgt.	FUEL Gals	WATER Bbls	COAL Tons
2936	3	2939	½		20	6	2 7/8		3125		

BITS No	Size	Type	Size Jets	Serial No.	Weight	R.P.M.	Ft. Drilled	Hrs.	Feet Reamed	Hrs.	CONDITION
4	7 7/8	X55R	3-12	42303	40	40	129	14½	15	3.	

MUD	12 Mn.	2 a.m.	4 a.m.	6 a.m.
WEIGHT				9.1
VISCOSITY				40
GEL				
PUMPS No 1 Pressure			950	950
Model D 500 S.P.M.			72	72
Liner Size	5 X 14			
No 2 Pressure				
Model D 500 S.P.M.				
Liner Size				

W.L. 4.8 F.C. 2/32 pH 11

Additives: Caustic 50; Soda Ash 200; CMC 50; Pelletex 250; Celtex 50

At Surveys Degree

MOTOR HOURS 1 2 3 4 5

Next Oil Change

Size	TRIPS	No. Lines	TON MILES	TOTAL MILES	Slip Feet or Cut	Feet Left on Spool	Next Slip

General

Stands / Singles / D. Collars 588.58 / Other Ft 38.60 / C.B. Ft / Subs Ft 11.10 / Ft. Up On Kelly 6 / TOTAL 2939

Tour — 8 a.m. to 4 p.m.

Specify actual hours worked	Hrs.
Driller T. Jandl	
Derrick W. Ratzlaff	
Floor D. Clark	
Floor	
Floor	
Motor E Flett	
Mechanic	
Extra	

Injuries:

Fires:

From	Footage	To	Hrs. on Bottom	Wt. Drill String (1000 lbs.)	DRILL COLLARS No	O.D.	I.D.	Wgt.	FUEL Gals	WATER Bbls	COAL Tons
2939	81	3020	7 3/4	98	20	6	2 7/8				

BITS No.	Size	Type	Size Jets	Serial No.	Weight	R.P.M.	Ft. Drilled	Hrs.	Feet Reamed	Hrs.	CONDITION
4	7 7/8	X55R	3-12	42303	38	45	210	22			

MUD	8 a.m.	10 a.m.	12 Noon	2 p.m.
WEIGHT	9.2	9.4	9.3	9.4
VISCOSITY	38	38	36	37
GEL				
PUMPS No. 1 Pressure	950	950	950	950
Model D 300 S.P.M.	72	72	72	72
Liner Size	5X14	5X14	5X14	
No. 2 Pressure				
Model D 300 S.P.M.				
Liner Size				

W.L. 6.8 F.C. 2/32 pH 11

Additives: Gel #700; Pelletex #250; Caustic #50; 2 Sacks Sawdust

At Surveys Degree

MOTOR HOURS 1 2 3 4 5

Next Oil Change

Size	TRIPS	No. Lines	TON MILES	TOTAL MILES	Slip Feet or Cut	Feet Left on Spool	Next Slip

General

Stands / Singles / D. Collars 586.58 / Other Ft 38.60 / C.B. Ft / Subs. Ft. 11.00 / Ft. Up On Kelly 20 / TOTAL 3020

Tour — 4 p.m. to Midnight

Specify actual hours worked	Hrs.
Driller C.L. Kelliher	8
Derrick F. Sadchuk	8
Floor	
Floor B. Appleton	8
Floor	
Motor R. Vereau	8
Mechanic	
Extra	

Injuries: Nil

Fires:

From	Footage	To	Hrs. on Bottom	Wt. Drill String (1000 lbs.)	DRILL COLLARS No.	O.D.	I.D.	Wgt.	FUEL Gals	WATER Bbls	COAL Tons
3020	60	3080	7½	98 m.	20	6"	2 7/8	40			

BITS No.	Size	Type	Size Jets	Serial No.	Weight	R.P.M.	Ft. Drilled	Hrs.	Feet Reamed	Hrs.	CONDITION
4	7 7/8	X55R	3/12	42303	38	40/60	270	29½			IN

MUD	4 p.m.	6 p.m.	8 p.m.	10 p.m.
WEIGHT	9.2	9.2	9.2	9.2
VISCOSITY	36	36	35	38
GEL				
PUMPS No. 1 Pressure	950	950	950	950
Model D 300 S.P.M.	72	72	72	72
Liner Size	5 x 14			
No. 2 Pressure				
Model D 300 S.P.M.				
Liner Size	5 X 14			

W.L. 6.0 F.C. pH.

Additives: Gel 800#

At Surveys Degree

MOTOR HOURS 1 2 3 4 5

Next Oil Change

Size	TRIPS	No. Lines	TON MILES	TOTAL MILES	Slip Feet or Cut	Feet Left on Spool	Next Slip
Water 1		8					

General: Cleaned Shaker + Settling Tank

Stands 39 / Singles 1 / D. Collars 586.58 / Other Ft. / C.B. Ft. / Subs. Ft. 11.00 / Ft. Up On Kelly 21 / TOTAL 3080

DAY WORK RECORD

REMARKS	Time Start	Stop	Interval
Rig Service Check Blind Ram	1200	1215	¼
Run in Bit	1215	145	1½
Ream Bridge @ 19.98 - 20.93	145		
25.04 Clean To Bottom		430	2 3/4
Ream Rat Hole	430	730	3.00
Drill 7 7/8 Hole	730	800	½
Company Time — Cont'r Time			
Drill 7 7/8 Hole	800	9.00	1
Rig Serv. Check Bops	9.00	9.15	¼
Drill 7 7/8 Hole	915	4.00	6 3/4
Company Time — Cont'r Time			
Serv. Rig	4.00	4.15	¼
Drill	4.15	11.45	7½
Clean Out Pump	11.45	12.00	¼
Company Time — Cont'r Time			

Totco Ring on Bit No. _____ D.P. Calipered Date _____ Results _____ From Pipe Rack _____

B.O.P. Test-Operated _____ Time _____ Results _____

Total Contractor Time _____ Hrs. Total Company Time _____ Hrs.

Toolpusher H. [illegible]

Approved by _____

TRI-CITY DRILLING (1968) LTD.

DAILY DRILLING REPORT

BOARD **DAY WORK RECORD**

NOTE—Please show FOOTAGE made while "Control Drilling" as well as HOURS.

RIG No. 2 LOCATION [illegible] AREA ..... DATE Jan 31 19..

Tour — Midnight - 8 a.m.

Specify actual hours worked	Hrs.
Driller [illegible]	12
Derrick [illegible]	12
Floor G. [illegible]	12
Floor	
Floor	
Motor R. [illegible]	12
Mechanic	
Extra	

Injuries:

Fires:

From	Footage	To	Hrs. on Bottom	Wt. Drill String (1000 lbs.)	DRILL COLLARS No.	O.D.	I.D.	Wgt.	FUEL Gals.	WATER Bbls.	COAL Tons
1502	[illegible]	1587	[illegible]		[illegible]	[illegible]	[illegible]				

BITS No.	Size	Type	Size Jets	Serial No.	Weight	R.P.M.	Ft. Drilled	Hrs.	Feet Reamed	Hrs.	CONDITION
4	7 7/8	X-[illegible]	3-11	42303	40	40	22	[illegible]			

MUD	12 Mn.	2 a.m.	4 a.m.	6 a.m.
WEIGHT	12	9	9	[illegible]
VISCOSITY	40	37	37	35
GEL				

Additives: UCAL #250

At Surveys Degree

MOTOR HOURS: 1 2 3 4 5

Next Oil Change

PUMPS		12 Mn.	2 a.m.	4 a.m.	6 a.m.
No. 1	Pressure		900	900	100
Model C	S.P.M.	70	72	72	72
	Liner Size	7 2			
No. 2	Pressure		114		
Model	S.P.M.				
	Liner Size				

Size	TRIPS	No. Lines	TON MILES	TOTAL MILES	Slip	Feet or	Cut	Feet Left on Spool	Next Slip

General

W.L. 44 F.C. 122 pH. 115

Stands / Singles / D. Collars / Other Ft. / C.B. Ft. / Subs Ft. / Ft. Up On Kelly / TOTAL

Tour — 8 a.m. to 4 p.m.

Specify actual hours worked	Hrs.
Driller J. JANDL	12
Derrick W. RATZOY	12
Floor D. CLARK	12
Floor	
Floor	
Motor F. FLETT	12
Mechanic	
Extra	

Injuries:

Fires:

From	Footage	To	Hrs. on Bottom	Wt. Drill String (1000 lbs.)	DRILL COLLARS No.	O.D.	I.D.	Wgt.	FUEL Gals.	WATER Bbls.	COAL Tons
1587	34	1621	3	78	[illegible]	[illegible]	[illegible]				

BITS No.	Size	Type	Size Jets	Serial No.	Weight	R.P.M.	Ft. Drilled	Hrs.	Feet Reamed	Hrs.	CONDITION
4	7 7/8	X-[illegible]K	3-11	42303	40	40	126	13 1/4			
36		9		65-72							

MUD	8 a.m.	10 a.m.	12 Noon	2 p.m.
WEIGHT	9.2			
VISCOSITY	36			
GEL				

Additives:

At Surveys Degree

MOTOR HOURS: 1 2 3 4 5

Next Oil Change

PUMPS		8 a.m.	10 a.m.	12 Noon	2 p.m.
No. 1	Pressure	900			
Model D-300	S.P.M.				
	Liner Size				
No. 2	Pressure				
Model D-300	S.P.M.				
	Liner Size				

Size	TRIPS	No. Lines	TON MILES	TOTAL MILES	Slip	Feet or	Cut	Feet Left on Spool	Next Slip

General

W.L. F.C. pH. 9.5

Stands 37 / Singles / D. Collars 326.20 / Other Ft. 27.60 / C.B. Ft. / Subs. Ft. / Ft. Up On Kelly 1.5 / TOTAL 2921

Tour — 4 p.m. to Midnight

Specify actual hours worked	Hrs.
Driller	
Derrick	
Floor	
Floor	
Floor	
Motor	
Mechanic	
Extra	

Injuries:

Fires:

From	Footage	To	Hrs. on Bottom	Wt. Drill String (1000 lbs.)	DRILL COLLARS No.	O.D.	I.D.	Wgt.	FUEL Gals.	WATER Bbls.	COAL Tons
2921		2936									

BITS No.	Size	Type	Size Jets	Serial No.	Weight	R.P.M.	Ft. Drilled	Hrs.	Feet Reamed	Hrs.	CONDITION
36	6 1/4	9		65-72	4	40	15	3 4			

MUD	4 p.m.	6 p.m.	8 p.m.	10 p.m.
WEIGHT		9		
VISCOSITY		35		
GEL				

Additives: Caustic, Lignosulphate, Gel

At Surveys Degree

MOTOR HOURS: 1 2 3 4 5

Next Oil Change

PUMPS		4 p.m.	6 p.m.	8 p.m.	10 p.m.
No. 1	Pressure		500		
Model	S.P.M.		50		
	Liner Size				
No. 2	Pressure				
Model	S.P.M.				
	Liner Size				

Size	TRIPS	No. Lines	TON MILES	TOTAL MILES	Slip	Feet or	Cut	Feet Left on Spool	Next Slip

General

W.L. 9.0 F.C. pH. 9.5

Stands / Singles / D. Collars / Other Ft. / C.B. Ft. / Subs. Ft. / Ft. Up On Kelly / TOTAL

REMARKS	Time Start	Stop	Interval
[illegible]	[illegible]	[illegible]	[illegible]
[illegible]	12[illegible]	[illegible]	[illegible]

Company Time / Cont'r Time

	Start	Stop	Interval
Drill 7 7/8 Hole	[illegible]	[illegible]	1 [illegible]
Rig Serv Check Bops	[illegible]	[illegible]	[illegible]
Drill 7 7/8 Hole	1[illegible]	11[illegible]	[illegible]
Blow Kelly and Haul T To Core	11 45	2.00	2 [illegible]
Pick up Core Bbl and Run in DCs + Pipe	2.00	4.00	2

Company Time / Cont'r Time

	Start	Stop	Interval
Rig Serv	4.00	4.15	
Blow Kelly + Break Circ	4.15	430	1/4
Cut Core # 3	430	7.45	3 1/4
Haul [illegible] Stand Back	7.45		
Fill Clean Suction		12.00	

24 Hrs W B

Company Time / Cont'r Time

Totco Ring on Bit No. ..... D.P. Calipered Date ..... Results ..... From Pipe Rack .....

B.O.P. Test-Operated ..... Time ..... Results .....

Total Contractor Time ..... Hrs. Toolpusher H. [illegible]

Total Company Time ..... Hrs. Approved by [signature]

TRI-CITY DRILLING (1968) LTD. Brackett L

DAILY DRILLING REPORT

OPERATOR

DAY WORK RECORD

NOTE—Please show FOOTAGE made while "Control Drilling" as well as HOURS.

RIG No. 2 LOCATION Aquit ~~[illegible]~~ R21 AREA ~~[illegible]~~ DATE JAN 30 1973

Tour — Midnight - 8 a.m.

Specify actual hours worked	Hrs.
Driller H FLETT	12
Derrick L LAMBERT	12
Floor G SAWC	12
Floor HUK	
Floor	
Motor R LIZOTTE	12
Mechanic	
Extra	

Injuries:

Fires:

From	Footage	To	Hrs. on Bottom	Wt Drill String (1000 lbs.)	DRILL COLLARS No.	O.D.	I.D	Wgt	FUEL	WATER	COAL
2780	14	2794	3		20	6	2 7/8		1614 Gals	Bbls.	Tons

BITS No.	Size	Type	Size Jets	Serial No.	Weight	R.P.M.	Ft. Drilled	Hrs	Feet Reamed	Hrs	CONDITION
2C	6 3/16	◊		61-72	4	40	11	3			

MUD	12 Mn.	2 a.m.	4 a.m.	6 a.m.
WEIGHT			9.2	9.3
VISCOSITY			37	36
GEL				
PUMPS No. 1 Pressure			500	350
Model S.P.M			72	50
Liner Size				
No. 2 Pressure				
Model S.P.M.				
Liner Size				

Additives

At Surveys Degree

MOTOR HOURS 1 2 3 4 5 — Next Oil Change

Size	TRIPS	No. Lines	TON MILES	TOTAL MILES	Slip Feet or Cut	Feet Left on Spool	Next Slip

General

W.L. F.C. pH.

Stands 34 | Singles 1 | D Collars 567.12 | Other Ft 38.60 | C B Ft | Subs Ft 14.15 | Ft Up On Kelly | TOTAL 2791

Tour — 8 a.m. to 4 p.m.

Specify actual hours worked	Hrs.
Driller J JANDL	12
Derrick W. RATZOV	12
Floor D. CLARK	12
Floor	
Floor	
Motor E. FLETT	12
Mechanic	
Extra	

Injuries:

Fires:

From	Footage	To	Hrs. on Bottom	Wt. Drill String (1000 lbs.)	DRILL COLLARS No.	O.D.	I.D	Wgt	FUEL	WATER	COAL
2791	4	2795	1	96	20	6	2 7/8		Gals.	Bbls.	Tons

BITS No.	Size	Type	Size Jets	Serial No.	Weight	R.P.M.	Ft. Drilled	Hrs	Feet Reamed	Hrs	CONDITION
2C	6 3/16	◊		61-72	4	40	15	4			

MUD	8 a.m.	10 a.m.	12 Noon	2 p.m.
WEIGHT	9.4			
VISCOSITY	38			
GEL				
PUMPS No. 1 Pressure	350			
Model S.P.M.	D300 48			
Liner Size				
No. 2 Pressure				
Model S.P.M.	D300			
Liner Size				

Additives

At Surveys Degree

MOTOR HOURS 1 2 3 4 5 — Next Oil Change

Size	TRIPS	No. Lines	TON MILES	TOTAL MILES	Slip Feet or Cut	Feet Left on Spool	Next Slip

General

W.L. F.C. pH.

Stands | Singles | D. Collars | Other Ft | C.B. Ft. | Subs. Ft. | Ft. Up On Kelly | TOTAL

Tour — 4 p.m. to Midnight

Specify actual hours worked	Hrs.
Driller	
Derrick	
Floor	
Floor	
Floor	
Motor	
Mechanic	
Extra	

Injuries:

Fires:

From	Footage	To	Hrs. on Bottom	Wt. Drill String (1000 lbs.)	DRILL COLLARS No.	O.D.	I.D	Wgt.	FUEL	WATER	COAL
2795	27	2822	~~[illegible]~~	96	20	6	2 7/8		Gals.	Bbls.	Tons

BITS No.	Size	Type	Size Jets	Serial No.	Weight	R.P.M.	Ft. Drilled	Hrs.	Feet Reamed	Hrs.	CONDITION
4	7 7/8	X55R	3/12	42303	40	40	27	3	15	2 3/4	

MUD	4 p.m.	6 p.m.	8 p.m.	10 p.m.
WEIGHT				9.2
VISCOSITY				43
GEL				
PUMPS No. 1 Pressure				900
Model S.P.M.				72
Liner Size	5 X 14			
No. 2 Pressure				
Model S.P.M.				
Liner Size				

Additives: CMC 150; SODA ASH 200

At Surveys Degree

MOTOR HOURS 1 2 3 4 5 — Next Oil Change

Size	TRIPS	No. Lines	TON MILES	TOTAL MILES	Slip Feet or Cut	Feet Left on Spool	Next Slip

General

W.L. F.C. pH.

Stands 34 | Singles 1 | D. Collars 568.58 | Other Ft. 38.60 | C.B. Ft. | Subs. Ft. 12.10 | Ft. Up On Kelly 29 | TOTAL 2851

REMARKS	Time Start	Stop	Interval
HOIST BIT CLEAN UP FLOOR	1200	1:15	1 1/4
RIG SERVICE	1:15	130	1/4
RUN IN C.B	130	345	2 1/4
CLEAN TO BOTTOM	345	500	1 1/4
CUT CORE #2	500	800	3 00
Core #2 2780-2795 Rec 15'			

Company Time Cont'r Time

	Start	Stop	Interval
CUT Core # 2	8.00	9.00	1
Hoist Core	9.00	11.00	2
Recover Core and Stand	11.00		
Back BBL (Check Blind Ram)		12.00	1
Run in with Bit Check	12.00		
Drill Collars Lay Down 3 Collars		4.00	4

Company Time Cont'r Time

	Start	Stop	Interval
Pick up 3 Drill Collars	4.00		
Check all subs		4.30	1/2
Run in D.C. and pipe	430	6.00	1 1/2
Ream Tight Hole 50 FT	6.00	6.45	3/4
Ream Rat Hole	6.45	900	2 3/4
DRILL 7 7/8 HOLE	900	1200	3.

Company Time Cont'r Time

Totco Ring on Bit No. _____ D.P. Calipered Date _____ Results _____ From Pipe Rack _____

B.O.P. Test-Operated _____ Time _____ Results _____

Total Contractor Time _____ Hrs. Toolpusher H. Jandl

Total Company Time _____ Hrs. Approved by _____

TRI-CITY DRILLING (1968) LTD.

DAILY DRILLING REPORT

OPERATOR Brackett L

DAY WORK RECORD

NOTE—Please show FOOTAGE made while "Control Drilling" as well as HOURS.

RIG No. 2 LOCATION Aquit ~~Bonnet~~ ~~Lake~~ C21 AREA DATE JAN 28 1973

Tour — Midnight - 8 a.m.

Specify actual hours worked	Hrs.
Driller H. FLETT	12
Derrick L LAMBERT	12
Floor G SAWCHUK	12
Floor	
Floor	
Motor R LIZOTTE	12
Mechanic	
Extra	

Injuries:

Fires:

From	Footage	To	Hrs. on Bottom	Wt. Drill String (1000 lbs.)	DRILL COLLARS No.	O.D.	I.D.	Wgt	FUEL Gals	WATER Bbls	COAL Tons
2515	105	2620	8		20	6	2 7/8		2519		

BITS No.	Size	Type	Size Jets	Serial No	Weight	R.P.M	Ft. Drilled	Hrs	Feet Reamed	Hrs	CONDITION
3	7 7/8	M88	3/12	912307RR	38	45	490	39 3/4			

MUD	12 Mn.	2 a.m.	4 a.m.	6 a.m.
WEIGHT	8.9	8.9	8.9	8.9
VISCOSITY	36	36	34	35
GEL				

Additives: Gel #2000; Caustic #50; Potash #50

PUMPS					
No. 1	Pressure	950	950	950	950
Model	S.P.M.	72	72	72	72
	Liner Size	5 X 14			
No. 2	Pressure				
Model	S.P.M.				
	Liner Size	5X14			

W.L. 6.8 F.C. 2/32 pH 10.5

At Surveys Degree		MOTOR HOURS	Next Oil Change
		1	
		2	
		3	
		4	
		5	

Size	TRIPS	No. Lines	TON MILES	TOTAL MILES	Slip Feet or	Cut	Feet Left on Spool	Next Slip

General

Stands 32; Singles; D. Collars 567.12; Other Ft; C.B. Ft; Subs Ft 14.15; Ft Up On Kelly 11; TOTAL 2620

Tour — 8 a.m. to 4 p.m.

Specify actual hours worked	Hrs.
Driller J JANDL	12
Derrick W. RATZOF	12
Floor D CLARK	12
Floor	
Floor	
Motor E. FLETT	12
Mechanic	
Extra	

Injuries:

Fires:

From	Footage	To	Hrs. on Bottom	Wt. Drill String (1000 lbs.)	DRILL COLLARS No.	O.D.	I.D.	Wgt	FUEL Gals	WATER Bbls.	COAL Tons
2620	107	2727	7 3/4		20	6	2 7/8				

BITS No.	Size	Type	Size Jets	Serial No.	Weight	R.P.M.	Ft. Drilled	Hrs	Feet Reamed	Hrs	CONDITION
3	7 7/8	m 88	3/12	912307RR	35-38	50	597	47 1/2	—		

MUD	8 a.m.	10 a.m.	12 Noon	2 p.m.
WEIGHT	9.0	9.1	9.2	9.2
VISCOSITY	34	38	35	35
GEL				

Additives: Gel #1000; Caustic #50; Soda Ash #200

PUMPS					
No. 1	Pressure	950	950		950
Model D300	S.P.M.	72			72
	Liner Size	5X14			
No. 2	Pressure				
Model D300	S.P.M.				
	Liner Size				

W.L. 8.7 F.C. 1/64 pH 9.5

At Surveys Degree		MOTOR HOURS	Next Oil Change
		1	
		2	
		3	
		4	
		5	

Size	TRIPS	No. Lines	TON MILES	TOTAL MILES	Slip Feet or	Cut	Feet Left on Spool	Next Slip

General Conducted Blow out Drill

Stands 34; Singles; D. Collars 567.12; Other Ft 38.60; C.B. Ft; Subs. Ft. 14.15; Ft. Up On Kelly 29; TOTAL 2727

Tour — 4 p.m. to Midnight

Specify actual hours worked	Hrs.
Driller	
Derrick	
Floor	
Floor	
Floor	
Motor	
Mechanic	
Extra	

Injuries:

Fires:

From	Footage	To	Hrs. on Bottom	Vt. Drill String (1000 lbs.)	DRILL COLLARS No.	O.D.	I.D.	Wgt.	FUEL Gals.	WATER Bbls.	COAL Tons
2727	53	2780	4 1/2		20	6	2 7/8				

BITS No.	Size	Type	Size Jets	Serial No.	Weight	R.P.M.	Ft. Drilled	Hrs.	Feet Reamed	Hrs	CONDITION
3	7 7/8	M 88	3/12	912307RR	38	50	650	52.			

MUD	4 p.m.	6 p.m.	8 p.m.	10 p.m.
WEIGHT	9.2	9.0	9.2	
VISCOSITY	35	32	37	
GEL				

Additives: Hyd Gel #1300; Caustic #50; Soda-Ash #200

PUMPS					
No. 1	Pressure	950	950	950	
Model	S.P.M.		72	72	
	Liner Size				
No. 2	Pressure				
Model	S.P.M.				
	Liner Size				

W.L. F.C. pH.

At Surveys Degree		MOTOR HOURS	Next Oil Change
2254	1 1/4	1	
		2	
		3	
		4	
		5	

Size	TRIPS	No. Lines	TON MILES	TOTAL MILES	Slip Feet or	Cut	Feet Left on Spool	Next Slip

General

Stands 31; Singles 1; D. Collars 567.12; Other Ft. 38.60; C.B. Ft.; Subs. Ft. 14.15; Ft. Up On Kelly 8; TOTAL 2780

REMARKS	Time Start	Stop	Interval
Drill 7 7/8 Hole	12.00	8.00	8
Company Time Cont'r Time			
Drill 7 7/8 Hole	8.00	8.45	3/4
Rig Serv. Check Bops	8.45		
Motor Shut offs		9.00	1/4
Drill 7 7/8 Hole	9.00	4.00	7
Company Time Cont'r Time			
Drill 7 7/8 Hole	4.00	8.30	4 1/2
Circ Sample 2780 Rig Service	8.30	9.00	1/2
Hoist To Core Drop Survey @	9.00		
2254 Hoist Plug Bit		12.00	3
(Hole TIGHT.)			
Company Time Cont'r Time			

Totco Ring on Bit No. _____ D.P. Calipered Date _____ Results _____ From Pipe Rack _____

B.O.P. Test-Operated _____ Time _____ Results _____

Total Contractor Time _____ Hrs. Toolpusher H. Jandl

Total Company Time _____ Hrs. Approved by _____

TRI-CITY DRILLING (1968) LTD.

DAILY DRILLING REPORT

OPERATOR

DAY WORK RECORD

NOTE—Please show FOOTAGE made while "Control Drilling" as well as HOURS.

RIG No. 2 LOCATION Aquit ~~Robert~~ Brackett Lake, C21. AREA DATE JAN 28 1973

Tour — Midnight - 8 a.m.

Specify actual hours worked	Hrs.
Driller H. FLETT	12
Derrick L. LAMBERT	12
Floor G. SAWCHUK	12
Floor	
Floor	
Motor R. LIZOTTE	12
Mechanic	
Extra	

Injuries:

Fires:

From	Footage	To	Hrs. on Bottom	Wt. Drill String (1000 lbs.)	Drill Collars No	O.D.	I.D.	Wgt.	Fuel Gals	Water Bbls	Coal Tons	Stands	Singles
2515	105	2620	8		20	6	2 7/8		2519			32	

Bits No.	Size	Type	Size Jets	Serial No.	Weight	R.P.M.	Ft. Drilled	Hrs.	Feet Reamed	Hrs.	Condition	D. Collars	Other Ft.
3	7 7/8	M88	3/12	912307RR	38	45	490	39 3/4				567.12	

Mud	12 Mn.	2 a.m.	4 a.m.	6 a.m.
Weight	8.9	8.9	8.9	8.9
Viscosity	36	36	34	35
Gel				

Additives: Gel #2000; Caustic #50; Pelter #50

At Surveys Degree

Motor Hours: 1 2 3 4 5

Next Oil Change

Pumps	No. 1	No. 2
Pressure	950 950 950 950	
Model		
S.P.M.	72 72 72 72	
Liner Size	5 X 14	5 X 14

Size	TRIPS	No. Lines	TON MILES	TOTAL MILES	Slip	Feet or Cut	Feet Left on Spool	Next Slip

General

W.L. 6.8 F.C. 2/32 pH 10.5

Subs Ft 14.15; Ft Up On Kelly 11; TOTAL 2620

Tour — 8 a.m. to 4 p.m.

Specify actual hours worked	Hrs.
Driller J. JANDL	12
Derrick W. RATZOF	12
Floor D. CLARK	12
Floor	
Floor	
Motor E. FLETT	12
Mechanic	
Extra	

Injuries:

Fires:

From	Footage	To	Hrs. on Bottom	Wt. Drill String (1000 lbs.)	Drill Collars No	O.D.	I.D.	Wgt.	Fuel Gals	Water Bbls	Coal Tons	Stands	Singles
2620	107	2727	7 3/4		20	6	2 7/8					34	

Bits No.	Size	Type	Size Jets	Serial No.	Weight	R.P.M.	Ft. Drilled	Hrs.	Feet Reamed	Hrs.	Condition	D. Collars	Other Ft.
3	7 7/8	M 88	3/12	912307RR	35-38	50	597	47 1/2	—			567.12	38.60

Mud	8 a.m.	10 a.m.	12 Noon	2 p.m.
Weight	9.0	9.1	9.2	9.2
Viscosity	34	38	35	35
Gel				

Additives: Gel #600; Caustic #50; Soda Ash #200

At Surveys Degree

Motor Hours: 1 2 3 4 5

Next Oil Change

Pumps	No. 1	No. 2
Pressure	950 950 956	
Model	D300	D300
S.P.M.	72 72	
Liner Size	5X14	

Size	TRIPS	No. Lines	TON MILES	TOTAL MILES	Slip	Feet or Cut	Feet Left on Spool	Next Slip

General: Conducted Blow out Drill

W.L. 8.7 F.C. 1/64 pH 9.5

Subs. Ft. 14.15; Ft. Up On Kelly 29; TOTAL 2727

Tour — 4 p.m. to Midnight

Specify actual hours worked	Hrs.
Driller	
Derrick	
Floor	
Floor	
Floor	
Motor	
Mechanic	
Extra	

Injuries:

Fires:

From	Footage	To	Hrs. on Bottom	Wt. Drill String (1000 lbs.)	Drill Collars No	O.D.	I.D.	Wgt.	Fuel Gals.	Water Bbls.	Coal Tons	Stands	Singles
2727	53	2780	4 1/2		20	6	2 7/8					31	1

Bits No.	Size	Type	Size Jets	Serial No.	Weight	R.P.M.	Ft. Drilled	Hrs.	Feet Reamed	Hrs.	Condition	D. Collars	Other Ft.
3	7 7/8	M 88	3/12	912307RR	38	50	650	52.				567.12	38.60

Mud	4 p.m.	6 p.m.	8 p.m.	10 p.m.
Weight	9.2	9.0	9.2	
Viscosity	35	32	37	
Gel				

Additives: Hyd Gel #1300; Caustic #50; Soda-Ash #200

At Surveys Degree: 2254 1 1/4

Motor Hours: 1 2 3 4 5

Next Oil Change

Pumps	No. 1	No. 2
Pressure	950 950 950	
Model		
S.P.M.	72 72	
Liner Size		

Size	TRIPS	No. Lines	TON MILES	TOTAL MILES	Slip	Feet or Cut	Feet Left on Spool	Next Slip

General

W.L. F.C. pH.

Subs. Ft. 14.15; Ft. Up On Kelly 8; TOTAL 2780

REMARKS

Time	Start	Stop	Interval	Remarks
	12.00	8.00	8	Drill 7 7/8 Hole
Company Time / Cont'r Time	8.00	8.45	3/4	Drill 7 7/8 Hole
	8.45			Rig Serv. Check Bops
		9.00	1/4	Motor Shut offs
	9.00	4.00	7	Drill 7 7/8 Hole
Company Time / Cont'r Time	4.00	8.30	4 1/2	Drill 7 7/8 Hole
	8.30	9.00	1/2	Circ Sample 2780 Rig Service
	9.00			Hoist To Core Drop Survey @ 2254
		12.00	3	Hoist Plug Bit (Hole TIGHT.)
Company Time / Cont'r Time				

Totco Ring on Bit No. _____ D.P. Calipered Date _____ Results _____ From Pipe Rack _____ Total Contractor Time _____ Hrs. Toolpusher H. Jandl

B.O.P. Test-Operated _____ Time _____ Results _____ Total Company Time _____ Hrs. Approved by _____

TRI-CITY DRILLING (1968) LTD.

DAILY DRILLING REPORT

OPERATOR Brackett L.

DAY WORK RECORD

NOTE—Please show FOOTAGE made while "Control Drilling" as well as HOURS.

RIG No. 2 LOCATION Aquit ~~Bennett Lake~~ C-21 AREA No. Man Land DATE Jan. 28 1973

Tour — Midnight - 8 a.m.

Specify actual hours worked	Hrs.
Driller H. Flett	12
Derrick L. Lambert	12
Floor	
Floor G. Sawchuk	12
Floor	
Motor R. Lizotte	12
Mechanic	
Extra	

Injuries:

Fires:

From	Footage	To	Hrs. on Bottom	Wt. Drill String (1000 lbs.)	Drill Collars No.	O.D.	I.D.	Wgt.	Fuel Gals.	Water Bbls.	Coal Tons
2250	105	2355	7 3/4	90	20	6	2 7/8		3741		

Bits No.	Size	Type	Size Jets	Serial No.	Weight	R.P.M.	Ft. Drilled	Hrs.	Feet Reamed	Hrs.	Condition
3	7 7/8	~~HP88~~	3/12	912307 RR	38	50	225	17 1/2			

Mud	12 Mn.	2 a.m.	4 a.m.	6 a.m.
Weight	8.6	8.6	8.6	8.7
Viscosity	37	37	36	35
Gel			1/10/17	

Additives: Hyd gel #600

Pumps	No. 1	No. 2
Pressure	900	900	900	900
Model		
S.P.M.	72	72	72	72
Liner Size	5 X 14	

W.L. F.C. pH 11

General: Dump & Clean Shaker Tank

Stands 28; Singles; D. Collars 567.12; Other Ft. 38.60; C.B. Ft.; Subs Ft. 14.15; Ft. Up On Kelly 23; TOTAL 2355

Slip | Feet Cut | Feet Left on Spool | Next Slip

Time	Start	Stop	Interval
Rig Service	12.00	12.15	1/4
Drill 7 7/8 Hole	12.15	8.00	7 3/4

Tour — 8 a.m. to 4 p.m.

Specify actual hours worked	Hrs.
Driller J. Jandl	12
Derrick W. Ratzoy	12
Floor D. Clark	12
Floor	
Floor	
Motor E. Flett	12
Mechanic	
Extra	

Injuries:

Fires:

From	Footage	To	Hrs. on Bottom	Wt. Drill String (1000 lbs.)	Drill Collars No.	O.D.	I.D.	Wgt.	Fuel Gals.	Water Bbls.	Coal Tons
2355	65	2420	6 3/4	90	20	6	2 7/8				

Bits No.	Size	Type	Size Jets	Serial No.	Weight	R.P.M.	Ft. Drilled	Hrs.	Feet Reamed	Hrs.	Condition
3	7 7/8	SEC	3/12	912307 RR	38 m	55	290	24 1/4			

Mud	8 a.m.	10 a.m.	12 Noon	2 p.m.
Weight	8.8	8.9	8.7	8.8
Viscosity	35	35	34	35
Gel				

Additives: Hyd Gel #2100; Caustic #100; Soda Ash #200

Pumps	No. 1	No. 2
Pressure	900	900	950
Model	D300	
S.P.M.	72	72
Liner Size	5 X 14	

W.L. 9.2 F.C. 2/32 pH 9.5

General: Dump and Clean Settling and Shaker Tanks

Stands 29; Singles; D. Collars 567.12; Other Ft. 38.60; C.B. Ft.; Subs. Ft. 14.15; Ft. Up On Kelly 21; TOTAL 2420

Slip | Feet Cut | Feet Left on Spool | Next Slip

Time	Start	Stop	Interval
Company Time / Cont'r Time			
Drill 7 7/8 Hole	8.00	10.45	2 3/4
Rig Serv. Check Bops. Motor	10.45		
Shut offs Run Survey (Miss Run)		11.15	1/2
Drill 7 7/8 Hole	11.15	2.00	2 3/4
Repair Low Chain on Drawworks	2.00	2.45	3/4
Drill 7 7/8 Hole	2.45	4.00	1 1/4

Tour — 4 p.m. to Midnight

Specify actual hours worked	Hrs.
Driller	
Derrick	
Floor	
Floor	
Floor	
Motor	
Mechanic	
Extra	

Injuries:

Fires:

From	Footage	To	Hrs. on Bottom	Wt. Drill String (1000 lbs.)	Drill Collars No.	O.D.	I.D.	Wgt.	Fuel Gals.	Water Bbls.	Coal Tons
2420	95	2515	7 1/2		20	6	2 7/8				

Bits No.	Size	Type	Size Jets	Serial No.	Weight	R.P.M.	Ft. Drilled	Hrs.	Feet Reamed	Hrs.	Condition
3	7 7/8	~~HP88~~	3/12	912307 RR	38	55	385	31 3/4			

Mud	4 p.m.	6 p.m.	8 p.m.	10 p.m.
Weight	8.8	8.8	8.8	8.8
Viscosity	35	32	36	36
Gel				

Additives: Soda Ash # 50; Gel # 1,000; DELTEX # 250; CAUSTIC # 200

Pumps	No. 1	No. 2
Pressure	950	950	950	950
Model	D300	
S.P.M.	72	72	72	72
Liner Size	5 X 14	

W.L. 6.2 F.C. 2/32 pH 10.5

General:

Stands 31; Singles 1; D. Collars 567.12; Other Ft. 38.60; C.B. Ft.; Subs. Ft. 14.15; Ft. Up On Kelly 21; TOTAL 2515

Slip | Feet Cut | Feet Left on Spool | Next Slip

Time	Start	Stop	Interval
Company Time / Cont'r Time			
Drill 7 7/8 Hole	4.00	6.15	2 1/4
Circ. Sample	6.15	6.45	1/2
Drill 7 7/8 Hole	6.45	12.00	5 1/4

Totco Ring on Bit No. _____ D.P. Calipered Date _____ Results _____ From Pipe Rack _____

B.O.P. Test-Operated _____ Time _____ Results _____

Total Contractor Time _____ Hrs. Total Company Time _____ Hrs.

Toolpusher H. Jandl

Approved by _____

TRI-CITY DRILLING (1968) LTD. Brackett L.

DAILY DRILLING REPORT

OPERATOR

DAY WORK RECORD

NOTE—Please show FOOTAGE made while "Control Drilling" as well as HOURS.

RIG No. 2 LOCATION Aquit ~~Barkerville Lake~~ C-21 AREA DATE JAN. 28 1973

Tour — Midnight - 8 a.m.

Specify actual hours worked	Hrs.
Driller H FLETT	8
Derrick B Proctor	8
Floor L LAMBERT	8
Floor	
Floor	
Motor R LIZOTTE	8
Mechanic	
Extra	

Injuries:

Fires:

From	Footage	To	Hrs. on Bottom	Wt. Drill String (1000 lbs)	DRILL COLLARS No.	O.D.	I.D.	Wgt.	FUEL	WATER Bbls	COAL Tons
2130	—	2130			20	6	2 7/8				

BITS No.	Size	Type	Size Jets	Serial No.	Weight	R.P.M.	Ft. Drilled	Hrs.	Feet Reamed	Hrs.	CONDITION
3	7 7/8	SEC	3/12	912307RR							

MUD	12 Mn.	2 a.m.	4 a.m.	6 a.m.
WEIGHT				
VISCOSITY				
GEL				

Additives: At Surveys Degree: MOTOR HOURS: Next Oil Change:

PUMPS	No. 1	No. 2
Pressure		
Model		
S.P.M.		
Liner Size		

Size	TRIPS	No. Lines	TON MILES	TOTAL MILES	Slip Feet or Cut	Feet Left on Spool	Next Slip

General: KELLY IN 2128.93

W.L. F.C. pH

Stands 24 | Singles | D. Collars 567.12 | Other Ft SS 10.50 | C.B. Ft | Subs. Ft 36.5 | Ft. Up On Kelly | TOTAL

Tour — 8 a.m. to 4 p.m.

Specify actual hours worked	Hrs.
Driller J. JANDL	12
Derrick W. RATZOT	12
Floor D. CLARK	12
Floor	
Floor	
Motor E FLETT	12
Mechanic	
Extra	

Injuries:

Fires:

From	Footage	To	Hrs. on Bottom	Wt. Drill String (1000 lbs.)	DRILL COLLARS No.	O.D.	I.D.	Wgt.	FUEL Gals	WATER Bbls.	COAL Tons
2130	44	2174	4 1/2	70	20	6					

BITS No.	Size	Type	Size Jets	Serial No.	Weight	R.P.M.	Ft. Drilled	Hrs.	Feet Reamed	Hrs.	CONDITION
3	7 7/8	SEC	3/12	912307RR	38	55					

MUD	8 a.m.	10 a.m.	12 Noon	2 p.m.
WEIGHT		8.5	8.6	8.6
VISCOSITY		36	42	45
GEL				

Additives: Caustic 100 lbs; Super coil 900 lbs; Peltex 500 lbs; Floyd Gel 1100 lbs

At Surveys Degree: MOTOR HOURS: Next Oil Change:

PUMPS	No. 1	No. 2
Pressure		
Model	D300	D300
S.P.M.	14	72
Liner Size	5X14	5 X 14

Size	TRIPS	No. Lines	TON MILES	TOTAL MILES	Slip Feet or Cut	Feet Left on Spool	Next Slip

General

W.L. 8.0 F.C. 2/32 pH 9.5

Stands 24 | Singles 1 | D. Collars 567.12 | Other Ft. 38.60 | C.B. Ft. | Subs. Ft 36.5 SS 10.50 | Ft. Up On Kelly 18 | TOTAL 2174

Tour — 4 p.m. to Midnight

Specify actual hours worked	Hrs.
Driller H FLETT	4
Derrick L LAMBERT	4
Floor G. SAWCHUK	12
Floor	
Floor	
Motor R LIZOTTE	4
Mechanic	
Extra	

Injuries:

Fires:

From	Footage	To	Hrs. on Bottom	Wt. Drill String (1000 lbs.)	DRILL COLLARS No.	O.D.	I.D.	Wgt.	FUEL Gals.	WATER Bbls.	COAL Tons
2174	76	2250	5 1/4		20	6	2 7/8				

BITS No.	Size	Type	Size Jets	Serial No.	Weight	R.P.M.	Ft. Drilled	Hrs.	Feet Reamed	Hrs.	CONDITION
3	7 7/8	SEC	3/12	912307RR	38	50	120	9 3/4			

MUD	4 p.m.	6 p.m.	8 p.m.	10 p.m.
WEIGHT	8.6	8.6	8.6	8.6
VISCOSITY	42	42	44	39
GEL				

Additives: At Surveys Degree: MOTOR HOURS: Next Oil Change:

PUMPS	No. 1	No. 2
Pressure	6	600
Model	D300	D300
S.P.M.		64
Liner Size		

Size	TRIPS	No. Lines	TON MILES	TOTAL MILES	Slip Feet or Cut	Feet Left on Spool	Next Slip

General CLEAN SHAKER TANK

W.L. F.C. pH

Stands 26 | Singles | D. Collars 567.12 | Other Ft. 38.60 | C.B. Ft. | Subs. Ft 36.5 10.50 | Ft. Up On Kelly 5 | TOTAL 2250

DAY WORK RECORD

REMARKS	Time Start	Stop	Interval
INSPECT 8 COLLARS	1200		
LAY DOWN 1 CRACKED BOX			
INSPECTION MACHINE QUIT			
WORKING		500	5
RUN IN COLLARS PICK UP	500		
3 D.COLLARS RUN IN			
MEASURE IN BREAK CIRC		800	3
4 STANDS OFF BOTTOM			
BOTTOM 7 TOP 3 INSPECTED			
CULLED 2/8 IN STRING			
INC BHC			
Company Time / Cont'r Time			
Rig Serv Check Bops	8.00	8.15	1/4
Clean To Bottom	8.15	9.00	3/4
Condition Mud	900	10.30	1 1/2
Clean To Bottom	10.30	11.30	1
Drill 7 7/8 Hole	11.30	400	4 1/2
Company Time / Cont'r Time			
Drill 7 7/8 Hole	400	5.00	1
Change over To Pump #2	5.00	5.15	1/4
Drill 7 7/8 Hole	5.15	830	3 1/4
WORK ON PUMP #1 CHANGE OVER	830	930	1
Drill 7 7/8 HOLE	930	1130	2
CIRC SAMPLE 2250	1130	1260	1/2
Company Time / Cont'r Time			

Totco Ring on Bit No. _____ D.P. Calipered Date _____ Results _____ From Pipe Rack _____

B.O.P. Test-Operated _____ Time _____ Results _____

Total Contractor Time _____ Hrs. Toolpusher H. Jandl

Total Company Time _____ Hrs. Approved by _____

TRI-CITY DRILLING (1968) LTD.

Brackett L

DAILY DRILLING REPORT

OPERATOR

DAY WORK RECORD

NOTE—Please show FOOTAGE made while "Control Drilling" as well as HOURS.

RIG No. 2 LOCATION Aquit Brackett Lake C-21 AREA DATE JAN 26 19 73

Tour — Midnight - 8 a.m.

Specify actual hours worked	Hrs.
Driller R.L. Kelliher	8
Derrick D. Simmons	8
Floor	
Floor B. Appleton	8
Floor	
Motor R. Vezeau	8
Mechanic	
Extra	

Injuries: Nil

Fires:

From	F.	To	Hrs. on Bottom	Wt. Drill String (10 ' lbs.)	DRILL COLLARS No.	O.D	I.D	Wgt	FUEL @ 7 am	WATER	COAL
2130	—	2130							2550 Gals	Bbls	Tons

BITS No.	Size	Type	Size Jets	Serial No	Weight	R.P.M	Ft. Drilled	Hrs	Feet Reamed	Hrs	CONDITION
2	7 7/8	WD7-J	11 12 13	43364			167	7			1 2

Stands / Singles / D Collars / Other Ft / C B Ft / Subs Ft / Ft Up On Kelly / TOTAL

MUD	12 Mn.	2 a.m.	4 a.m.	6 a.m.
WEIGHT				
VISCOSITY				
GEL				

Additives

At Surveys Degree	

MOTOR HOURS	Next Oil Change
1	
2	
3	
4	

PUMPS: No. 1 Pressure; Model D 300 S.P.M.; Liner Size 5 x 14; No. 2 Pressure; Model D 300 S.P.M.; Liner Size 5 x 14

Size	TRIPS	No. Lines	TON MILES	TOTAL MILES	Slip Feet	Cut	Feet Left on Spool	Next Slip
1		8			100	130		

General

W.L. F.C. pH.

REMARKS	Time Start	Stop	Interval
Wait on Over Shot (Serv. Rig)	12.00	8.00	8

Company Time Cont'r Time

Tour — 8 a.m. to 4 p.m.

Specify actual hours worked	Hrs.
Driller H. Flett	8
Derrick L. Lambert	8
Floor	
Floor	
Floor	
Motor R. Lizotte	8
Mechanic	
Extra	

Injuries:

Fires:

From	Footage	To	Hrs. on Bottom	Wt. Drill String (1000 lbs.)	DRILL COLLARS No.	O.D.	I.D.	Wgt.	FUEL Gals.	WATER Bbls.	COAL Tons
2130											

BITS No.	Size	Type	Size Jets	Serial No	Weight	R.P.M.	Ft. Drilled	Hrs.	Feet Reamed	Hrs.	CONDITION
2	7 7/8	WD7-J	11 12 13	43364							

Stands / Singles / D. Collars / Other Ft / C.B. Ft / Subs. Ft / Ft Up On Kelly / TOTAL

MUD	8 a.m.	10 a.m.	12 Noon	2 p.m.
WEIGHT				
VISCOSITY				
GEL				

Additives

At Surveys Degree	

MOTOR HOURS	Next Oil Change
1	
2	
3	
4	
5	

PUMPS: No. 1 Pressure; Model S.P.M.; Liner Size; No. 2 Pressure; Model S.P.M.; Liner Size

Size	TRIPS	No. Lines	TON MILES	TOTAL MILES	Slip Feet	Cut	Feet Left on Spool	Next Slip

General

W.L. F.C. pH.

REMARKS	Time Start	Stop	Interval
Wait on Over Shot. Rig Servicing	8.00	3.30	
Make up Over Shot	3.30	4.00	

Company Time Cont'r Time

Tour — 4 p.m. to Midnight

Specify actual hours worked	Hrs.
Driller J Jandl	8
Derrick W. Ratzog	8
Floor ~~E. Flett~~	8
Floor D. Clark	8
Floor	
Motor E Flett	8
Mechanic	
Extra	

Injuries:

Fires:

From	Footage	To	Hrs. on Bottom	Wt. Drill String (1000 lbs.)	DRILL COLLARS No.	O.D.	I.D.	Wgt.	FUEL Gals.	WATER Bbls.	COAL Tons
2130		2130									

BITS No.	Size	Type	Size Jets	Serial No.	Weight	R.P.M.	Ft. Drilled	Hrs.	Feet Reamed	Hrs.	CONDITION
2	7 7/8	WD7-J		43364			167	7			

Stands / Singles / D. Collars / Other Ft. / C.B. Ft. / Subs. Ft. / Ft Up On Kelly / TOTAL

MUD	4 p.m.	6 p.m.	8 p.m.	10 p.m.
WEIGHT				
VISCOSITY				
GEL				

Additives

At Surveys Degree	

MOTOR HOURS	Next Oil Change
1	
2	
3	
4	
5	

PUMPS: No. 1 Pressure; Model S.P.M.; Liner Size; No. 2 Pressure; Model S.P.M.; Liner Size

Size	TRIPS	No. Lines	TON MILES	TOTAL MILES	Slip Feet	Cut	Feet Left on Spool	Next Slip

General

W.L. F.C. pH.

REMARKS	Time Start	Stop	Interval
Rig Serv	4.00	4.15	1/4
Run in Over Shot	4.15	4.45	1/2
Hoist Fish and	4.45		
Lay down over shots		11.00	6 1/4
unplug Bottom Hole D.C.	11.00		
and lay down		12.00	1

Company Time Cont'r Time

Totco Ring on Bit No. _____ O.P. Calipered Date _____ Results _____ From Pipe Rack _____

B.O.P. Test-Operated _____ Time _____ Results _____

Total Contractor Time _____ Hrs. Toolpusher H. Jandl

Total Company Time _____ Hrs. Approved by _____

TRI-CITY DRILLING (1968) LTD.

DAILY DRILLING REPORT

OPERATOR

DAY WORK RECORD

NOTE—Please show FOOTAGE made while "Control Drilling" as well as HOURS.

RIG No. 2 LOCATION Aquit Baskatt Lake C-K1 AREA DATE JAN 25 1973

Tour — Midnight - 8 a.m.

Specify actual hours worked	Hrs.
Driller P.L. Kelliher	8
Derrick D. Simmons	8
Floor	
Floor B. Appleton	8
Floor	
Motor R. Vezeau	8
Mechanic	
Extra	

Injuries: Nil

Fires:

From	Footage	To	Hrs. on Bottom	Wt. Drill String (1000 lbs.)	DRILL COLLARS No	O.D.	I.D.	Wgt.	FUEL @ 7 am	WATER	COAL
2130									3375 Gals	Bbls	Tons

BITS No.	Size	Type	Size Jets	Serial No.	Weight	R.P.M.	Ft. Drilled	Hrs	Feet Reamed	Hrs	CONDITION
2	7 7/8	WDT-J	1/16 1/16 1/16	43364			167	7			1D

MUD	12 Mn.	2 a.m.	4 a.m.	6 a.m.
WEIGHT				
VISCOSITY				
GEL				

Additives: 25 BBL Diesel Fuel, 20 Gal. Pipe Lax

At Surveys Degree | MOTOR HOURS | Next Oil Change

PUMPS				
No. 1	Pressure			
Model D 300	S.P.M.			
	Liner Size	5x14		
No. 2	Pressure			
Model D 300	S.P.M.			
	Liner Size	5x14		

Size	TRIPS	No. Lines	TON MILES	TOTAL MILES	Slip Feet or Cut	Feet Left on Spool	Next Slip
1		8					

General

W.L. F.C. pH

Stands 24, Singles, D Collars, Other Ft, C B Ft, Subs Ft, Ft Up On Kelly, TOTAL

REMARKS	Time Start	Stop	Interval
Clean Suction Tank Fill	12.00		
with 25 BBLS Diesel Fuel			
+ 20 Gal Pipe Lax, Pump Down			
Same, Work Pipe + Spot pipe lax		7.00	7
Circ + Work Pipe	7.00	8.00	1
Company Time	Cont'r Time		

Tour — 8 a.m. to 4 p.m.

Specify actual hours worked	Hrs.
Driller H. Flett	12
Derrick L. Lambert	12
Floor B. Myer	12
Floor	
Floor	
Motor R. Lizotte	12
Mechanic	
Extra	

Injuries:

Fires:

From	Footage	To	Hrs. on Bottom	Wt. Drill String (1000 lbs.)	DRILL COLLARS No	O.D.	I.D.	Wgt.	FUEL Gals	WATER Bbls	COAL Tons

BITS No.	Size	Type	Size Jets	Serial No.	Weight	R.P.M.	Ft. Drilled	Hrs	Feet Reamed	Hrs	CONDITION
2	7 7/8	WDT-J	1/16 1/16 1/16	43364							

MUD	8 a.m.	10 a.m.	12 Noon	2 p.m.
WEIGHT				
VISCOSITY				
GEL				

Additives: 50 BBL Diesel Fuel, 80 Gal. Pipe Lax

At Surveys Degree | MOTOR HOURS | Next Oil Change

PUMPS				
No. 1	Pressure			
Model	S.P.M.			
	Liner Size			
No. 2	Pressure			
Model	S.P.M.			
	Liner Size			

Size	TRIPS	No. Lines	TON MILES	TOTAL MILES	Slip Feet or Cut	Feet Left on Spool	Next Slip
1		8					

General

W.L. F.C. pH.

Stands, Singles, D. Collars, Other Ft, C B. Ft, Subs Ft, Ft. Up On Kelly, TOTAL

REMARKS	Time Start	Stop	Interval
Circ Work Pipe	800	1230	4 1/2
Fill Suction Tank with 50 BBLS	1230		
Diesel Fuel + 80 Gals Pipe Lax			
Pump Down. Work Pipe			
Spot pipe lax		4.00	3 1/2
Company Time	Cont'r Time		

DEPARTMENT OF INDIAN AFFAIRS AND NORTHERN DEVELOPMENT
CONSERVATION ENGINEER
JAN 30 1973
YELLOWKNIFE N.W.T.
NORTHERN ECONOMIC DEVELOPMENT BRANCH

Tour — 4 p.m. to Midnight

Specify actual hours worked	Hrs.
Driller P.L. Kelliher	4
Derrick D. Simmons	4
Floor	
Floor B. Appleton	4
Floor	
Motor R. Vezeau	4
Mechanic	
Extra	

Injuries: Nil

Fires:

From	Footage	To	Hrs. on Bottom	Wt. Drill String (1000 lbs.)	DRILL COLLARS No	O.D.	I.D.	Wgt.	FUEL Gals.	WATER Bbls.	COAL Tons
2130		2130									

BITS No.	Size	Type	Size Jets	Serial No.	Weight	R.P.M.	Ft. Drilled	Hrs.	Feet Reamed	Hrs.	CONDITION
2	7 7/8	WDT-J	1/16 1/16 1/16	43364			167	7			

MUD	4 p.m.	6 p.m.	8 p.m.	10 p.m.
WEIGHT				
VISCOSITY				
GEL				

Additives: 80 BBL Diesel Fuel

At Surveys Degree | MOTOR HOURS | Next Oil Change

PUMPS				
No. 1	Pressure			
Model D 300	S.P.M.			
	Liner Size	5 x 14		
No. 2	Pressure			
Model D 300	S.P.M.			
	Liner Size	5 x 14		

Size	TRIPS	No. Lines	TON MILES	TOTAL MILES	Slip Feet or Cut	Feet Left on Spool	Next Slip

General: Pipe Parted at Middle of Single

W.L. F.C. pH.

Stands, Singles, D. Collars, Other Ft, C.B. Ft, Subs. Ft, Ft. Up On Kelly, TOTAL

REMARKS	Time Start	Stop	Interval
Fill Suction with 80 BBLS	400		
Diesel Fuel. Spot Same			
Work Pipe.		800	4
Pipe Parted Hoist 2 Stands			
1 Single			
Wait on Over Shot	800	12.00	4
Company Time	Cont'r Time		

Totco Ring on Bit No. _____ D.P. Calipered Date _____ Results _____ From Pipe Rack _____

B.O.P. Test-Operated _____ Time _____ Results _____

Total Contractor Time _____ Hrs. Total Company Time _____ Hrs.

Toolpusher H. Jandl.

Approved by _____

TRI-CITY DRILLING (1968) LTD.

DAILY DRILLING REPORT

OPERATOR

DAY WORK RECORD

NOTE—Please show FOOTAGE made while "Control Drilling" as well as HOURS.

RIG No. 2 LOCATION Aquit Barrett Lake C-21 AREA DATE JAN. 24 19 73

Tour — Midnight - 8 a.m.

Specify actual hours worked	Hrs.
Driller G.L. KELLIHER	8
Derrick D. SIMMONS.	8
Floor	
Floor B. APPLETON	8
Floor	
Motor R. VEZEAU	8
Mechanic	
Extra	

Injuries: NIL

Fires:

From	Footage	To	Hrs. on Bottom	Wt. Drill String (1000 lbs)	DRILL COLLARS No	O.D	I.D	Wgt	FUEL Gals.	WATER Bbls.	COAL Tons
1957	106	1963	4½	58	18	6"	2⅞	36			

BITS No.	Size	Type	Size Jets	Serial No.	Weight	R.P.M.	Ft. Drilled	Hrs.	Feet Reamed	Hrs.	CONDITION
1	7⅞	WDT-J	11 12 13	43349	20-30	60/80	1268	45¼			8-8-1
2	7⅞	WDT-J	11 12 13	43364							

MUD	12 Mn.	2 a.m.	4 a.m.	6 a.m.
WEIGHT	8.9	8.8	8.7	
VISCOSITY	28	28	28	
GEL				

Additives: SODA ASH - 100#

At Surveys Degree | MOTOR HOURS | Next Oil Change

PUMPS				
No. 1 Pressure				
Model D S.P.M.				
300 Liner Size	5	x 14		
No. 2 Pressure	600	600	600	
Model D S.P.M.	64	64	64	
300 Liner Size	5	x 14		

W.L. F.C. pH

Size	TRIPS	No. Lines	TON MILES	TOTAL MILES	Slip Feet or Cut	Feet Left on Spool	Next Slip
1		8					

General: CLEANED SETTLING TANK. & SHAKER TANK

Stands 1448.1 | Singles | D Collars 517.91 | Other Ft | C B Ft | Subs Ft 1.60 | Ft Up On Kelly 4 | TOTAL 1963

Tour — 8 a.m. to 4 p.m.

Specify actual hours worked	Hrs.
Driller H FLETT	12
Derrick L LAMBERT	12
Floor B MYER	12
Floor	
Floor	
Motor R LIZOTTE	12
Mechanic	
Extra	

Injuries:

Fires:

From	Footage	To	Hrs. on Bottom	Wt. Drill String (1000 lbs.)	DRILL COLLARS No.	O.D.	I.D.	Wgt	FUEL Gals.	WATER Bbls.	COAL Tons
1963	117	2080	4		21	6"	2⅞	39			

BITS No.	Size	Type	Size Jets	Serial No.	Weight	R.P.M.	Ft. Drilled	Hrs.	Feet Reamed	Hrs.	CONDITION
2	7⅞	WDT-J	11 12 13	43364	25-30	80	117	4			

MUD	8 a.m.	10 a.m.	12 Noon	2 p.m.
WEIGHT	8		8.5	8.7
VISCOSITY			28	28
GEL				

Additives: SODA ASH - 100

At Surveys Degree | MOTOR HOURS | Next Oil Change

PUMPS				
No. 1 Pressure				
Model D-300 S.P.M.				
Liner Size	5"			
No. 2 Pressure			600	600
Model D-300 S.P.M.			64	64
Liner Size	5"			

W.L. F.C. pH.

Size	TRIPS	No. Lines	TON MILES	TOTAL MILES	Slip Feet or Cut	Feet Left on Spool	Next Slip
11		8			20'		

General: RIG INSPECTED - SATISFACTORY. R.L. Pince. CONS. ENGR. YELLOWKNIFE

Stands 22 | Singles | D. Collars 602.19 | Other Ft SS 10.50 | C.B. Ft | Subs Ft. 1.60 | Ft. Up On Kelly 12 | TOTAL 2080

Tour — 4 p.m. to Midnight

Specify actual hours worked	Hrs.
Driller G.L. Kelliher	4
Derrick D. Simmons.	4
Floor	
Floor B. Appleton	4
Floor	
Motor R. Vezeau,	4
Mechanic	
Extra	

Injuries:

Fires:

From	Footage	To	Hrs. on Bottom	Wt. Drill String (1000 lbs.)	DRILL COLLARS No.	O.D.	I.D.	Wgt.	FUEL Gals.	WATER Bbls.	COAL Tons
2080	50	2130	3		21	6.	2⅞	39			

BITS No.	Size	Type	Size Jets	Serial No.	Weight	R.P.M.	Ft. Drilled	Hrs.	Feet Reamed	Hrs.	CONDITION
2	7⅞	WDT-J	11 12 13	43364	30M	80	167	7			

MUD	4 p.m.	6 p.m.	8 p.m.	10 p.m.
WEIGHT				
VISCOSITY	28	28		
GEL				

Additives

At Surveys Degree | MOTOR HOURS | Next Oil Change

PUMPS				
No. 1 Pressure				
Model S.P.M.				
Liner Size				
No. 2 Pressure				
Model S.P.M.				
Liner Size				

W.L. F.C. pH.

Size	TRIPS	No. Lines	TON MILES	TOTAL MILES	Slip Feet or Cut	Feet Left on Spool	Next Slip

General

Stands 24 | Singles | D Collars 602.9 | Other Ft SS 10.50 | C.B. Ft. | Subs. Ft. 1.60 | Ft. Up On Kelly 26 | TOTAL 2130.00

REMARKS	Time Start	Stop	Interval
SERVICE RIG	12.00	12.15	¼
DRILL	12.15	4.45	4½
BLOW KELLY	4.45	5.00	¼
HOIST FOR BIT	5.00	6.00	1
PICK up SHOCK SUB (Check Blind Rams)	6.00	6.30	½
RUN IN D.C + PICK up 3 MORE	6.30	8.00	1½
C			

Company Time Cont'r Time

SLIP 20 FT DR LINE	800	9.	
RIG SERVICE BOYS		900	1
RUN IN BIT & WORK ON [redacted]	900		
HEAD ACHE POST RUN IN		1030	1½
CLEAN TO BOTTOM 60 FT.	1030	1145	1¼
DRILL 7⅞ HOLE	1145	145	2
RIG IN SPECTER &	145	200	¼
DRILL	200	400	2

Company Time Cont'r Time

DRILL [illegible]	400	630	2½
RIG [illegible]	630	645	¼
[illegible]	645	745	½
[illegible] UP NO PRESSURE	7[illegible]	800	¼
HOIST TO FISH	8.00	9.15	1¼
10 D.C in HOLE MAKE up OVERSHOT +	9.15	10.00	¾
RUN IN	10.00	11.15	1¼
GIRC DOWN TO FISH LATCH ON	11.15		
TO SAME.		12.00	¾

Company Time Cont'r Time

DEPARTMENT OF INDIAN AFFAIRS AND NORTHERN DEVELOPMENT — CONSERVATION ENGINEER — JAN 30 1973 — YELLOWKNIFE, N.W.T. — NORTHERN ECONOMIC DEVELOPMENT BRANCH

Totco Ring on Bit No. D.P. Calipered Date Results From Pipe Rack Total Contractor Time Hrs. Toolpusher H. [illegible]

B.O.P. Test-Operated Time Results Total Company Time Hrs. Approved by

TRI-CITY DRILLING (1968) LTD.

DAILY DRILLING REPORT

OPERATOR

DAY WORK RECORD

NOTE—Please show FOOTAGE made while "Control Drilling" as well as HOURS.

RIG No. 2 LOCATION Aquit Barrett Lake C-21 AREA DATE Jan 23 1973

Tour — Midnight - 8 a.m.

Specify actual hours worked	Hrs.
Driller R.L. Kelliher	8
Derrick D. Simmons	8
Floor	
Floor B. Appleton	8
Floor	
Motor R. Vezeau	8
Mechanic	
Extra	

Injuries:

Fires: Nil

From	Footage	To	Hrs. on Bottom	Wt. Drill String (1000 lbs.)	DRILL COLLARS No	OD	ID	Wgt	FUEL @ 7 pm	WATER Bbls	COAL Tons
1124	249	1373	7¼	52m	18	6"	2 7/8	36	2911 Gals		

BITS No.	Size	Type	Size Jets	Serial No	Weight	RPM	Ft Drilled	Hrs	Feet Reamed	Hrs	CONDITION
1	7 7/8	WDT-J	11/16 11/16 11/16	43349	30	80	708	26			1N

MUD	12 Mn.	2 a.m.	4 a.m.	6 a.m.
WEIGHT	8.8	8.7	8.8	9.0
VISCOSITY	29	29	29	28
GEL				

Additives: WATER

At Surveys Degree | MOTOR HOURS | Next Oil Change

PUMPS No. 1 Model D 300 Liner Size 5x14 — No. 2 Model D 300 Liner Size 5x14

	12 Mn.	2 a.m.	4 a.m.	6 a.m.
No. 1 Pressure				
No. 1 S.P.M.				
No. 2 Pressure	P.J	600	600	600
No. 2 S.P.M.	64	64	64	64

W.L. F.C. pH

Size	TRIPS	No. Lines	TON MILES	TOTAL MILES	Slip Feet or Cut	Feet Left on Spool	Next Slip
1		8					

General: CLEANED SHAKER TANK.

Stands 85425 | Singles | D Collars 519.51 | Other Ft | CB Ft | Subs Ft | Ft Up On Kelly 1N | TOTAL 1373

REMARKS	Time Start	Stop	Interval
Service Rig	12.00	12.15	1/4
Drill 7 7/8	12.15	2.00	1 3/4
Circ Sample	2.00	2.30	1/2
Drill	2.30	3.00	1/2
Circ Sample	3.00	3.15	1/4
Drill	3.15	9.00	4 3/4

Company Time Cont'r Time

Tour — 8 a.m. to 4 p.m.

Specify actual hours worked	Hrs.
Driller H. Flett	12
Derrick L. Lambert	12
Floor B. Myer	12
Floor	
Floor	
Motor A. Lirette	12
Mechanic	
Extra	

Injuries:

Fires:

From	Footage	To	Hrs. on Bottom	Wt. Drill String (1000 lbs.)	DRILL COLLARS No	OD	ID	Wgt	FUEL Gals	WATER Bbls	COAL Tons
1373	257	1630	7½	58	18	6	2 7/8	36			

BITS No.	Size	Type	Size Jets	Serial No.	Weight	R.P.M.	Ft. Drilled	Hrs.	Feet Reamed	Hrs	CONDITION
1	7 7/8	WDT-J	11/16 11/16 11/16	43349	30	80	925	33½			

MUD	8 a.m.	10 a.m.	12 Noon	2 p.m.
WEIGHT	8.8	8.8	8.9	8.8
VISCOSITY	28	28	28	28
GEL				

Additives: WATER; SODA-ASH 4 200

At Surveys Degree: 1 ¾° | MOTOR HOURS | Next Oil Change

PUMPS No. 1 Pressure — Model S.P.M. — Liner Size — No. 2 Model D 300 Liner Size 5x14

	8 a.m.	10 a.m.	12 Noon	2 p.m.
No. 2 Pressure	600	600	600	600
No. 2 S.P.M.	64	64	64	64

W.L. F.C. pH.

Size	TRIPS	No. Lines	TON MILES	TOTAL MILES	Slip Feet or Cut	Feet Left on Spool	Next Slip

General

Stands 17 | Singles 1 | D. Collars 517.91 | Other Ft | C.B. Ft | Subs. Ft. 1.60 | Ft. Up On Kelly 23 | TOTAL 1630

REMARKS	Time Start	Stop	Interval
Drill 7 7/8 Hole	8.00	11.00	3.00
Rig Service. Bops motor shut off	11.00	11.30	0 1/2
Drill 7 7/8 Hole	11.30	4.00	4 1/2

Company Time Cont'r Time

DEPARTMENT OF INDIAN AFFAIRS AND NORTHERN DEVELOPMENT
CONSERVATION ENGINEER
JAN 30 1973
YELLOWKNIFE, N.W.T.
NORTHERN ECONOMIC DEVELOPMENT BRANCH

Tour — 4 p.m. to Midnight

Specify actual hours worked	Hrs.
Driller R.L. Kelliher	4
Derrick D. Simmons	4
Floor	
Floor B. Appleton	4
Floor	
Motor R. Vezeau	4
Mechanic	
Extra	

Injuries:

Fires: Nil

From	Footage	To	Hrs. on Bottom	Wt. Drill String (1000 lbs.)	DRILL COLLARS No	OD	ID	Wgt	FUEL Gals	WATER Bbls	COAL Tons
1630	227	1857	7¼	58	18	6	2 7/8	36			

BITS No.	Size	Type	Size Jets	Serial No.	Weight	R.P.M.	Ft. Drilled	Hrs.	Feet Reamed	Hrs.	CONDITION
1	7 7/8	WDT-J	11/16 11/16 11/16	43349	30	80	1162	40¼			1N

MUD	4 p.m.	6 p.m.	8 p.m.	10 p.m.
WEIGHT	8.8	8.9	8.8	8.8
VISCOSITY			28	28
GEL				

Additives: SODA ASH # 100 ; WATER

At Surveys Degree: 1683 | 1½° | MOTOR HOURS | Next Oil Change

PUMPS No. 1 Pressure — Model S.P.M. — Liner Size — No. 2 Pressure 600 — Model S.P.M. 32 — Liner Size 5x14

	4 p.m.	6 p.m.	8 p.m.	10 p.m.
No. 2 Pressure	600		600	600
No. 2 S.P.M.	32		64	64

W.L. F.C. pH.

Size	TRIPS	No. Lines	TON MILES	TOTAL MILES	Slip Feet or Cut	Feet Left on Spool	Next Slip
1		8					

General: CLEANED SHAKER TANK.

Stands 21 1255.52 | Singles — | D Collars 517.91 | Other Ft. | C.B. Ft. | Subs. Ft. 160 | Ft. Up On Kelly | TOTAL 1857

REMARKS	Time Start	Stop	Interval
Drill 7 7/8 Hole	4.00	4.30	1/2
Serv. Rig (Survey)	4.30	4.45	1/4
Drill	4.45	12.00	7¼

Company Time Cont'r Time

Totco Ring on Bit No. _____ D.P. Calipered Date _____ Results _____ From Pipe Rack _____

B.O.P. Test-Operated _____ Time _____ Results _____

Total Contractor Time _____ Hrs. Toolpusher H. Flett

Total Company Time _____ Hrs. Approved by _____

TRI-CITY DRILLING (1968) LTD.

DAILY DRILLING REPORT

OPERATOR

DAY WORK RECORD

NOTE—Please show FOOTAGE made while "Control Drilling" as well as HOURS.

RIG No. 2 LOCATION Aquit Barrett Lake C-21 AREA DATE JAN 22 1973

Tour — Midnight - 8 a.m.

Specify actual hours worked	Hrs.
Driller R.L. Kelliher	8
Derrick D. Simmons	8
Floor	
Floor B. Appleton	8
Floor	
Motor R. Vedeau	8
Mechanic	
Extra	

Injuries: Nil

Fires:

From	Footage	To	Hrs. on Bottom	Wt. Drill String (1000 lbs.)	DRILL COLLARS No.	O.D.	I.D.	Wgt.	FUEL @ 7 AM	WATER	COAL
820	175	995	7 3/4	45 m	18	6"	2 7/8	36	3750 Gals	Bbls	Tons

BITS No.	Size	Type	Size Jets	Serial No.	Weight	R.P.M.	Ft. Drilled	Hrs	Feet Reamed	Hrs	CONDITION
1	7 7/8	WDT-J	11/13 1/12	43349	18 m	40	360	15 1/4			1D

MUD	12 Mn.	2 a.m.	4 a.m.	6 a.m.
WEIGHT	8.4	8.4	8.5	8.5
VISCOSITY	28	28	28	28
GEL				

Additives | At Surveys Degree | MOTOR HOURS | Next Oil Change

PUMPS													
No. 1	Pressure					Size	TRIPS	No. Lines	TON MILES	TOTAL MILES	Slip	Feet or Cut	Feet Left on Spool	Next Slip
	Model	S.P.M.												
		Liner Size												
No. 2	Pressure	450	450	450	495	1		8						
	Model D 300	S.P.M.	64	64	64	64								
		Liner Size	5 X 14											

General Cleaned Shaker + Settling Tanks.

W.L. F.C. pH.

Stands 7 — 470.46; Singles; D Collars 512.42; Other Ft; C B Ft; Subs Ft; Ft Up On Kelly 26; TOTAL 995

REMARKS	Time Start	Stop	Interval
Service Rig	12.00	12 15	1/4
Drill	12 15	8.00	7 3/4

Company Time Cont'r Time

Tour — 8 a.m. to 4 p.m.

Specify actual hours worked	Hrs.
Driller H. Flett	14
Derrick B. Myer	14
Floor L. Lambert	14
Floor	
Floor	
Motor R. Lizotte	14
Mechanic	
Extra	

Injuries: Stayed over worked Pump # 1.

Fires:

From	Footage	To	Hrs. on Bottom	Wt. Drill String (1000 lbs.)	DRILL COLLARS No.	O.D.	I.D.	Wgt.	FUEL Gals	WATER Bbls.	COAL Tons
995	95	1090	3		18	6	2 7/8				

BITS No.	Size	Type	Size Jets	Serial No.	Weight	R.P.M.	Ft. Drilled	Hrs.	Feet Reamed	Hrs	CONDITION
1	7 7/8	WDT-J	11/13 1/12	43349	30	60	455	18 1/4			

MUD	8 a.m.	10 a.m.	12 Noon	2 p.m.
WEIGHT	8.5	8.6		
VISCOSITY	28	29		
GEL				

Additives | At Surveys Degree 1090 3 1/4 | MOTOR HOURS | Next Oil Change

PUMPS													
No. 1	Pressure					Size	TRIPS	No. Lines	TON MILES	TOTAL MILES	Slip	Feet or Cut	Feet Left on Spool	Next Slip
	Model	S.P.M.												
		Liner Size												
No. 2	Pressure	450	450	450		1								
	Model D 300	S.P.M.	64											
		Liner Size	5 X 14											

General

W.L. F.C. pH.

Stands 9; Singles; D. Collars 582.42; Other Ft; C.B. Ft; Subs. Ft.; Ft. Up On Kelly 24; TOTAL 1090

REMARKS	Time Start	Stop	Interval
Rig Service	800	815	1/4
Drill 7 7/8 Hole	815	1100	2 3/4
Circ Sample	1100	1115	1/4
Drill 7 7/8 Hole	1115	1130	1/4
Circ Sample	1130	1200	1/2
Drill 10 ft. Circ Sample	1200	1230	1/2
Drop Survey (misrun)			
Hoist to Core Lay Down 2	1230		
Wash Collars			
Pick up CB		400	3 1/2

Company Time Cont'r Time

Tour — 4 p.m. to Midnight

Specify actual hours worked	Hrs.
Driller R.L. Kelliher	4
Derrick D. Simmons	4
Floor	
Floor B. Appleton	4
Floor	
Motor R. Vedeau	4
Mechanic	
Extra	

Injuries: Nil

Fires:

From	Footage	To	Hrs. on Bottom	Wt. Drill String (1000 lbs.)	DRILL COLLARS No.	O.D.	I.D.	Wgt.	FUEL Gals	WATER Bbls.	COAL Tons
1090	4	1124	1/2	50 m	18	6	2 7/8	36			

BITS No.	Size	Type	Size Jets	Serial No.	Weight	R.P.M.	Ft. Drilled	Hrs.	Feet Reamed	Hrs.	CONDITION
~~1~~	~~7 7/8~~	~~WDT-J~~	~~11/13 1/12~~	~~43349~~	~~30~~	~~60~~	~~455~~	~~18 1/4~~	~~30~~	~~1/2~~	
1	6 3/4 36			61-92							

MUD	4 p.m.	6 p.m.	8 p.m.	10 p.m.
WEIGHT				
VISCOSITY				
GEL				

Additives | At Surveys Degree | MOTOR HOURS | Next Oil Change

PUMPS													
No. 1	Pressure	350				Size	TRIPS	No. Lines	TON MILES	TOTAL MILES	Slip	Feet or Cut	Feet Left on Spool	Next Slip
	Model	S.P.M.	50											
		Liner Size	5"											
No. 2	Pressure					1		6						
	Model D 300	S.P.M.												
		Liner Size	5 X 14											

General Recovered 5' core

W.L. F.C. pH.

Stands 9; Singles; D Collars 579.51; Other Ft; C.B. Ft; Subs Ft.; Ft. Up On Kelly 1/2; TOTAL 1124

REMARKS	Time Start	Stop	Interval
Make up CB Run in	400		
De Collars Pick up 2 Collars			
Run in Pipe			
Break Circ + Circ 6 in of		645	2 3/4
Bottom	645	700	
Cut Core # 1 1090 - 1110	700	730	1/2
Survey	730	745	1/4
Hoist Core	7.45	8.00	1/4
Recover Core + Service Rig	9.00	9.45	3/4
Run in 4 Bit	9.45	10.45	1
~~Ream~~ Rat hole work pulled bit	10.45	11.00	1/4
~~Drill~~ ~~7 7/8~~ ~~Hole~~ Ream Rat hole	11.05	11.30	1/2
Drill 7 7/8 Hole	11.30	12.00	1/2

Company Time Cont'r Time

Total Ring on Bit No. _____ D.P. Calipered Date _____ Results _____ From Pipe Rack _____

B.O.P. Test-Operated _____ Time _____ Results _____

Total Contractor Time _____ Hrs. Total Company Time _____ Hrs.

Toolpusher H. Jandl

Approved by _____

DEPARTMENT OF INDIAN AFFAIRS AND NORTHERN DEVELOPMENT
CONSERVATION ENGINEER
JAN 30 1973
YELLOWKNIFE, N.W.T.
NORTHERN ECONOMIC DEVELOPMENT BRANCH

TRI-CITY DRILLING (1968) LTD.

DAILY DRILLING REPORT

OPERATOR **DAY WORK RECORD**

NOTE—Please show FOOTAGE made while "Control Drilling" as well as HOURS.

RIG No. 2 LOCATION Aquit Brackett Lake C-21 AREA DATE JAN. 21 1973

Tour — Midnight - 8 a.m.

Specify actual hours worked	Hrs.
Driller G.L. Kelliher	8
Derrick D. Simmons.	8
Floor	
Floor B. Appleton	8
Floor R. Vezeau.	8
Motor	
Mechanic	
Extra	

Injuries:

Fires:

From	Footage	To	Hrs. on Bottom	Wt. Drill String (1000 lbs.)	DRILL COLLARS No	OD	ID	Wgt	FUEL Gals	WATER Bbls	COAL Tons
635					18	6"	2 7/8	36m			

BITS No	Size	Type	Size Jets	Serial No.	Weight	R.P.M.	Ft Drilled	Hrs	Feet Reamed	Hrs	CONDITION
1	7 7/8	WDT-J	2/13-1/12	43349							

MUD	12 Mn.	2 a.m.	4 a.m.	6 a.m.
WEIGHT				
VISCOSITY				
GEL				

Additives

At Surveys Degree

MOTOR HOURS

Next Oil Change

PUMPS No. 1 Pressure; Model D-300; S.P.M.; Liner Size 5 X 14

No. 2 Pressure; Model; S.P.M.; Liner Size

Size	TRIPS	No. Lines	TON MILES	TOTAL MILES	Slip Feet or Cut	Feet Left on Spool	Next Slip
1		8					

General

W.L. F.C. pH.

Stands 63.33; Singles 31.40; D Collars 512.47; Other Ft; C B Ft; Subs Ft .60; Ft Up On Kelly; TOTAL 635.

REMARKS	Time Start	Stop	Interval
Head up B.O.Ps.	12:00	7:15	7 1/4
Pressure Test Blind Rams	7:15	7:45	1/2
To 1000# For 15 mins.			
Run in w/ Bit.	7:45	8:00	1/4

Company Time Cont'r Time

Tour — 8 a.m. to 4 p.m.

Specify actual hours worked	Hrs.
Driller H. Flett	12
Derrick B. Myer.	12
Floor L. Lambert.	12
Floor	
Floor	
Motor R. Lizotte.	12
Mechanic	
Extra	

Injuries:

Fires:

From	Footage	To	Hrs. on Bottom	Wt. Drill String (1000 lbs)	DRILL COLLARS No	OD	ID	Wgt	FUEL Gals	WATER Bbls	COAL Tons
635	7	642	1/2		18	6"	2 7/8				

BITS No	Size	Type	Size Jets	Serial No.	Weight	R.P.M.	Ft. Drilled	Hrs	Feet Reamed	Hrs	CONDITION
1	7 7/8	WDT-J	2/12-1/12	43349	10m	40	7	1/2			

MUD	8 a.m.	10 a.m.	12 Noon	2 p.m.
WEIGHT				
VISCOSITY				
GEL				

Additives

At Surveys Degree

MOTOR HOURS

Next Oil Change

PUMPS No. 1 Pressure 450; Model D-300; S.P.M.; Liner Size 5"

No. 2 Pressure; Model; S.P.M.; Liner Size

Size	TRIPS	No. Lines	TON MILES	TOTAL MILES	Slip Feet or Cut	Feet Left on Spool	Next Slip

General

W.L. F.C. pH.

Stands 63.33; Singles 31.40; D. Collars 572.42; Other Ft; C B Ft; Subs. Ft.; Ft. Up On Kelly 3; TOTAL 642.

REMARKS	Time Start	Stop	Interval
Run in Bit # 1	8:00	9:00	1
Service Rig.	9:00	9:15	1/4
Blow Kelly Break Circ Plug Bit.	9:15	10:00	3/4
TRIP For Plugged Bit.	10:00	12:00	2
Pressure Test Pipe Rams To 1000# For 15 min held OK. Pressure Test Hydril To 1000# For 15 mins OK. Pressure Test Kelly cock For 15 min To 1000#	12:00	1:30	1 1/2
DRILL out Cement	1:30	3:00	1 1/2
DRILL 7 7/8 Hole.	3:00	4:00	1

Company Time Cont'r Time

Tour — 4 p.m. to Midnight

Specify actual hours worked	Hrs.
Driller G.L. Kelliher	4
Derrick D. Simmons.	8
Floor	
Floor B. Appleton	4
Floor	
Motor R. Vezeau.	4
Mechanic	
Extra	

Injuries:

Fires:

From	Footage	To	Hrs. on Bottom	Wt. Drill String (1000 lbs.)	DRILL COLLARS No	OD	ID	Wgt	FUEL Gals	WATER Bbls	COAL Tons
642	178	820	7	42	18	6"	2 7/8				

BITS No	Size	Type	Size Jets	Serial No.	Weight	R.P.M.	Ft. Drilled	Hrs.	Feet Reamed	Hrs	CONDITION
1	7 7/8	WDT-J	2/12-1/12	43349	12	40	185	7 1/2			

MUD	4 p.m.	6 p.m.	8 p.m.	10 p.m.
WEIGHT			8.5	8.4
VISCOSITY			28	28
GEL				

Additives

At Surveys Degree

MOTOR HOURS

Next Oil Change

PUMPS No. 1 Pressure 450 450; Model D-300; S.P.M.; Liner Size 5 X 14

No. 2 Pressure; Model; S.P.M.; Liner Size

Size	TRIPS	No. Lines	TON MILES	TOTAL MILES	Slip Feet or Cut	Feet Left on Spool	Next Slip

General Held Blow out drill with Crew. Checked escape buggy (OK)

W.L. F.C. pH.

Stands 282.92; Singles; D. Collars 512.42; Other Ft.; C.B. Ft.; Subs. Ft.; Ft. Up On Kelly 13; TOTAL 820.

REMARKS	Time Start	Stop	Interval
DRILL 7 7/8 Hole.	4:00	6:45	2 3/4
Change Shaker screen	6:45	7:45	1
DRILL 7 7/8 Hole.	7:45	12:00	4 1/4

Company Time Cont'r Time

DEPARTMENT OF INDIAN AFFAIRS AND NORTHERN DEVELOPMENT
CONSERVATION ENGINEER
JAN 30 1973
YELLOWKNIFE, N.W.T.
NORTHERN ECONOMIC DEVELOPMENT BRANCH

Totco Ring on Bit No. _____ D.P. Calipered Date _____ Results _____ From Pipe Rack _____

B.O.P. Test-Operated _____ Time _____ Results _____

Total Contractor Time _____ Hrs. Toolpusher _____

Total Company Time _____ Hrs. Approved by _____

TRI-CITY DRILLING (1968) LTD.

DAILY DRILLING REPORT

OPERATOR

DAY WORK RECORD

NOTE—Please show FOOTAGE made while "Control Drilling" as well as HOURS.

RIG No. 2 LOCATION Aquit Barnett Lake C-21 AREA DATE JAN 20 19 73

Tour — Midnight - 8 a.m.

Specify actual hours worked	Hrs.
Driller R.L. Kelliner	8
Derrick D. Simmons	8
Floor	
Floor B. Appleton	8
Floor	
Motor R. Vereau	8
Mechanic	
Extra	

Injuries: Nil

Fires:

From	Footage	To	Hrs. on Bottom	Wt. Drill String (1000 lbs)	DRILL COLLARS No	OD	ID	Wgt	FUEL Gals	WATER Bbls	COAL Tons
551	84	635	1¼	38	14	6"	2¾	36			

BITS No	Size	Type	Size Jets	Serial No.	Weight	RPM	Ft. Drilled	Hrs	Feet Reamed	Hrs	CONDITION
2A	12¼	OSC-3J	3/16 1/16	RR	All	100	324	9¾			4-1-1

MUD	12 Mn.	2 a.m.	4 a.m.	6 a.m.
WEIGHT	9.9	10.1		
VISCOSITY	120	115		
GEL				
PUMPS No. 1 Pressure	800	300		
Model D 700 S.P.M.	72	72		
Liner Size	6½ x 14			
No. 2 Pressure				
Model D 300 S.P.M.				
Liner Size				
W.L.	F.C.	pH		

Additives: 1% Stream Water

At Surveys Degree: 635 3/4

MOTOR HOURS | Next Oil Change

Size	TRIPS	No. Lines	TON MILES	TOTAL MILES	Slip	Feet or	Cut	Feet Left on Spool	Next Slip
1		8							

General: Pipe Strap 647.68 ~~Board - 646.35 Diff - 1.33~~

Stands 63.33 / Singles 31.40 / D. Collars 512.42 / Other Ft / C.B. Ft / Subs Ft 60 / Ft Up On Kelly 11 / TOTAL 635

REMARKS	Time Start	Stop	Interval
Service Rig	12.00	12.15	¼
Drill	12.15	1.30	1¼
Circ To Run Csg.	1.30	2.00	½
Survey	2.00	2.15	¼
Blow Kelly	2.15	2.30	¼
Hoist To Run Csg + Strap Pipe	2.30	3.30	1
Rig To Run Csg + Run Same	3.30	8.00	4½
Dropped 4 Joints When Fell Through Bridge & Slammed Open Elevators. Found At 60' In/Csg. Tripped & Rotr. In Use			

Company Time Cont'r Time

Tour — 8 a.m. to 4 p.m.

Specify actual hours worked	Hrs.
Driller H. Flett	12
Derrick W. Ratzay	12
Floor L. Lamisert	12
Floor	
Floor	
Motor R. Liboton	12
Mechanic	
Extra	

Injuries:

Fires:

From	Footage	To	Hrs on Bottom	Wt Drill String (1000 lbs)	DRILL COLLARS No	OD	ID	Wgt	FUEL Gals	WATER Bbls	COAL Tons

BITS No.	Size	Type	Size Jets	Serial No	Weight	RPM	Ft Drilled	Hrs	Feet Reamed	Hrs	CONDITION

MUD	8 a.m.	10 a.m.	12 Noon	2 p.m.
WEIGHT				
VISCOSITY				
GEL				
PUMPS No. 1 Pressure				
Model S.P.M.				
Liner Size				
No. 2 Pressure				
Model S.P.M.				
Liner Size				
W.L.	F.C.	pH.		

Additives

At Surveys Degree

MOTOR HOURS 1 2 3 4 | Next Oil Change

Size	TRIPS	No. Lines	TON MILES	TOTAL MILES	Slip	Feet or	Cut	Feet Left on Spool	Next Slip

General

Stands / Singles / D. Collars / Other Ft / C.B. Ft. / Subs Ft / Ft Up On Kelly / TOTAL

REMARKS	Time Start	Stop	Interval
Run Ceasing	8.00	10.00	
Rig To & Circ Ceasing	10.00	11.30	
Cement Ceasing	11.30	12 HS	
W.O.C			
Ran 16 Jts 639' 8 5/8 24# K			
TAC @ 620' w/ 500 sx			
Oil-Const-Arctic + 2% CACL3			
Cmt In Place 13.30 Hrs			
100 sx To Pit. Cmt PB			
560			

Company Time Cont'r Time

Tour — 4 p.m. to Midnight

Specify actual hours worked	Hrs.
Driller R.L. Kelliner	4
Derrick D. Simmons	4
Floor	
Floor B. Appleton	4
Floor	4
Motor R. Vereau	
Mechanic	
Extra	

Injuries: Nil

Firss:

From	Footage	To	Hrs. on Bottom	Wt Drill String (1000 lbs)	DRILL COLLARS No	OD	ID	Wgt	FUEL Gals	WATER Bbls	COAL Tons
635											

BITS No	Size	Type	Size Jets	Serial No.	Weight	RPM	Ft. Drilled	Hrs	Feet Reamed	Hrs	CONDITION

MUD	4 p.m.	6 p.m.	8 p.m.	10 p.m.
WEIGHT				
VISCOSITY				
GEL				
PUMPS No. 1 Pressure				
Model S.P.M.				
Liner Size				
No. 2 Pressure				
Model S.P.M.				
Liner Size				
W.L.	F.C.	pH.		

Additives

At Surveys Degree

MOTOR HOURS 1 2 3 4 5 | Next Oil Change

Size	TRIPS	No. Lines	TON MILES	TOTAL MILES	Slip	Feet or	Cut	Feet Left on Spool	Next Slip

General

Stands / Singles / D. Collars / Other Ft / C.B. Ft / Subs Ft. / Ft Up On Kelly / TOTAL

REMARKS	Time Start	Stop	Interval
Wait on Cement.	4.00	10.00	6
~~Head up BOP's~~	~~10.00~~	~~10.00~~	
Slack off + Head up BOP's	10.00	12.00	2

DEPARTMENT OF INDIAN AFFAIRS AND NORTHERN DEVELOPMENT
CONSERVATION ENGINEER
JAN 30 1973
YELLOWKNIFE, N.W.T.
NORTHERN ECONOMIC DEVELOPMENT BRANCH

Company Time Cont'r Time

Totco Ring on Bit No. _____ D.P. Calipered Date _____ Results _____ From Pipe Rack _____

B.O.P. Test-Operated _____ Time _____ Results _____

Total Contractor Time _____ Hrs. Toolpusher _____

Total Company Time _____ Hrs. Approved by _____

TRI-CITY DRILLING (1968) LTD.

DAILY DRILLING REPORT

OPERATOR **DAY WORK RECORD**

NOTE—Please show FOOTAGE made while "Control Drilling" as well as HOURS.

RIG No. 2 LOCATION Aquit Barrett Lake AREA C-21 DATE JAN 19 19 73

Tour — Midnight - 8 a.m.

Specify actual hours worked	Hrs.
Driller F.L. Kelliher	8
Derrick D Simmons	8
Floor	
Floor B. Appleton	8
Floor	
Motor R. Vezeau	8
Mechanic	
Extra	

Injuries: Nil

Fires:

From	Footage	To	Hrs. on Bottom	Wt. Drill String (1000 lbs)	DRILL COLLARS No	O.D	I.D	Wgt	FUEL Gals	WATER Bbls	COAL Tons
314	3	317	½	20m	10	6	2¼	20			

BITS No.	Size	Type	Size Jets	Serial No.	Weight	R.P.M.	Ft. Drilled	Hrs.	Feet Reamed	Hrs.	CONDITION
2A	12¼	OSC3J (RR)	3/24 1/20	426224		100	3	½			

Stands / Singles / D. Collars 278.03 / Other Ft / C.B. Ft / Subs. Ft .60 / Ft. Up On Kelly 12 / TOTAL 317

MUD	12 Mn.	2 a.m.	4 a.m.	6 a.m.
WEIGHT				
VISCOSITY	34	50	125	
GEL				

Additives: D.V. 68 - 16 gal; Gel - 1850#; Caustic - 50#

At Surveys Degree / MOTOR HOURS / Next Oil Change

PUMPS: No. 1 Model D 300, Liner Size 6½ x 14; No. 2 Model D 300, Liner Size 9 x 14

Size	TRIPS	No. Lines	TON MILES	TOTAL MILES	Slip Feet or Cut	Feet Left on Spool	Next Slip
1		8					

General: ~~Fitted Comm C~~ Held Safety Meeting with Crew.

W.L. F.C. pH

Tour — 8 a.m. to 4 p.m.

Specify actual hours worked	Hrs.
Driller H Flett	12
Derrick W Ratzoy	12
Floor L Lambert	12
Floor	
Floor	
Motor R. Lizotte	12
Mechanic	
Extra	

Injuries:

Fires:

From	Footage	To	Hrs. on Bottom	Wt. Drill String (1000 lbs.)	DRILL COLLARS No.	O.D.	I.D.	Wgt.	FUEL Gals.	WATER Bbls.	COAL Tons
314	26	340	1½								

BITS No.	Size	Type	Size/Jets	Serial No.	Weight	R.P.M.	Ft. Drilled	Hrs.	Feet Reamed	Hrs.	CONDITION
2A	12¼	OSC3J	2/24 1/20	RR	ALL	100	29	2			

Stands / Singles / D. Collars 308.41 / Other Ft. 38.60 / C.B. Ft / Subs. Ft. 60 / Ft. Up On Kelly 7 / TOTAL 340

MUD	8 a.m.	10 a.m.	12 Noon	2 p.m.
WEIGHT				
VISCOSITY			35	42
GEL				

Additives: Super-Cole = 2500; Caustic # 200; DV-68 4 gal; Saw-Dust - 10 sacks

At Surveys Degree: 317 ¾ / MOTOR HOURS / Next Oil Change

PUMPS: No. 1 Model, Liner Size; No. 2 Model, Liner Size

Size	TRIPS	No. Lines	TON MILES	TOTAL MILES	Slip Feet or Cut	Feet Left on Spool	Next Slip

General: Held Safety Meeting With Crew.

W.L. F.C. pH.

Tour — 4 p.m. to Midnight

Specify actual hours worked	Hrs.
Driller F.L. Kelliher	4
Derrick D. Simmons	4
Floor	
Floor B. Appleton	4
Floor	
Motor R Vezeau	4
Mechanic	
Extra	

Injuries: Nil

Fires:

From	Footage	To	Hrs. on Bottom	Wt. Drill String (1000 lbs.)	DRILL COLLARS No.	O.D.	I.D.	Wgt.	FUEL Gals.	WATER Bbls.	COAL Tons
340	211	551	5½	38	18	6"	2¼	36			

BITS No.	Size	Type	Size Jets	Serial No.	Weight	R.P.M.	Ft. Drilled	Hrs.	Feet Reamed	Hrs.	CONDITION
2A	12¼	OSC-J	2/24 1/20	RR	ALL	100	240	8½			IN

Stands / Singles / D. Collars 512.42 / Other Ft. / C.B. Ft. / Subs. Ft. .60 / Ft. Up On Kelly 12 / TOTAL 551

MUD	4 p.m.	6 p.m.	8 p.m.	10 p.m.
WEIGHT			9.9	10.0
VISCOSITY	65	60	110	125
GEL				

Additives: 1" stream water

At Surveys Degree: 491 1½ / MOTOR HOURS / Next Oil Change

PUMPS: No. 1 Model, Liner Size 6¼ x 14; No. 2 Model, Liner Size

	4 p.m.	6 p.m.	8 p.m.	10 p.m.
No. 1 Pressure	400	400	400	300
No. 1 S.P.M.			72	72

Size	TRIPS	No. Lines	TON MILES	TOTAL MILES	Slip Feet or Cut	Feet Left on Spool	Next Slip
1		8					

General

W.L. F.C. pH.

REMARKS

Company Time	Cont'r Time	Start	Stop	Interval
Mix Mud (Service Rig)		12.00	4.15	4¼
Run in w/bit. to Tag Cement		4.15		
No Cement Run in to Drill			6.00	1¾
Work on Flowline		6.00	6.30	½
Clean out Pump		6.30	7.00	½
Circ Contaminated Mud		7.00	7.30	½
Drill Rocks		7.30	8.00	½
Company Time	**Cont'r Time**			
Rig Service		800	815	¼
Drill 12¼ Hole. Boulders		8.15	9.00	¾
Work Pipe Hoist 2 stand collars		900	930	½
Rig Standby Pump.		930	1030	1
Mix Mud Circ		1030	300	4½
Run in Collars		300	315	¼
Drill 12¼ Hole		315	400	¾
Company Time	**Cont'r Time**			
Drill 12¼ Hole		400	445	¾
Run Survey		445	500	¼
Drill 12¼ Hole		500	9.30	4½
Survey		9.30	9.45	¼
Drill		9.45	10.30	¾
Clean Pump Screen		10.30	10.45	¼
Drill		10.45	11.15	½
Take off Flowline + Unplug Suge		11.15	12.00	¾
Company Time	**Cont'r Time**			

DEPARTMENT OF INDIAN AFFAIRS AND NORTHERN DEVELOPMENT
CONSERVATION ENGINEER
JAN 30 1973
YELLOWKNIFE, N.W.T.
NORTHERN ECONOMIC DEVELOPMENT BRANCH

Totco Ring on Bit No. _____ D.P. Calipered Date _____ Results _____ From Pipe Rack _____

B.O.P. Test-Operated _____ Time _____ Results _____

Total Contractor Time _____ Hrs. Total Company Time _____ Hrs.

Toolpusher H. Jones

Approved by _____

TRI-CITY DRILLING (1968) LTD.

DAILY DRILLING REPORT

RIG No. 2 LOCATION Aquit Brackett ~~Lake~~ AREA C-21 DATE Jan 18 1973

OPERATOR

DAY WORK RECORD

NOTE—Please show FOOTAGE made while "Control Drilling" as well as HOURS.

Tour — Midnight - 8 a.m.

Specify actual hours worked	Hrs.
Driller J. JANDL	8
Derrick W. RATZOY	8
Floor D. CLARK	8
Floor	
Floor	
Motor E. FLETT	8
Mechanic	
Extra	

Injuries:

Fires:

From	Footage	To	Hrs. on Bottom	Wt. Drill String (1000 lbs.)	DRILL COLLARS No.	O.D.	I.D.	Wgt	FUEL Gals.	WATER Bbls.	COAL Tons
314	—	314									

BITS No.	Size	Type	Size Jets	Serial No.	Weight	R.P.M.	Ft. Drilled	Hrs	Feet Reamed	Hrs.	CONDITION
2A	17½	Hole opener			4M.	120	145	3¼			

MUD	12 Mn.	2 a.m.	4 a.m.	6 a.m.
WEIGHT			9.7	
VISCOSITY			68	
GEL				

Additives: At Surveys Degree: MOTOR HOURS: Next Oil Change:

PUMPS				
No. 1	Pressure		300	
Model	S.P.M.		72	
	Liner Size			
No. 2	Pressure			
Model	S.P.M.			
	Liner Size			

W.L. F.C. pH.

Size	TRIPS	No. Lines	TON MILES	TOTAL MILES	Slip Feet or Cut	Feet Left on Spool	Next Slip

General

Stands / Singles / D. Collars / Other Ft / C.B. Ft / Subs Ft / Ft. Up On Kelly / TOTAL

Time	Start	Stop	Interval
Make up Hole opener and Run in	12.00	12.30	3½
Rig Serv.	12.30	12.45	¼
Ream TO 17½"	12.45	3.00	2¼
Wait on Conductor Pipe	3.00	4.30	1½
Ream To 145'	4.30	5.30	1
Blow Kelly and Hoist	5.30		
To Run Conductor Pipe		6.15	¾
Rig To Run Conductor	6.15		
Pipe and Run Same		8.00	1¾

Company Time / Cont'r Time

Tour — 8 a.m. to 4 p.m.

Specify actual hours worked	Hrs.
Driller G.L. KELLIHER	8
Derrick D. SIMMONS	8
Floor	
Floor R. APPLETON	8
Floor	
Motor R. VEZEAU	8
Mechanic	
Extra	

Injuries: NIL

Fires:

From	Footage	To	Hrs. on Bottom	Wt. Drill String (1000 lbs.)	DRILL COLLARS No.	O.D.	I.D.	Wgt	FUEL Gals.	WATER Bbls.	COAL Tons
314					10	6"	2⅞	20			

BITS No.	Size	Type	Size Jets	Serial No.	Weight	R.P.M.	Ft. Drilled	Hrs	Feet Reamed	Hrs.	CONDITION

MUD	8 a.m.	10 a.m.	12 Noon	2 p.m.
WEIGHT				
VISCOSITY				
GEL				

Additives: At Surveys Degree: MOTOR HOURS: Next Oil Change:

PUMPS				
No. 1	Pressure			
Model D 300	S.P.M.			
	Liner Size	6½ x 14		
No. 2	Pressure			
Model D 300	S.P.M.			
	Liner Size	5 x 14		

W.L. F.C. pH.

Size	TRIPS	No. Lines	TON MILES	TOTAL MILES	Slip Feet or Cut	Feet Left on Spool	Next Slip
1		8					

General: RUN 5 JTS 13⅜ 48# H-40 ~~BT~~ CSG. 154' — CEMENTED @ 149' KB WITH 200 SAX REGULAR (Portland) 1% CaCl² CEMENT TO SURFACE

Stands / Singles / D. Collars 278.03 / Other Ft / C.B. Ft / Subs. Ft. .60 / Ft. Up On Kelly 3 / TOTAL 314

REMARKS	Start	Stop	Interval
Run Conductor Pipe	8.00	11.00	3
Wait on Cementer Circ Csg.	11.00	1.00	2
Rig up Cement unit Circ Csg.	1.00	3.00	2
Cement Csg.	3.00	3.30	½
Staging Cement	3.30	4.00	

Company Time / Cont'r Time

DEPARTMENT OF INDIAN AFFAIRS AND NORTHERN DEVELOPMENT
CONSERVATION ENGINEER
JAN 30 1973
YELLOWKNIFE, N.W.T.
NORTHERN ECONOMIC DEVELOPMENT BRANCH

Tour — 4 p.m. to Midnight

Specify actual hours worked	Hrs.
Driller H. FLETT	8
Derrick W. RATZOY	8
Floor L. LAMBERT	8
Floor	
Floor	
Motor R. LIZOTTE	8
Mechanic	
Extra	

Injuries:

Fires:

From	Footage	To	Hrs. on Bottom	Wt. Drill String (1000 lbs.)	DRILL COLLARS No.	O.D.	I.D.	Wgt.	FUEL Gals.	WATER Bbls.	COAL Tons
314											

BITS No.	Size	Type	Size Jets	Serial No.	Weight	R.P.M.	Ft. Drilled	Hrs.	Feet Reamed	Hrs.	CONDITION

MUD	4 p.m.	6 p.m.	8 p.m.	10 p.m.
WEIGHT				
VISCOSITY				
GEL				

Additives: SUPER-COL 35 SAX. CAUSTIC = 50 DV-68 - 4 GALS

At Surveys Degree: MOTOR HOURS: Next Oil Change:

PUMPS				
No. 1	Pressure			
Model	S.P.M.			
	Liner Size			
No. 2	Pressure			
Model	S.P.M.			
	Liner Size			

W.L. F.C. pH.

Size	TRIPS	No. Lines	TON MILES	TOTAL MILES	Slip Feet or Cut	Feet Left on Spool	Next Slip

General

Stands / Singles / D. Collars / Other Ft / C.B. Ft / Subs. Ft. / Ft. Up On Kelly / TOTAL

REMARKS	Start	Stop	Interval
Staging Cement - Csg. on Bottom	4.00	4.30	
W.O.C	4.30	8.00	
Cut Conductor pipe & Rig up Flow Line	8.00		
Mix MUD		12.00	

Company Time / Cont'r Time

Totco Ring on Bit No. _____ D.P. Calipered Date _____ Results _____ From Pipe Rack _____ Total Contractor Time _____ Hrs. Toolpusher H. Jandl

B.O.P. Test-Operated _____ Time _____ Results _____ Total Company Time _____ Hrs. Approved by _____

TRI-CITY DRILLING (1968) LTD.

DAILY DRILLING REPORT

RIG No. 2 LOCATION Aquit. Brakett Lake AREA C-21 DATE Jan 17 19 73

OPERATOR

DAY WORK RECORD

NOTE—Please show FOOTAGE made while "Control Drilling" as well as HOURS.

Tour — Midnight - 8 a.m.

Specify actual hours worked	Hrs.
Driller J. JANDL	12
Derrick W. RATZOW	12
Floor D CLARK	12
Floor	
Floor	
Motor E FLETT	12
Mechanic	
Extra	

Injuries:

Fires:

From	Footage	To	Hrs. on Bottom	Wt. Drill String (1000 lbs.)	DRILL COLLARS No.	O.D.	I.D.	Wgt.	FUEL Gals	WATER Bbls	COAL Tons
39		100									

BITS No.	Size	Type	Size Jets	Serial No.	Weight	R.P.M.	Ft. Drilled	Hrs.	Feet Reamed	Hrs.	CONDITION
1A	12¼	OSC-3J	1/18 1/20 1/24	42629	All	140	110	7			

Stands | Singles | D. Collars 87.11 | Other Ft. 38.60 | C.B Ft | Subs Ft. 60 | Ft. Up On Kelly 15 | TOTAL 110

MUD	12 Mn.	2 a.m.	4 a.m.	6 a.m.
WEIGHT	Drill	8.6	8.9	9.0
VISCOSITY	Mouse	28	32	40
GEL	Hole			

Additives: Gel 2500, Caustic 150, Cement 160

At Surveys Degree: 95 ½

MOTOR HOURS 1 2 3 4 5 | Next Oil Change

PUMPS		12 Mn.	2 a.m.	4 a.m.	6 a.m.
No. 1	Pressure		300	300	300
Model D 300	S.P.M.		72	72	72
	Liner Size		6¾/14		
No. 2	Pressure				
Model	S.P.M.				
	Liner Size				

Size	TRIPS	No. Lines	TON MILES	TOTAL MILES	Slip Feet or	Cut	Feet Left on Spool	Next Slip

General

W.L. F.C. pH

REMARKS	Time Start	Stop	Interval
Drill Mouse Hole	12.00	12.45	3/4
Rig Serv.	12.45	1.00	1/4
Drill 12¼ Hole	1.00	3.30	2½
Try To Make Conn. (Sand)	3.30	3.45	1/4
Mix Mud	3.45	5.00	1¼
Drill 12¼ Hole	5.00	6.00	1
Clean Screen on Pump	6.00	6.15	1/4
Drill 12¼ Hole	6.15	7.00	3/4
Run Survey	7.00	7.15	1/4
Drill 12¼ Hole	7.15	8.00	3/4

Company Time Cont'r Time

Tour — 8 a.m. to 4 p.m.

Specify actual hours worked	Hrs.
Driller C.L. KELLINER	12
Derrick D. SIMMONS	12
Floor	
Floor B. HAMLETON	12
Floor	
Motor R. VEZEAU	12
Mechanic	
Extra	

Injuries: NIL

Fires:

From	Footage	To	Hrs. on Bottom	Wt. Drill String (1000 lbs.)	DRILL COLLARS No.	O.D.	I.D.	Wgt.	FUEL Gals.	WATER Bbls.	COAL Tons
110	181	291	6	28	9	6"	2⅞	18			

BITS No.	Size	Type	Size Jets	Serial No.	Weight	R.P.M.	Ft. Drilled	Hrs.	Feet Reamed	Hrs.	CONDITION
1A	12¼	OSC-3J	1/18 1/20 1/24	42629	All	140	291	13			IN

Stands | Singles | D. Collars 252.23 | Other Ft. | C.B. Ft. | Subs. Ft. .60 | Ft. Up On Kelly IN | TOTAL 291.43

MUD	8 a.m.	10 a.m.	12 Noon	2 p.m.
WEIGHT	9.8	9.8	9.7	9.8
VISCOSITY	43	37	45	40
GEL				

Additives: Gel - 1500#, Caustic - 150#, Cement - 640#

At Surveys Degree: 212 0°

MOTOR HOURS 1 2 3 4 5 | Next Oil Change

PUMPS		8 a.m.	10 a.m.	12 Noon	2 p.m.
No. 1	Pressure	300	400	400	400
Model D 300	S.P.M.	72	72	72	72
	Liner Size	6¾ x 14			
No. 2	Pressure				
Model D 300	S.P.M.				
	Liner Size	5 x 14			

Size	TRIPS	No. Lines	TON MILES	TOTAL MILES	Slip Feet or	Cut	Feet Left on Spool	Next Slip
1		8						

General: Gravel @ 150' To 200' - 250 - 290'. Lost 100 Bbls mud To Formation

W.L. F.C. pH.

REMARKS	Time Start	Stop	Interval
Service Rig	8.00	8.15	1/4
Drill 12¼ Hole	8.15	8.30	1/4
Clean out Pump + Screen	8.30	9.15	3/4
Drill	9.15	11.30	2¼
Survey	11.30	11.45	1/4
Drill on Rocks	11.45	12.15	1/2
Clean Pump Screen	12.15	12.30	1/4
Drill Rocks	12.30	1.15	3/4
Clean Pump Screen	1.15	1.30	1/4
Drill Rocks	1.30	2.45	1¼
Clean Pump Screen	2.45	3.00	1/4
Drill Rocks + Mix Mud	3.00	4.00	1

Company Time Cont'r Time

Tour — 4 p.m. to Midnight

Specify actual hours worked	Hrs.
Driller	
Derrick	
Floor	
Floor	
Floor	
Motor	
Mechanic	
Extra	

Injuries:

Fires:

From	Footage	To	Hrs. on Bottom	Wt. Drill String (1000 lbs.)	DRILL COLLARS No.	O.D.	I.D.	Wgt.	FUEL Gals.	WATER Bbls.	COAL Tons
291	23	314	13¼	28	10	6	2⅞				

BITS No.	Size	Type	Size Jets	Serial No.	Weight	R.P.M.	Ft. Drilled	Hrs.	Feet Reamed	Hrs.	CONDITION
1A	12¼	OSC-3J	1/18 1/20 1/24	42629	All	140	314	14¾			

Stands | Singles | D. Collars 278.03 | Other Ft. 38.60 | C.B Ft | Subs. Ft. .60 | Ft. Up On Kelly 3 | TOTAL 314

MUD	4 p.m.	6 p.m.	8 p.m.	10 p.m.
WEIGHT	9.7	9.7		9.7
VISCOSITY	40	40		68
GEL				

Additives: Gel - #2800, Caustic - #250, Cement - 14 sks C.M.C. - #50, Milostarch #450 Sawdust - Milstarch #400 Kwikseal -

At Surveys Degree

MOTOR HOURS 1 2 3 4 5 | Next Oil Change

PUMPS		4 p.m.	6 p.m.	8 p.m.	10 p.m.
No. 1	Pressure	400	PJ		PJ
Model D 300	S.P.M.	72	72		72
	Liner Size	6½ x 14			
No. 2	Pressure				
Model	S.P.M.				
	Liner Size				

Size	TRIPS	No. Lines	TON MILES	TOTAL MILES	Slip Feet or	Cut	Feet Left on Spool	Next Slip
1		8						

General: Checked ALL Breathing Equip.! Gravel From 290 To

W.L. F.C. pH.

REMARKS	Time Start	Stop	Interval
Service Rig	4.00	4.15	1/4
Mix Mud Hole (Caving)	4.15	5.00	3/4
Clean Pump Screen	5.00	5.15	1/4
Drill	5.15	6.00	3/4
Hole Fell in Mix Mud + Build Volume	6.00	7.30	1½
Change Gland Packing in Pump	7.30	7.45	1/4
Mix Mud + Build Volume	7.45	10.00	2¼
Drill Rocks	10.00	11.00	1
Blow Kelly and Hoist	11.00		
To Run Hole opener		12.00	1

Company Time Cont'r Time

DEPARTMENT OF INDIAN AFFAIRS AND NORTHERN DEVELOPMENT
CONSERVATION ENGINEER
JAN 25 1973
YELLOWKNIFE, N.W.T.
NORTHERN ECONOMIC DEVELOPMENT BRANCH

Totco Ring on Bit No. _____ D.P. Calipered Date _____ Results _____ From Pipe Rack _____

B.O.P. Test-Operated _____ Time _____ Results _____

Total Contractor Time _____ Hrs. Toolpusher J. Jandl

Total Company Time _____ Hrs. Approved by _____

TRI-CITY DRILLING (1968) LTD.

DAILY DRILLING REPORT

OPERATOR **DAY WORK RECORD**

NOTE—Please show FOOTAGE made while "Control Drilling" as well as HOURS.

RIG No. 2 LOCATION Aquit Brackett Lk. C-21 AREA _____ DATE Jan 16 1973

Tour — Midnight - 8 a.m.

Specify actual hours worked	Hrs.
Driller J. JANDL	12
Derrick W RATZOY	12
Floor D. CLARK	12
Floor	
Floor	
Motor E FLETT	12
Mechanic	
Extra	

Injuries:

Fires:

From	Footage	To	Hrs. on Bottom	Wt. Drill String (1000 lbs.)	DRILL COLLARS No.	O.D.	I.D.	Wgt.	FUEL Gals.	WATER Bbls.	COAL Tons
1											

BITS No.	Size	Type	Size Jets	Serial No.	Weight	R.P.M.	Ft. Drilled	Hrs.	Feet Reamed	Hrs	CONDITION
	12¼	OSC-3J	1-20-24	42629							

MUD	12 Mn.	2 a.m.	4 a.m.	6 a.m.
WEIGHT				
VISCOSITY				
GEL				

Additives

At Surveys Degree	

MOTOR HOURS	Next Oil Change
1	
2	
3	
4	
5	

PUMPS					
No. 1	Pressure				
Model	S.P.M.				
	Liner Size				
No. 2	Pressure				
Model	S.P.M.				
	Liner Size				

Size	TRIPS	No. Lines	TON MILES	TOTAL MILES	Slip Feet or Cut	Feet Left on Spool	Next Slip

General

W.L. F.C. pH.

Stands	
Singles	
D. Collars	
Other Ft	
C.B. Ft	
Subs. Ft.	
Ft. Up On Kelly	
TOTAL	

Tour — 8 a.m. to 4 p.m.

Specify actual hours worked	Hrs.
Driller C.L. Kelliher	12
Derrick D. Simmons	12
Floor	
Floor B. Appleton	12
Floor	
Motor R. Vezeau	12
Mechanic	
Extra	

Injuries:

Fires:

From	Footage	To	Hrs. on Bottom	Wt. Drill String (1000 lbs.)	DRILL COLLARS No.	O.D.	I.D.	Wgt.	FUEL Gals.	WATER Bbls.	COAL Tons
0											

BITS No.	Size	Type	Size Jets	Serial No.	Weight	R.P.M.	Ft. Drilled	Hrs.	Feet Reamed	Hrs	CONDITION
1A	12¼	OSC-3J	1/16 20 20 24	42629							

MUD	8 a.m.	10 a.m.	12 Noon	2 p.m.
WEIGHT				
VISCOSITY				
GEL				

Additives

At Surveys Degree	

MOTOR HOURS	Next Oil Change
1	
2	
3	
4	
5	

PUMPS					
No. 1	Pressure				
Model D 300	S.P.M.				
	Liner Size	6½ × 14			
No. 2	Pressure				
Model B 300	S.P.M.				
	Liner Size	5 × 14			

Size	TRIPS	No. Lines	TON MILES	TOTAL MILES	Slip Feet or Cut	Feet Left on Spool	Next Slip
1		6					

General

W.L. F.C. pH.

Stands	
Singles	
D. Collars	
Other Ft.	
C.B. Ft.	
Subs. Ft.	
Ft. Up On Kelly	
TOTAL	

Tour — 4 p.m. to Midnight

Specify actual hours worked	Hrs.
Driller	
Derrick	
Floor	
Floor	
Floor	
Motor	
Mechanic	
Extra	

Injuries:

Fires:

From	Footage	To	Hrs. on Bottom	Wt. Drill String (1000 lbs.)	DRILL COLLARS No.	O.D.	I.D.	Wgt.	FUEL Gals.	WATER Bbls.	COAL Tons
0	39	39	2								

BITS No.	Size	Type	Size Jets	Serial No.	Weight	R.P.M.	Ft. Drilled	Hrs.	Feet Reamed	Hrs	CONDITION
1A	12¼	OSC-3J	1/16 20 20 24	42629			39	2			

MUD	4 p.m.	6 p.m.	8 p.m.	10 p.m.
WEIGHT	8.3			8.4
VISCOSITY	28			30
GEL				

Additives: GEL - 1000#; CAUSTIC - 50#; CEMENT - 2410#

At Surveys Degree	

MOTOR HOURS	Next Oil Change
1	
2	
3	
4	
5	

PUMPS					
No. 1	Pressure	250			250
Model	S.P.M.	72			
	Liner Size	6½ × 14			
No. 2	Pressure				
Model	S.P.M.				
	Liner Size				

Size	TRIPS	No. Lines	TON MILES	TOTAL MILES	Slip Feet or Cut	Feet Left on Spool	Next Slip

General

W.L. F.C. pH.

Stands	
Singles	
D. Collars	
Other Ft.	38 60
C.B. Ft.	
Subs. Ft.	60
Ft. Up On Kelly	—
TOTAL	39

REMARKS	Time Start	Stop	Interval
Rig up Put up Pre Fabs Hook up Water Lines Get Ready To Drill Rat Hole	12.00	8.00	
GL 424.1			
KB 436.1			
Company Time / Cont'r Time			
Hook up Water lines + Fire Water	8.00		
Rig To Drill Rat Hole, Put Pump Together		1.00	5
Drill Rat Hole	1.00	2.00	1
Change liner basket in D.300	2.00	2.30	½
Drill Rat Hole	2.30	4.00	1½
Company Time / Cont'r Time			
Service Rig	4.00	4.15	¼
Drill Rat Hole	4.15	6.00	1¾
Repair Stand Pipe Valve + Rig To spud	6.00	8.45	2¾
Drill 12¼ Hole	8.45	10.45	2
Drill Mouse Hole	10.45	12.00	1¼
Spud 8:45 pm 1/16/73			
Company Time / Cont'r Time			

DEPARTMENT OF INDIAN AFFAIRS AND NORTHERN DEVELOPMENT — CONSERVATION ENGINEER — JAN 25 1973 — YELLOWKNIFE, N.W.T. — NORTHERN ECONOMIC DEVELOPMENT BRANCH

Totco Ring on Bit No. _____ D.P. Calipered Date _____ Results _____ From Pipe Rack _____ Total Contractor Time _____ Hrs. Toolpusher H. Jagodl

B.O.P. Test-Operated _____ Time _____ Results _____ Total Company Time _____ Hrs. Approved by _____

TRI-CITY DRILLING (1968) LTD.

DAILY DRILLING REPORT

OPERATOR

DAY WORK RECORD

NOTE—Please show FOOTAGE made while "Control Drilling" as well as HOURS.

RIG No. 2 LOCATION Aquit Brackett Lk. C-21 AREA DATE Jan 15 1973

Tour — Midnight - 8 a.m.

Specify actual hours worked	Hrs.
Driller J. JANDL	12
Derrick W. RATZOY	12
Floor D. CLARK	12
Floor	
Floor	
Motor E. FLETT	12
Mechanic	
Extra	

Injuries:

Fires:

From	Footage	To	Hrs. on Bottom	Wt. Drill String (1000 lbs.)	DRILL COLLARS No.	O.D.	I.D.	Wgt.	FUEL Gals.	WATER Bbls.	COAL Tons

BITS No.	Size	Type	Size Jets	Serial No.	Weight	R.P.M.	Ft. Drilled	Hrs.	Feet Reamed	Hrs.	CONDITION

MUD	12 Mn.	2 a.m.	4 a.m.	6 a.m.
WEIGHT				
VISCOSITY				
GEL				
PUMPS No. 1 Pressure				
Model S.P.M.				
Liner Size				
No. 2 Pressure				
Model S.P.M.				
Liner Size				

Additives | At Surveys Degree | MOTOR HOURS | Next Oil Change

Size	TRIPS	No. Lines	TON MILES	TOTAL MILES	Slip Feet or	Cut	Feet Left on Spool	Next Slip

General

W.L. F.C. pH.

Stands | Singles | D. Collars | Other Ft. | C.B. Ft. | Subs. Ft. | Ft. Up On Kelly | TOTAL

REMARKS	Time Start	Stop	Interval
Rig up			

Company Time Cont'r Time

Raise Derrick, Fire up Boiler	8.00		
Hook up Steam Lines + Rig up		12.00	16

Tour — 8 a.m. to 4 p.m.

Specify actual hours worked	Hrs.
Driller P.L. Kelliher	16
Derrick D. Simmons	16
Floor B. Appleton	16
Floor	
Floor	
Motor R. Voreau	16
Mechanic	
Extra	

Injuries: N/A

Fires:

From	Footage	To	Hrs. on Bottom	Wt. Drill String (1000 lbs.)	DRILL COLLARS No.	O.D.	I.D.	Wgt.	FUEL Gals.	WATER Bbls.	COAL Tons

BITS No.	Size	Type	Size Jets	Serial No.	Weight	R.P.M.	Ft. Drilled	Hrs.	Feet Reamed	Hrs.	CONDITION

MUD	8 a.m.	10 a.m.	12 Noon	2 p.m.
WEIGHT				
VISCOSITY				
GEL				
PUMPS No. 1 Pressure				
Model S.P.M.				
Liner Size				
No. 2 Pressure				
Model S.P.M.				
Liner Size				

Additives | At Surveys Degree | MOTOR HOURS 1, 2, 3, 4, 5 | Next Oil Change

Size	TRIPS	No. Lines	TON MILES	TOTAL MILES	Slip Feet or	Cut	Feet Left on Spool	Next Slip

General

W.L. F.C. pH.

Stands | Singles | D. Collars | Other Ft. | C.B. Ft. | Subs. Ft. | Ft. Up On Kelly | TOTAL

Company Time Cont'r Time

Tour — 4 p.m. to Midnight

Specify actual hours worked	Hrs.
Driller	
Derrick	
Floor	
Floor	
Floor	
Motor	
Mechanic	
Extra	

Injuries:

Fires:

From	Footage	To	Hrs. on Bottom	Wt. Drill String (1000 lbs.)	DRILL COLLARS No.	O.D.	I.D.	Wgt.	FUEL Gals.	WATER Bbls.	COAL Tons

BITS No.	Size	Type	Size Jets	Serial No.	Weight	R.P.M.	Ft. Drilled	Hrs.	Feet Reamed	Hrs.	CONDITION

MUD	4 p.m.	6 p.m.	8 p.m.	10 p.m.
WEIGHT				
VISCOSITY				
GEL				
PUMPS No. 1 Pressure				
Model S.P.M.				
Liner Size				
No. 2 Pressure				
Model S.P.M.				
Liner Size				

Additives | At Surveys Degree | MOTOR HOURS 1, 2, 3, 4, 5 | Next Oil Change

Size	TRIPS	No. Lines	TON MILES	TOTAL MILES	Slip Feet or	Cut	Feet Left on Spool	Next Slip

General

W.L. F.C. pH.

Stands | Singles | D. Collars | Other Ft. | C.B. Ft. | Subs. Ft. | Ft. Up On Kelly | TOTAL

Company Time Cont'r Time

DEPARTMENT OF INDIAN AFFAIRS AND NORTHERN DEVELOPMENT
CONSERVATION ENGINEER
JAN 23 1973
YELLOWKNIFE, N.W.T.
NORTHERN ECONOMIC DEVELOPMENT BRANCH

Totco Ring on Bit No. _____ D.P. Calipered Date _____ Results _____ From Pipe Rack _____ Total Contractor Time _____ Hrs. Toolpusher _____

B.O.P. Test-Operated _____ Time _____ Results _____ Total Company Time _____ Hrs. Approved by _____

CONFIDENTIAL Until 7-3-75

Report No. 2 TTU 73

Report on 3 lots of conodont samples from core #4 of the Aquitaine Brackett Lake C-21 well (65°10'2"N, 125°5'8"W; NTS 96F), submitted by A. Jacobs, Aquitaine Company of Canada Ltd.

The relevant parts of any manuscript prepared for publication that paraphrase or quote from this report should be referred to the Paleontology Subdivision, Calgary, for possible revision.

Stratigraphy	Conodonts	GSC Loc. No.
3,878' - 3,891' depth	Drepanodus sp. (cf. Acodus oneotensis Furnish of Ethington & Clark, 1971, Pl. 1, fig. 3) (1) Scandodus ? sp. (1) wt. of sample = 271 g.	C-23686
3,879' depth	Acontiodus staufferi Furnish (1) Scandodus ? sp. (1) wt. of sample = 370 g.	C-23687
3,889' depth	no conodont wt. of sample = 256 g.	C-23688

Comments

The above list is based on form taxonomy; the number of specimens recovered is in brackets.

The fauna is too small to be fitted precisely into any established North American or European zonation, but it can be stated that it is Lower Ordovician age, ranging from Faunas C to E in the scheme of Ethington & Clark (1971). Drepanodus sp. approaches a form figured by these authors as Acodus oneotensis, a species which is restricted to their Fauna C. The present fauna may, therefore, be at the older end of the range of Faunas C to E.

This is a characteristic fauna of North American Lower Ordovician platform facies. Owing to lack of forms in common with the faunas of the North Atlantic province, it cannot be precisely correlated with the standard sequences in Europe. According to Ethington & Clark (1971), Fauna C may be equivalent to the higher part of the Tremadocian, and Fauna E to the Billengen Substage, Latorpian Stage (lower Arenigian).

Fauna C is present in the Sarbach Formation, D in the upper Mons and lower Sarbach Formations, and E in the upper Sarbach Formation, of southern Rocky Mountains. (See Aitken & Norford, 1967, for revision of these stratigraphic terms).

In Australia, Druce & Jones (1971) found Acontiodus staufferi and Acodus oneotensis restricted to the base of their Cordylodus rotundatus-C. angulatus Assemblage Zone. These authors date this zone as upper Tremadocian.

References

Aitken, J. D., and Norford, B. S.,
1967: Lower Ordovician Survey Peak and Outram Formations, southern Rocky Mountains of Alberta; Bull. Can. Petrol. Geol., v. 15, no. 2, p. 150-207.

Druce, E. C., and Jones, P. J.,
1971: Cambro-Ordovician conodonts from the Burke River structural belt, Queensland; Australian Dept. Natl. Develop., Bull. 110, 158 p.

Ethington, R. L., and Clark, D. L.,
1971: Lower Ordovician conodonts in North America; Geol. Soc. Amer., Mem. 127, p. 63-82.

T. T. Uyeno

Paleontology Subdivision,
Institute of Sedimentary and Petroleum Geology,
Calgary, March 7, 1973.

BRACKETT LAKE C-21

. CONFIDENTIAL UNTIL 7-3-75

Report No. 2 TTU 73

Report on 3 lots of conodont samples from core #4 of the Aquitaine Brackett Lake C-21 well (65°10'2"N, 125°5'8"W; NTS 96F), submitted by A. Jacobs, Aquitaine Company of Canada Ltd.

The relevant parts of any manuscript prepared for publication that paraphrase or quote from this report should be referred to the Paleontology Subdivision, Calgary, for possible revision.

Stratigraphy	Conodonts	GSC Loc. No.
3,878' - 3,891' depth	Drepanodus sp. (cf. Acodus oneotensis Furnish of Ethington & Clark, 1971, Pl. 1, fig. 3) (1) Scandodus ? sp. (1) wt. of sample = 271 g.	C-23686
3,879' depth	Acontiodus staufferi Furnish (1) Scandodus ? sp. (1) wt. of sample = 370 g.	C-23687
3,889' depth	no conodont wt. of sample = 256 g.	C-23688

Comments

The above list is based on form taxonomy; the number of specimens recovered is in brackets.

The fauna is too small to be fitted precisely into any established North American or European zonation, but it can be stated that it is Lower Ordovician age, ranging from Faunas C to E in the scheme of Ethington & Clark (1971). Drepanodus sp. approaches a form figured by these authors as Acodus oneotensis, a species which is restricted to their Fauna C. The present fauna may, therefore, be at the older end of the range of Faunas C to E.

This is a characteristic fauna of North American Lower Ordovician platform facies. Owing to lack of forms in common with the faunas of the North Atlantic province, it cannot be precisely correlated with the standard sequences in Europe. According to Ethington & Clark (1971), Fauna C may be equivalent to the higher part of the Tremadocian, and Fauna E to the Billengen Substage, Latorpian Stage (lower Arenigian).

Fauna C is present in the Sarbach Formation, D in the upper Mons and lower Sarbach Formations, and E in the upper Sarbach Formation, of southern Rocky Mountains. (See Aitken & Norford, 1967, for revision of these stratigraphic terms).

In Australia, Druce & Jones (1971) found Acontiodus staufferi and Acodus oneotensis restricted to the base of their Cordylodus rotundatus-C. angulatus Assemblage Zone. These authors date this zone as upper Tremadocian.

References

Aitken, J. D., and Norford, B. S.,
1967: Lower Ordovician Survey P[illegible]k and Outram Formations, southern Rocky Mountains of Alberta; Bull. Can. Petro[illegible]. Geol., v. 15, no. 2, p. 150-207.

Druce, E. C., and Jones, P. J.,
1971: Cambro-Ordovician conodonts from the Burke River structural belt, Queensland; Australian Dept. Natl. Develop., Bull. 110, 158 p.

Ethington, R. L., and Clark, D. L.,
1971: Lower Ordovician conodonts in North America; Geol. Soc. Amer., Mem. 127, p. 63-82.

T. T. Uyeno

Paleontology Subdivision,
Institute of Sedimentary and Petroleum Geology,
Calgary, March 7, 1973.