HUSKY. HB. ET. AL
WILLOW LAKE H-10

Drilling Authority No. 416

Date Issued 2 February 1970

WELL NAME Husky HB et al Willow Lake H-10

FIELD ..... Area: .....

LOCATION: Unit H Section 10 Grid 62-50-121-45

Latitude 62-49-16 Longitude 121-45-01

U.W.L.R. 62.83111 — 121.75028

U.W.I. 300H106250121450

Rig Release Date: .....

Status .....

Information Release Date .....

CHANGE OF NAME:

DATE RECEIVED	INDEX
2-2-70	Application for a Drilling Authority.
	Well Completion Data.
	Well History Report.
	Application to Amend a Drilling Authority.
	Application to change a Well Name.
28/8/70	Application to Abandon a Well or Suspend Drilling.
	Application to Alter Condition of a Well.
	Well History Supplement.
26/8/70	Well Completion Data.
	Work-over Report No. .....
	Application to Commingle Production before Measurement.
	Data for Back Pressure Test on Natural Gas Wells – Monograph 7 Method.
	Data for Back Pressure Test on Natural Gas Wells – Vitter's Method.
	M.P.R. – Oil – Calculations.
	New Oil Well Report.
	New Gas Well Report.
	Well Inspection Report.
	Rig Inspection Report.
	Battery Inspection Report.
	Equipment Report.
	Well Card.
	New Service Well Report.
	Monthly Water Flood Operations Report
	Monthly Water Receipts and Disposal of Fluids Report
	Logs. Large scale..... Small scale.....

IAND 52-90 (3-69)

DEPARTMENT OF INDIAN AFFAIRS AND NORTHERN DEVELOPMENT
OIL AND MINERAL DIVISION

WELL COMPLETION DATA

To be submitted in duplicate within thirty days after the completion, rework, abandonment, recompletion or suspension of every well.

Well name and number: Husky HB et al Willowlake H-10

Permit No.: 4410 Lease No.:

Imperial Oil Enterprises Ltd. (Permittee, Licensee, Lessee) Exploratory Licence No.: 1266

Husky Oil Ltd. (Operator) Exploratory Licence No.: 1356

Location: Unit: H Section: 10 Grid: 62° 50' - 121° 45'

Latitude: 62° 49' 16" N Longitude: 121° 45' 01" W

Unique well identifier: 300 H 106250 121450

Universal Well Location Reference: Lat 62.82111° N, Long 121.75028° W

	DATE	DEPTH
Spudded	Feb 27/70	
Suspended		
Resumed Operations		
Finished Drilling	Mar 22/70	3270
Deepened		
Complete (gas/oil)		
Abandoned	Mar 27/70	3270
Rig released	Mar 27/70	3270

Pool(s): Interval(s) open to production: NONE

Elevation: Gr. 785 K.B. 798

Rig No.: 4

Drilling Contractor: S&T Drilling (Western) Co. Ltd.

Contractor's Business Licence No.: 564

CASING RECORD

	Casing Size (Inches)	Grade	Weight	Amount	Set at —	Sacks of Cement and Additives
1.	9 5/8	J-55	36	309.45	322'	250 sacks +2% $CaCl_2$
2.						
3.						
4.						
5.						
6.						

GEOLOGICAL TOPS LOGS	ELEVATION Depths	ELEVATION Sub-Sea
Horn River	402	+ 396
Hume	486	+ 312
Bear Rock	870	- 72
Ronning	2210	-1412
Basal Clastics	2750	-1952
Precambrian	2940	-2142

CORE RECORD

From	To	Rec.	From	To	Rec.
499	549	50			
2267	2317	50			
2318	2370	52			

LOG RECORD

Run No.	Type of Log	From	To
1	DIL	322	3261
1	BHCS-GR-C	322	3268
1	Formation Density	386	3268
1	SNP	322	3266
1	Continuous Dipmeter	350	3265
1	Directional	322	3270

CEMENTING RECORD (Plug, Squeeze, etc.)

Date	From	To	Remarks
Mar 24/70	3255	3155	Tagged at 3153. Drilled off to 3165'.
Mar 26/70	2350	2250	110 sks. Tagged at 2154
Mar 26/70	372	272	90 sxs. Plug fell down hole.
Mar 26/70	372	272	95 sxs. Pumped cement to surface. Tagged at 165' after 8 hours.
Mar 27/70	Surface		5 sxs. Erect Monument.

PERFORATING RECORD (Bullet, Jet)

Date	From	To	Remarks
		NONE	

SERVICING RECORD (Acidizing, Fracing, etc.)

Date	From	To	Remarks
	NONE		

DRILL STEM TESTS

No.	Date	Formation	From	To	V.O. Mins.	I.S.I. Mins.	F.S.I. Mins.	I.S.I.B.H.P.	F.S.I.B.H.P.	I.F.B.H.P.	F.F.B.H.P.	I.H.P.	F.H.P.	REMARKS
1	Mar 14/70	Ronning	2265	2317	60	30	55	31	358	31	31	1226	1223	Recovered 10' drilling mud.
2	Mar 23/70	Ronning	2200	2263	57	27	55	68	32	16	16	1212	1212	Recovered 5' drilling mud.
3	Mar 25/70	Hume Bear Rock	727	950	57	30	55	Not Recorded	226	66	72	414	414	Recovered 50' drilling mud.

ANALYSIS

Lab. No.	Sample	From	To	Source	Remarks
CNP-4-5051	Core	2267	2317	Core #2	Complete analysis
CAL-2-1835	Mud Water	2265	2317	DST #1	From top of test tool
CAL-2-1964	Mud Water	2200	2263	DST #2	From top of test tool
CAL-2-1964	Mud Water	727	950	DST #3	From top of test tool

PRESENT STATUS OF WELL

Oil		(Interval)
Gas		(Interval)
Dry	XX	
Susp.		

Company: HUSKY OIL LTD.

Signed by: C. R. Carrington

Title: Drilling Engineer

Date: August 26, 1970

Forms to be prepared in duplicate and forwarded to the Conservation Engineer, Calgary, Alberta.

File No.
Drilling Authority No. 616

DEPARTMENT OF INDIAN AFFAIRS AND NORTHERN DEVELOPMENT
OIL AND MINERAL DIVISION

Application to Abandon a Well [redacted]

In compliance with the "Canada Oil and Gas Land Regulations", application is hereby made for approval to abandon, to suspend drilling:—

Name and number of well Husky HB et al Willowlake H-10

Location: Unit H Section 10 Grid 62° 50' - 121° 45'

Latitude 62° 49' 16" N Longitude 121° 45' 01" W

From Established Reference Marker

Universal Well Location Reference Lat 62.82111°N, Long 121.75028° W

Permit No. 4410 Lease No.

Imperial Oil Enterprises Ltd.
(Permittee, Licensee, Lessee)

Date of commencement of proposed program

OIL, GAS, AND WATER ENCOUNTERED
(Depths)

Oil at None

Gas at None

Water at None

Total Depth 3270 Date of last operations March 27, 1970

Present condition of well Dry and abandoned

CASING RECORD

Casing Size O.D. Inches	Weight	Amount	Set At—	Sacks of Cement and Additives	Amount Pulled
1. 9 5/8	36	309.45	322	250 sacks +2% $CaCl_2$	None
2.					
3.					
4.					
5.					

PROPOSED ABANDONMENT PROGRAM

Plug No.	Plug Position	Geological Formation	Number of Sacks of Cement	Remarks
1	3255-3155	Precambrian (to cover fish)	50	Drilled off to 3165
2	2350-2250	Basal Clastics-Ronning	110	Tagged at 2154.
3	372-272	Surface casing.	90	Fell down hole.
4	372-272	Surface Casing.	95	Tagged at 165'.
5	Surface	Surface casing.	5	Erected Monument.

The following logs have been run DIL, BHCS-GR-C, FD, SNP, Cont Dipmeter, Directional

Other operations proposed None

Operations to be carried out by S&T Drilling (Western) Contractor Licence No. 564

Address Edmonton, Alberta Address

Responsible Agent in field Glen Robertson, Ft. Simpson, N.W.T.

Dated at Calgary, Alberta this 25th Day of August 19 70

Signed by [signature] Company HUSKY OIL LTD.

Title Drilling Engineer Operator's Exploratory Licence No. 1356

Note:—The Oil Conservation Engineer's office must be notified before work is commenced.

(For OIL AND MINERAL DIVISION use only)

APPROVAL

This application has been examined and proposed programme approved, subject to the following conditions:

Confirming oral approval given by Mr. G. E. Blue on the 25th March 1970.

Dated 28th August, 19 70

[signature]
Oil Conservation Engineer

Forms to be submitted in triplicate to Oil Conservation Engineer, Department of Indian Affairs and Northern Development, Calgary, Alberta.

Drilling Authority No. 416

Project No.

File No.

CANADA

DEPARTMENT OF INDIAN AFFAIRS AND NORTHERN DEVELOPMENT
OIL AND MINERAL DIVISION

FEB 2 1970

Application for a Drilling Authority

This notice of intention to begin drilling operations, in triplicate, and where required a plan of survey approved by the Surveyor General showing the target area or the site of the well must be submitted and approved before commencing operations.

In compliance with the "Canada Oil and Gas Land Regulations", application is hereby made for approval to drill:—

Name and number of well Husky HB et al Willow Lake H-10

Location: Unit H Section 10 Grid 62° 50' ; 121° 45'

Latitude 62° 49' 16" N Longitude 121° 45' 01"

Unique Well Identifier

Universal Well Location Reference Lat. 62.82111° N, Long. 121.75028 W

Elevation: Ground 785 K.B. 797 Est. feet above sea-level.

Well is expected to produce from Devonian or Basal Clastics formation at a depth of about 1800 feet. Expected total final depth 1800'

Area assigned to well

(for Oil Conservation Engineer's use only)

Permit No. 4410 Lease No. Acreage 58,650

Permittee, licensee, or lessee Imperial Oil Enterprises, Ltd.

Exploratory Licence No. 1266

Surface owned by Crown or Crown

(If alienated submit name and address of owner and occupant.)

Petroleum and natural-gas rights owned by Crown

We propose to use the following strings of casing, either cementing or landing them as indicated below:—

Casing Size O.D. (Inches)	Weight (Lb./Ft.)	Grade	New or Used	Estimated Depth	Sacks of Cement
1. 9 5/8	36	J-55	New	250	As required to surface
2.					
3.					
4.					
5.					

Expected water, gas, and oil horizons and type of control equipment Devonian or Basal Clastics. Drilling mud and Hydraulic Double Shaffer and Hydril type GK Blowout Preventors.

Well will be drilled with Rotary Rig No. 4 by S & T Drilling (Western) Co. Ltd.
(Drilling Contractor or company)

Responsible agent of applicant:— Contractor's Business Licence No. 564

At well Glen Robertson At registered office C. R. Carrington

Address Ft. Simpson Address 515 Sixth St. S.W., Calgary, Alberta

It is understood that if changes become necessary, notice of the change of plan will be submitted.

Dated at Calgary, Alberta this 22 day of January 19 70

Signed by [signature] Company HUSKY OIL LTD.

Title Drilling Engineer Operator's Licence No. 1356

(For Oil and Mineral Division use only)

APPROVED

This application has been examined and approved subject to the following conditions:—

1. The Company will submit to this office, on Tuesday of each week, the latest reports received by radio on the progress of the well.
2. During well drilling and testing operations, every effort shall be made to ensure

Dated 2nd February 19 70 Please see over page
Oil Conservation Engineer

Forms to be submitted to Oil Conservation Engineer, Department of Indian Affairs and Northern Development, Calgary, Alberta.

IAND 52-90-1 (3-69)

POOR COPY

that drilling fluids, chemicals and wastes shall be disposed of or contained in a manner that will prevent the contamination of adjacent vegetation and surface or sub-surface waters.

3. We draw your attention to Sections 95 and 96 of the Canada Oil and Gas Land Regulations.

4. Intermediate and production strings of casing are to receive the approval of the Oil Conservation Engineer

B.H.J. Thoms, Oil Conservation Engineer

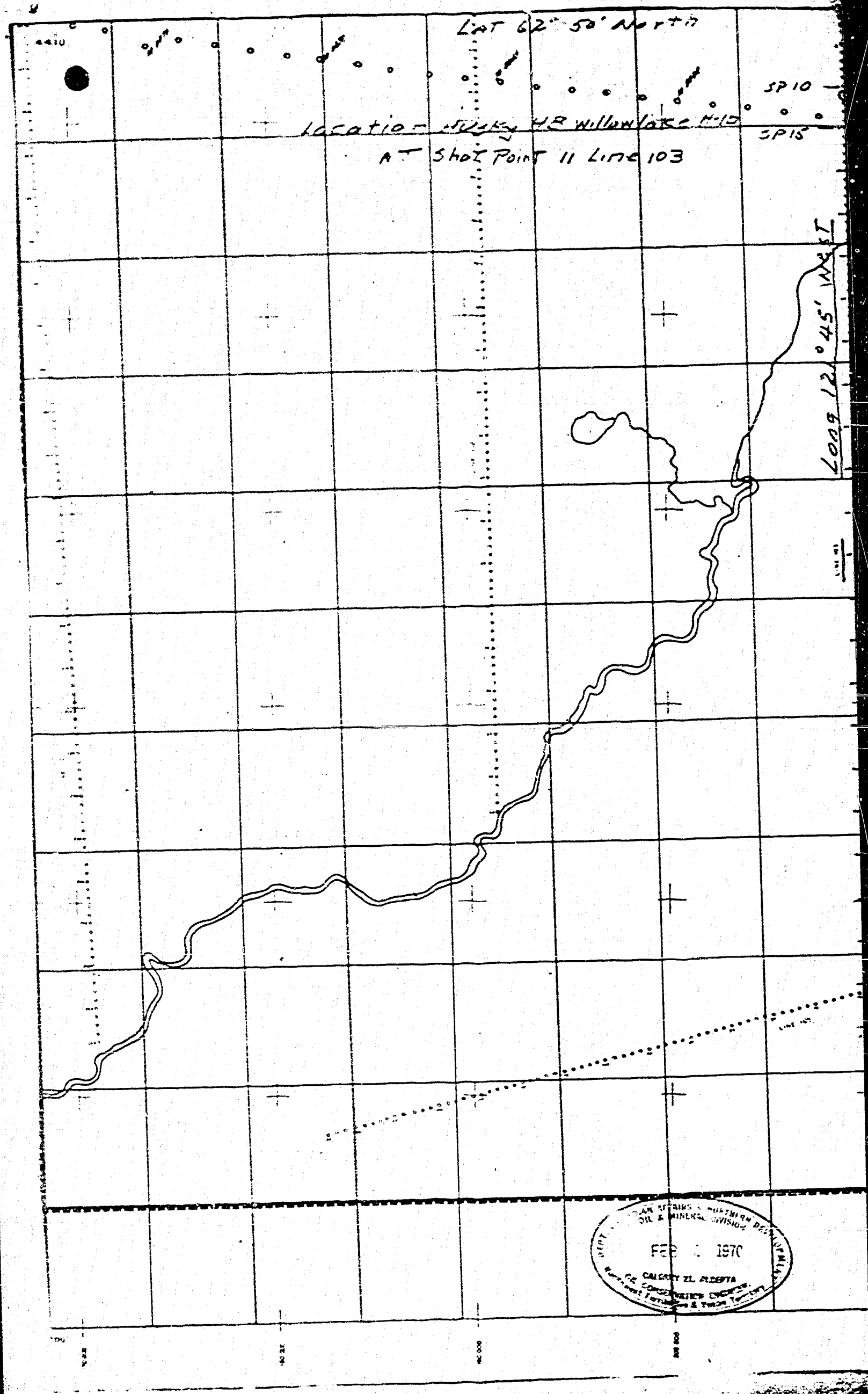
Lat 62° 50' North
SP 10
SP 15
Location - HB Willowlake H-15
AT Shot Point 11 Line 103
Long 121° 45' West
FEB 1970
CALGARY 21, ALBERTA

WELL HISTORY
of
Husky H B et al Willowlake
H-10
(Northwest Territories)

OIL & GAS OPERATIONS UNIT
Oil and Mineral Division
NOV 2 1970
OTTAWA, CANADA
Dept. of Indian Affairs & Northern Development

HUSKY H B ET AL WILLOW LAKE

H-10

D & A

April 20, 1970

This report prepared and submitted on behalf of Husky Oil Ltd. by Oilmen's Wellsite Services Ltd.

Per: Gordon L. Strom

Gordon L. Strom, P. Geol.

TABLE OF CONTENTS

			Pages
Section I	-	Summary of Data	1
Section II	-	Geological Summary	2
Section III	-	Engineering Summary	3 - 4
Section IV	-	Log Summary	5
Section V	-	Analysis	5
Section VI	-	Completion Record	5
Core Descriptions			6 - 8
Sample Record			9 - 17
Drill Stem Test Records			18 - 33
Bit Record			34
Mud Record			35
Hole Deviation Record			36
Core Analysis			37 - 38
Fluid Chemical Analysis			39 - 41
Logs			Back Pocket

WELL HISTORY REPORT

SECTION I - SUMMARY OF WELL DATA

a) Well Name and Number	Husky H.B. et al Willow Lake H-10
b) Lessee	Imperial Oil Enterprises, Ltd.
c) Operator	Husky Oil Ltd. - 815 - 6th St. S.W. Calgary, Alberta
d) Location	Unit - H, Section 10, Grid - 62°50'; 121°45'. 62°49' 16"N. 121°45'01"W. Unique Identifier: 300H106250121450 Universal Well Location Ref: Lat. 62.82111°N. Long. 121.75028W
e) Development Well Co-ordinates:	Nil
f) Permit Number	4410
g) Drilling Contractor	S & T Drilling (Western) Co. Ltd. Rig #4 - T-32
h) Drilling Authority	#416 ~~issued 2nd February~~ 1970
i) Well Classification	Wildcat
j) Elevations	Ground 785', K.B. 798'
k) Spudded	February 27, 1970 - 2:30 a.m.
l) Completed Drilling	March 22, 1970
m) Total Depth	3270' - No plug back
n) Well Status	Dry and Abandoned
o) Rig Release Date	12:00 Noon - March 27, 1970
p) Hole Sizes to Total Depth	13 3/4" to 322' - 8 3/4" from 322' to 3270' T.D.
q) Casing	Ran 11 Jts, 9 5/8" 36# -JS Range II & III, 8 rd. Mannesmann casing. Landed @ 322' K.B. Cemented w/250 sax Portland Cement plus 2% $CaCl_2$.

SECTION II GEOLOGICAL SUMMARY

a) FORMATION TOPS - K.B. 798'

	Log Depth	Sample Depth	Log Subsea	Samp. Subsea
Drift	-	surface	-	
Ft. Simpson	-	270	-	+528
Horn River	402	400	+396	+398
Hume	486	486	+312	+312
Bear Rock	870	860	- 72	- 62
Ronning	2210	2210	-1412	-1412
Basal Clastics	2750	2760	-1952	-1962
Pre-Cambrian	2940	2960	-2142	-2162

NOTE: E-Log tops supplied by Husky Oil Ltd. Geological Department. Sample tops included with sample descriptions.

b) CORED INTERVALS

Core #1	-	Hume Fm.	499' - 549'	Rec.50'
Core #2	-	Ronning Fm.	2267' - 2317'	Rec. 50'
Core #3	-	Ronning Fm.	2318' - 2370'	Rec. 52'

c) CORE DESCRIPTIONS AND CORE TIMES

See attached Core Descriptions

d) SAMPLE DESCRIPTIONS

See attached "Sample Record"

e) PALEONTOLOGICAL DETERMINATIONS

None

OILMEN'S WELLSITE SERVICES LTD.

CORE RECORD

Well Name Husky H.B. Willow Lake H-10 K.B. 798'

Core No	From	To	Recovery	Core Lost or Pickup	Formation
1	499'	549'	50'	-	Hume

DEPTH From	DEPTH To	Interval	DESCRIPTION
499'	500'	1'	Shale. V. dark gray brown. Calc.
500'	522'	22'	Limestone - v. dark gray brown. Microcrystalline, slightly shaly, clean horizontal breaks like "poker chip" shale. Few shale interbeds. Few scattered calcite inclusions, dense. One large calcite-lined vug near top of interval? stain around vug. Brachs.
522'	527'	5'	Limestone, gray brown, microcrystalline, shaly, shale inclusions, thin shale interbeds. Slightly stylolitic. Top 2' of interval exhibits strong flow structure. Dense.
527'	546'	19'	Limestone, gray brown, microcrystalline. Shale inclusions and thin interbeds, intermittent calcite infill of fractures and calcite inclusions. Minor bioclastic? material. Limestone - light gray tan, microgranular, semi-chalky, Dense.
546'	549'	3'	Limestone - dark gray brown, microcrystalline, shaly, Shale inclusions, dense Shale calcareous, dark gray, interbedded, less than 10%.

Core	12, 7, 7, 6, 8, 8, 8, 7, 6, 10, 13, 9, 11, 10, 9, 10, 10, 11, 11, 11, 16, 12, 11, 14, 13, 14, 1
Time	12, 11, 11, 11, 9, 8, 9, 9, 8, 8, 9, 8, 8, 10, 10, 10, 11, 12, 13, 10, 10, 9, 10

OILMEN'S WELLSITE SERVICES LTD.

CORE RECORD

Well Name Husky H.B. et al Willow Lake H-10 K.B. 798'

Core No	From	To	Recovery	Core Lost or Pickup	Formation
2	2267	2317	50'	-	Ronning

DEPTH From	DEPTH To	Interval	DESCRIPTION
2267	2275.5	8.5	Dolomite, gray brown, v. fine and microcrystalline, dense. Slightly anhydritic, very minor dark gray shale partings and very minor white anhydrite inclusions.
2275.5	2286.0	10.5	Dolomite as above; dense, 50% Anhydrite, gray brown and brown, dolomitic, dark gray shale partings and inclusions, gypsum crystals.
2286.0	2303	17.0	Dolomite, gray brown and dark gray brown, v. fine and microcrystalline, anhydritic. At 2290' a 2" band of Dolomite, as above, slightly vuggy, questionable bleeding gas. Intermittent dark Dolomite bands, slightly vuggy. Minor dark gray-black shale partings, generally dense.
2303.0	2314.5	11.5	Dolomite, as above, vuggy bands thicker, more numerous. Minor gas bleed, fluorescence, dense. Anhydrite, white.
2314.5	2317.0	2.5	Dolomite, gray brown, v. fine and microcrystalline, anhydritic, dense.

Core	18, 13, 13, 12, 15, 17, 20, 19, 32, 30, 27, 26, 28, 29, 28, 21, 30, 29, 30, 40, 33, 36, 31,
Time	38, 34, 28, 28, 30, 37, 40, 45, 43, 50, 39, 36, 36, 38, 41, 32, 25, 30, 30, 35, 30, 30, 25, 25, 30, 35, 30.

OILMEN'S WELLSITE SERVICES LTD.

CORE RECORD

Well Name Husky H.B. et al Willow Lake H-10 K.B. 798'

Core No.	From	To	Recovery	Core Lost or Pickup	Formation
3	2318	2370	52'	-	Ronning

DEPTH From	DEPTH To	Interval	DESCRIPTION
2318	2327	9'	Dolomite, gray brown, microcrystalline, anhydritic, very minor vugs, very minor, scattered, extremely slow gas bubbles, very minor fluorescence. Minor Shale partings, vugs and very minor gas in top 4' only. Dense and hard.
2327	2335	8'	Dolomite, as above with minor large gypsum inclusions no vugs, dense.
2335	2341	6'	Dolomite as above, but darker gray in part, bands of darker Dolomite are partly vuggy, very slightly gassy and give off sulphurous odor. Slight fluorescence. Gypsum inclusions more numerous, generally dense.
2341	2350	9'	Dolomite, gray brown, microcrystalline, anhydritic, minor Shale partings, dense, hard, gypsum inclusions.
2350	2360	10'	Dolomite, brown gray, anhydritic, gypsiferous, minor vertical fractures gypsum filled, dense. Hard Shale partings.
2360	2370	10'	Dolomite, gray brown, micro to very fine crystalline, anhydritic, gypsum inclusions, generally dense Dolomite somewhat darker toward bottom of interval. At 2365', a 4" band of darker Dolomite, vuggy, with very minor gas bleed and very minor fluorescence. ~~Minor Shale partings.~~

Core	30, 35, 34, 27, 30, 31, 28, 25, 21, 21, 22, 23, 20, 20, 18, 17, 20, 16, 18, 18, 18, 19, 16, 18,
Time	18, 18, 18, 15, 17, 19, 17, 18, 20, 20, 17, 18, 19, 19, 37, 40, 45, 48, 38, 39, 35, 39, 31, 35, 37, 36, 32, 30.

OILMEN'S WELLSITE SERVICES LTD.

SAMPLE RECORD

Well Name Husky H.B. et al Willow Lake H-10 K.B. 798'

DEPTH From	DEPTH To	DESCRIPTION
0	150	Shales, Siltstones, Gravels.
		Shales 50%, Siltstones 30%, Gravels 20%. Shales are gray to
		darker gray in part.
150	270	Shale, light gray to gray, soft, slightly waxy in part, contains
		very minor plant spores.
		Gravel, very minor amount as above.
		FT. SIMPSON 270' (+528)
270	330	Shales, dark gray, much harder than above, micromicaceous,
		fissile in part, slightly silty in part, semi-bituminous in part.
		Siltstone, minor amount, less than 5%
		Gravel, very minor amount, probably cavings.
330	360	Shale, gray, soft
360	400	Shale, dark gray, micromicaceous, slightly silty.
		HORN RIVER SH. 400' (+398)
400	486	Shale, dark gray to black, slightly silty, very slightly calcareous
		and slightly pyritic in part, somewhat bituminous in part,
		micromicaceous.
		HUME 486' (+312)
486	499	Limestone, gray brown and light gray brown, microcrystalline,
		shaly in part, dense. Light gray brown material appears as
		possible bioclastic origin and inclusions. Some minor calcareous
		infill.

OILMEN'S WELLSITE SERVICES LTD.

SAMPLE RECORD

Well Name Husky H.B. et al Willow Lake H-10 K.B. 798'

DEPTH From	DEPTH To	DESCRIPTION
499	549	See Core Record for CORE #1.
549	590	Limestone, gray brown and light gray brown, microcrystalline,
		dense, clean.
		Shale, black to dark brown gray, thin interbedded and calcareous.
		Less than 10% of sample.
590	650	Limestone, dark gray brown to light gray, tan; very fine to micro-
		crystalline, dense, slightly shaly in part. Lighter brown
		Limestone grades to slightly chalky in part.
		Minor Shale, very dark gray to black, slightly calcareous in part.
		Shale less than 10% of sample. Sample becomes darker gray
		640' to 650'.
650	720	Limestone, gray brown to light gray tan; very fine to micro-
		crystalline, dense. Some minor calcite inclusions. The light gray
		tan Limestone grade from semi- granular to chalky. Darker
		Limestone somewhat silty.
720	750	Limestone, dark gray brown, microcrystalline, dense, clean.
		Limestone, gray tan, microcrystalline to microgranular; semi
		chalky in part. Dense. Somewhat darker around 750'
750	780	Limestone, gray, very fine to microcrystalline, dense; very
		slightly silty.
780	790	Limestone, light gray, very fine to microcrystalline, dolomitic,
		slightly silty, dense; relatively soft. Good drilling break
		starting @ 783'.

OILMEN'S WELLSITE SERVICES LTD.

SAMPLE RECORD

Well Name Husky H. B. et al Willow Lake H-10 K.B. 798'

DEPTH From	DEPTH To	DESCRIPTION
790	800	Limestone, dark gray brown, microcrystalline to very fine crystalline, dense; some calcite infill.
800	810	Limestone, light gray tan, very fine to microcrystalline; semi-granular, dolomitic. Partly limy Dolomite. Some calcite infill, slightly silty to shaly.
810	830	Limestone, gray brown to light gray tan; very fine crystalline; scattered large calcite crystal inclusions; very scattered poor vuggy and intercrystalline porosity
830	840	Limestone, light gray, microcrystalline to granular, minor pyrite.
840	850	Limestone, light gray, microcrystalline to granular; dolomitic, slightly silty, slightly pyritic, dense.
850	860	Limestone, gray brown to dark gray brown; micro to cryptocrystalline; very slightly shaly, pyritic.
		Shale, light gray green, very slightly dolomitic (limy), slightly waxy, and pyritic; constitutes less than 5% of sample.
		BEAR ROCK 860' (-62)
860	870	Dolomite, very fine crystalline, limy, slightly shaly, gray tan to gray brown, dense.
870	890	Limestone, gray brown, cryptocrystalline, dolomitic, dense, slightly silty.
		Shale, gray to dark green; slightly pyritic.
890	900	Limestone, gray brown, cryptocrystalline to very fine crystalline; very poor vuggy and intercrystalline porosity.

OILMEN'S WELLSITE SERVICES LTD.

SAMPLE RECORD

Well Name Husky H.B. Willow Lake H-10 K.B. 798'

DEPTH From	DEPTH To	DESCRIPTION
900	930	Limestone, gray tan to gray brown, cryptocrystalline to very
		fine crystalline; mainly dense with very minor scattered poor
		veggy and intercrystalline porosity.
		Shale, gray as very minor inclusions in limestone
		Dolomite, white, fine crystalline, dense.
930	1010	Anhydrite, light gray, gray tan and brown microcrystalline to
		cryptocrystalline, slightly dolomitic.
		Dolomite 30%, gray brown, microcrystalline, dense.
		Below 970', Dolomite decreases to 15% of sample.
1010	1020	Dolomite, gray brown, microcrystalline; some large Dolomite
		crystals; anhydritic, dense.
		Anhydrite, gray; less than 10% of sample.
1020	1060	Anhydrite, white, light gray, gray, gray brown.
		Dolomite 5-10%, gray brown, microcrystalline, dense,
		anhydritic.
1060	1070	Dolomite, tan and gray brown, micro to cryptocrystalline, dense.
		Anhydrite, white to gray brown, less than 10% of sample.
1070	1290	Anhydrite, white to gray brown, more than 95% of sample.
		At 1180' Anhydrite is gray tan; dolomitic with inclusions of
		large gypsum crystals.
		Anhydrite is very slightly dolomitic in part.
1290	1330	Dolomite, 50%, gray to dark brown; micro to cryptocrystalline;
		large gypsum crystal inclusions, dense, anhydritic.
		Anhydrite, 50%, gray-brown; micro to cryptocrystalline, dolomitic
		in part.

OILMEN'S WELLSITE SERVICES LTD.

SAMPLE RECORD

Well Name Husky H. B. Willow Lake H-10 K.B. 798'

DEPTH		DESCRIPTION
From	To	
1330	1460	Anhydrite, gray tan to dark brown, minor large gypsum crystals.
1460	1790	Anhydrite, gray brown and dark brown; some salt casts; drilling
		rate increased from 6 min. to 2 min. per foot.
		Anhydrite, gray, micro to cryptocrystalline.
		Dolomite, 5%, dark brown, very fine to microcrystalline,
		anhydritic; very scattered good porosity; no oil stain; dolomite
		appeared at 1490' and 1530-1550'; probably as very thin beds in
		anhydrite.
1790	1810	Dolomite, 40%, gray brown to brown; very slightly anhydritic
		very fine crystalline. Fair to good scattered intercrystalline
		porosity. Drill rate 10 min. per foot, 1790-1800.
		Anhydrite 60%, gray and gray brown; scattered salt casts;
		anhydrite crypto to microcrystalline, dense.
1810	1820	Dolomite 60%, light gray tan; very fine crystalline; anhydritic,
		dense.
		Anhydrite, 40%, gray to gray brown, dense.
1820	1880	Dolomite 60-80%, gray brown, very fine to microcrystalline; dense.
		Anhydrite 20-40%, gray and gray brown cryptocrystalline, some
		gypsum crystals and salt casts still evident; drilling rate somewhat
		slower, decreasing to 12 minutes per foot.
1880	1890	Dolomite 30%, gray brown, very fine crystalline; anhydritic, fair
		to good intercrystalline porosity, no oil stain.
		Anhydrite 70%, gray and gray brown, crypto to microcrystalline,
		dolomitic in part; dense.
1890	1900	As above; Dolomite 60%, Anhydrite 40%.

OILMEN'S WELLSITE SERVICES LTD.

SAMPLE RECORD

Well Name Husky H. B. et al Willow Lake H-10 K.B. 798'

DEPTH From	DEPTH To	DESCRIPTION
1900	1920	Anhydrite, gray and gray tan, dolomitic in small part
		Dolomite 5%, brown gray, very fine crystalline, anhydritic,
		very poor scattered porosity, no oil staining.
1920	1930	Anhydrite, dark gray brown, cryptocrystalline, dolomitic in part,
		dense.
1930	2010	Anhydrite, gray to gray tan; dolomitic in small part; generally
		hard, massive, crypto to microcrystalline.
2010	2150	Anhydrite, 60%, gray and gray tan, very dolomitic in part grading
		a very anhydritic Dolomite; dense.
		Anhydrite 40% gray, crypto to microcrystalline, dolomitic, dense.
2150	2190	Dolomite 70%, gray and brown, micro to cryptocrystalline, dense,
		also some Dolomite, very light gray to white, microcrystalline
		to sucrosic, slightly anhydritic, dense.
		Anhydrite 30%, gray, brown, and white, dolomitic, dense.
2190	2210	Dolomite 90%, gray, microcrystalline, sandy in part with minor
		very thin interbeds of sandstone, quartzose, very fine to medium
		grain; very dolomitic; slightly pyritic; dense.
		RONNING FM. 2210 (-1412)
2210	2220	Sandstone 30%, brown, quartzose, very fine to medium grain;
		dolomitic; tight.
		Dolomite 30%, gray, microcrystalline, dense.
		Anhydrite 40%, light gray; dolomitic; trace pyrite.
2220	2267	Dolomite, gray, micro to very fine crystalline; slightly anhydritic;
		also light gray, sucrosic in part; very minor shale and shaly dolomite
		at 2250'; trace pyrite; dense.

OILMEN'S WELLSITE SERVICES LTD.

SAMPLE RECORD

Well Name Husky H. B. et al Willow Lake H-10 K.B. 798'

DEPTH From	DEPTH To	DESCRIPTION
2267	2317	See Core Description. CORE #2
2317	2318	1' cut between cores. Dolomite as in Core #2.
2318	2370	See Core Description, CORE #3
2370	2420	Dolomite, gray and gray brown; very fine and microcrystalline; minor gypsum; microgranular in part; slightly anhydritic; dense.
2420	2430	Dolomite, gray brown, very fine crystalline, minor amount dark gray intercrystalline material; dense.
2430	2440	Dolomite 70%, gray brown; very fine and microcrystalline; minor dark gray mineral, dense.
		Anhydrite 30%, dolomitic, gray, crypto to microcrystalline, dense.
2440	2490	Dolomite 90%, gray to dark gray brown, microcrystalline to very fine crystalline, dense.
		Anhydrite 10%, gray.
2490	2550	Dolomite 70% as above;
		Dolomite 30%, gray, very fine crystalline; traces intercrystalline black pyrobitumen, minor very scattered poor porosity and black pyrobitumen filled vugs; some white, amorphous gypsum present, also fine crystalline gypsum.
2550	2570	Dolomite, gray and gray tan; very fine and microcrystalline; dense.
2570	2630	Dolomite, gray brown and dark gray brown, very fine and microcrystalline, dense. Sample generally darker color than above; very minor black accessory mineral and white gypsum.
		Dolomite also becomes slightly shaly towards base of interval.

OILMEN'S WELLSITE SERVICES LTD.

SAMPLE RECORD

Well Name Husky H.B. et al Willow Lake H-10 K.B. 798'

DEPTH From	DEPTH To	DESCRIPTION
2630	2640	Dolomite 90%, dark gray brown, very fine crystalline, slightly shaly, dense.
		Shale 10%, dark gray brown; very slightly dolomitic; mainly as very thin interbeds in Dolomite.
2640	2700	Dolomite 95%, gray brown and dark gray brown; very fine crystalline, slightly shaly in part; minor amount of very fine crystalline gypsum; dense.
		Shale 5%, dark gray to black, dolomitic, very thin bedded.
2700	2750	Dolomite 95%, gray brown and dark gray brown, very fine and microcrystalline; slightly shaly in part; trace chert, dark gray brown.
		Shale 5%, dark gray to black, slightly dolomitic.
2750	2760	Dolomite, gray brown and dark gray brown; very fine and microcrystalline to fine crystalline in small part; very shaly in part, very minor chert; dense.
		Shale 5%, dark gray, slightly dolomitic, siliceous in part.
		BASAL CLASTICS 2760 (-1962)
2760	2780	Sandstone 20%, quartzitic, very fine and fine grained, very siliceous; tight.
		Shale 20%, dark gray to black; dolomitic and siliceous.
		Dolomite 60% shaly, microcrystalline, dense.
2780	2800	Sandstone 60%, very fine and fine grained; siliceous and siderite cemented; tight.
		Shale 25%, dark gray to black; siliceous and dolomitic.
		Dolomite 15%, dark gray, very fine crystalline; shaly, dense.

OILMEN'S WELL SITE SERVICES LTD.

SAMPLE RECORD

Well Name Husky H. B. et al Willow Lake H-10 K.B. 798'

DEPTH From	DEPTH To	DESCRIPTION
2800	2950	Sandstone, fine grained, quartzose, siliceous and siderite cemented.
		Siltstone - reddish brown, micaceous.
		Shale, gray and gray green, siliceous.
2950	2960	Sandstone, very fine and fine grained; pink, reddish brown and gray
		green, tight.
		Siltstone, gray green and reddish brown; argillaceous.
		Shale, gray and gray green.
		Anhydritic, waxy.
		Sample generally darker - - toward gray, green in color @ 2960'
2960	3040	Shale 50%, gray and gray green PRE CAMBRIAN @ 2960' (-2162')
		Siliceous; hard, massive, blocky.
		Siltstone 30%, gray and gray green, siliceous cemented, hard, dense.
		Sandstone 20%, fine grained, pink and very light gray, tight.
3040	3170	Siltstone 80%, dark gray and gray green, siliceous, micaceous in
		part.
		Shale 10%, dark gray and gray green, siliceous.
		Sandstone 10%, quartzose, fine grained siliceous, tight.
3170	3240	Sandstone 50%, gray to light green; fine and very fine grained;
		siliceous; some inclusions chloritic mineral; tight.
		Shale 50%, dark gray and dark grayish green; siliceous
3240	3270	Sandstone 40%, white, fine and medium grained; quartzose, siliceous
	T. D.	cemented, tight.
		Sandstone 10%, light gray green, fine grained, siliceous, tight.
		Shale 40%, dark gray green, silty, siliceous.
		Siltstone 10%, dark gray green, siliceous.

DRILL STEM TEST REPORT

Well Name: Husky H.B. et al Willow Lake H-10 Date: March 14/70

Test No. 1 Testing Co. B & D Operator: L. Penner

Test Interval: 2265 - 2317 Formation: Rosning

Well Depth: 2317 Hole Size: 8 3/4" Rathole Depth: 50';2267-2317' Size: 6 3/16"

Type of Tool: Dual, bottom hole O.D. Rubber: 7 1/2"

Drill Pipe Size: 4 1/2" F.H. Wt./Ft. 16.6 Choke Size: 3/4"

Mud Wt. 10.3 Visc. 34 W.L. 11.8 Salinity 334000 ppm NaCL

Cushion: - Mud Level Drop in Annulus: -

Time: Started in Hole _____ M. On Bottom _____ M.

Pulled Loose _____ M. Out of Hole _____ M.

Pre-Flow 5 Mins. Valve Open 60 Mins.

Initial Shut-in 30 Mins. Shut-in (Final) 55 Mins.

Type of Blow: Very weak preflow - no blow on test period G.T.S. _____ Mins.

_____ To Surface _____ Mins. Blow Died _____ Mins.

Flow Rates: _____ Mcf. _____ Mins.; _____ Mcf _____ Mins.; _____ Mcf. _____ Mins.;

_____ Mcf _____ Mins; Measured with _____

Size Riser _____ Length of Flame _____

Recovery: 10' Mud - Fluid up to sampler.

Samples Taken of: Mud Salinity _____ ppm NaCl.

Charts: Test O.K. (x); Misrun ( ); Charts Normal _____

_____ Initial Hydrostatic 1226 p.s.i. Final H.P. 1223 p.s.i.

_____ Initial Shut-in 31 p.s.i. Final S.I. 358 p.s.i.

_____ Initial Flow 31 p.s.i. Final Flow 31 p.s.i.

REMARKS:

OILMEN'S WELLSITE SERVICES LTD.

Operating Engineer _____

SECTION III ENGINEERING SUMMARY

a) REPORT OF DRILL STEM TESTS

See attached Drill Stem Test Reports and Charts

b) CASING RECORD: Surface Casing;

See SECTION I, Item (q)

c) BIT RECORD

See attached "Bit Record" form.

d) MUD REPORT

See attached "Mud Record" form.

e) HOLE DEVIATION RECORD

See attached "Deviation Record" Chart

Well Name: Husky H.B. et al Willow Lake		Test No: 3
Well Number: H 10		Zone Tested
Company: Husky Oil Limited		Interval: 2265' - 2317'
Comp. Rep: Glen Robertson	Tester: L. Penner	Date: March 13, 1970

BJ SERVICE DIVI

BORG-WARNER (CANADA)

TESTING REPORT

DRILL-STEM TEST DATA

Well Name: Husky H.B. et al Willow Lake		Test No: 1
Well Number: H 10		Zone Tested:
Company: Husky Oil Limited		Interval: 2265' - 2317'
Comp Rep: Glen Robertson	Tester: T. Penner	Date: March 13, 1970

Type of Test: Dual Bottom (Open) RFS Tool No: 101

Pre Flow: 5 mins. ISI: 30 mins. Flow: 60 mins. FSI: 55 mins.

Specify Inside or Outside	INS REC No. 2237 RANGE 12 HR CLOCK	OUT REC No. 2015 RANGE 12 HR CLOCK	REC No. RANGE HR CLOCK
DEPTH	2292	2292	
Initial Hydro Mud Press	1226	1237	
Initial Shut-In Press	31	36	
Initial Flow Press	31	36	
Final Flow Press	31	36	
Final Shut-In Press	358	366	
Final Hydro Mud Press	1223	1234	

Mud Drop: NIL Fluid Loss: 11.8 Mud Weight: 10.3

Viscosity: 34 Temperature °F: 70 Next Pay Tested:

Top Packer Depth: 2259' Bottom Packer Depth: 2265' Total Depth: 2317'

Drill Pipe Size: 2 7/8" F.H. Wt. 16.6 Drill Collar I.D. 2 7/8" Ft. Run:

Surface Choke Size: CLOSED Bottom Choke Size: 1/4" Main Hole Size: 8 3/4"

Anchor Size: 2 3/4" Rat Hole Size: 6 3/16" Feet of Rat Hole: 50

Cushion Amount: Type: Rubber Size: 7 3/4"

Fluid Recovery Total Feet: NO FLUID ABOVE TEST TOOL

Recovered: Feet of: FLUID UP TO SAMPLER

Recovered: Feet of:

Recovered: Feet of:

Recovered: Feet of:

Recovered: Feet of:

Gas Recovery How Measured: Riser size:

mins.	Temp. °F	Press Rdg. psi	Orifice Size	=	MCF/Day
mins.	Temp. °F	Press Rdg. psi	Orifice Size	=	MCF/Day
mins.	Temp. °F	Press Rdg. psi	Orifice Size	=	MCF/Day
mins.	Temp. °F	Press Rdg. psi	Orifice Size	=	MCF/Day
mins.	Temp. °F	Press Rdg. psi	Orifice Size	=	MCF/Day
mins.	Temp. °F	Press Rdg. psi	Orifice Size	=	MCF/Day

Bleed Off Time for Drill Pipe:

REMARKS: VERY WEAK PREFLOW (BUBBLES) NO AIR BLOW ON TEST PERIOD

A

Core Lab Gas Cont. No. Chem - Geo. Lab Gas Cont. No

B.J. DRILL STEM TESTERS

TESTING REPORT

4½ LANDING SUB		
4½ CHAMBER		
[redacted] P.O. SUB		1.00
CO SUB		1.00
SHUT IN TOOL		5.00
R.F.S. No.	101	3.25
R.F.S. No.		
HYDRAULIC TOOL		7.00
JARS		5.00
RECORDER No.		DEPTH
RECORDER No.		DEPTH
SAFETY JOINT		
BY PASS SUB		
1. PACKER DEPTH 2259 — PACKER		6.00
2. PACKER DEPTH 2266 — PACKER		5.00 — TOTAL TOOL ABOVE INTERVAL 33.25
ANCHOR—SPECIFY		1.00
Perf		15.00
BLANK OFF OR BY PASS SUB		
RECORDER No.	2227	5.00 DEPTH 2282
Perfs		5.00
3. PACKER DEPTH — PACKER		— TOTAL INTERVAL 52.00
4. PACKER DEPTH — PACKER		
ANCHOR—SPECIFY		
RECORDER No.	2015	5.00 DEPTH 2292
Perfs		19.00
TOTAL DEPTH 2317 — BULLNOSE		2.00

TOTAL TAIL PIPE 52.00

TOTAL TEST TOOL 85.25

DST CHARTS FOR COMPARATIVE VISUAL ANALYSIS

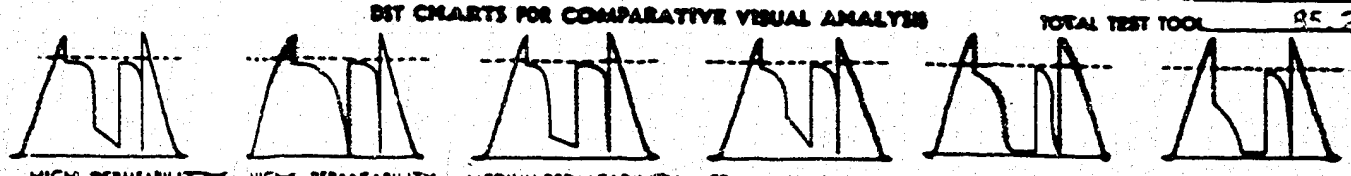

HIGH PERMEABILITY STRONG DAMAGE EFFECT | HIGH PERMEABILITY NO DAMAGE EFFECT | MEDIUM PERMEABILITY STRONG DAMAGE EFFECT | MEDIUM PERMEABILITY NO DAMAGE EFFECT | LOW PERMEABILITY STRONG DAMAGE EFFECT | LOW PERMEABILITY NO DAMAGE EFFECT

B

DST PRESSURE INCREMENTS

Recorder No. 2227 Depth 2281

Points	INITIAL CIP				FINAL CIP			
	Time Diff. ″	T + θ	T + θ / θ	PSIG	Time Diff. ″	T + θ	T + θ / θ	PSIG
1					0			31
2					5			32
3					10			38
4					15			43
5					20			57
6					25			77
7					30			110
8					35			155
9					40			206
10					45			263
11					50			318
12					55			358
13								
14								
15								
16								
17								
18								
19								
20								
21								
22								
23								
24								

C

BJ Laboratory Report

BJ SERVICE DIVISION
BORG-WARNER (CANADA) LIMITED

MARCH 24, 1970

SUBJECT: INITIAL SHUT IN RE: DST #1
HUSKY H.B. ET AL WILLOW LAKE

THE ABSENCE OF AN INITIAL SHUT IN CAN BE ATTRIBUTED TO FORMATION DAMAGE WHICH HAS PREVENTED A PRESSURE BUILD UP DURING THE SHUT IN PERIOD.

THIS RESTRICTION WAS REDUCED DURING THE FLOW PERIOD AND THEREFORE A FINAL SHUT IN WAS INDICATED.

BECAUSE OF THE LOW PRESSURES INVOLVED AND NO INDICATIONS OF A MALFUNCTION AT SURFACE WE ARE UNABLE TO MAKE A MORE POSITIVE EVALUATION AT THIS TIME.


2000
1223
1226
OUT
Z
1000
358
31
1HR


2000
1234
1237
OUT
Z
1000
366
36
1HR


OUT
1223
1226
2000
1000
358
31
1 HR


OUT
1234
1237
2000
1000
366
36
1 HR

DRILL STEM TEST REPORT

Well Name Husky H.B. et al Willow Lake H-10 Date March 23/70

Test No. 2 Testing Co B & J Operator L. Penner

Test Interval 2200 - 2263 Formation Ronning

Well Depth 3270' Hole Size 8 3/4" Rathole Depth - Size -

Type of Tool Dual straddle w/By Pass O.D. Rubber 7 1/2"

Drill Pipe Size 4 1/2" F.H. Wt./Ft. 16.6 Choke Size

Mud Wt. 10.3 Visc. 57 W.L. 29.6 Salinity - ppm NaCl

Cushion - Mud Level Drop in Annulus -

Time: Started in Hole M. On Bottom M.

Pulled Loose M. Out of Hole M.

Pre-Flow 5 Mins. Valve Open 57 Mins.

Initial Shut-in 27 Mins. Shut-in (Final) 55 Mins.

Type of Blow Pre-flow weak - Flow v. weak - dead in 30 mins. G.T.S. Mins.

To Surface Mins. Blow Died Mins.

Flow Rates: Mcf. Mins.; Mcf. Mins.; Mcf. Mins.;

Mcf Mins; Measured with

Size Riser Length of Flame

Recovery: 5' Drill Mud

Samples Taken of Salinity ppm NaCl.

Charts: Test O.K. (x); Misrun ( ); Charts Normal

Initial Hydrostatic 1212 p.s.i. Final H.P. 1212 p.s.i.

Initial Shut-in 68 p.s.i. Final S.I. 32 p.s.i.

Initial Flow 16 p.s.i. Final Flow 16 p.s.i.

REMARKS:

OILMEN'S WELLSITE SERVICES LTD.

Operating Engineer

DRILL STEM TEST DATA

Well Name Husky HB et al Willow Lake		Test No 2
Well Number H-10		Zone Tested Rannine
Company Husky Oil Limited		Interval 2200 - 2263
Comp Rep Glen Robertson	Tester Leo Penner Richard Jurgens	Date March 23/70

BJ SERVICE DIVI

BORG-WARNER (CANADA)

BJ

TESTING REPORT

DRILL-STEM TEST DATA

Well Name: Husky HB et al Willow Lake		Test No: 2
Well Number: H-10		Zone Tested: Bonning
Company: Husky Oil Limited		Interval: 2200 - 2263
Comp Rep: Glen Robertson	Tester: Leo Penner, Richard Justice	Date: March 23/70

Type of Test: Dual Straddle By Pass R F S Tool No: 101

Preflow: 5 mins ISI: 27 mins Flow: 57 mins FSI: 55 mins

Specify Inside or Outside	INS REC No 2227	OUT REC No 2015	OUT REC No 2660
	3600 RANGE 12 HR CLOCK	5750 RANGE 12 HR CLOCK	6100 RANGE 24 HR CLOCK
DEPTH	2181	2250	2255
Initial Hydro Mud Press	1212	1233	1236
Initial Shut-In Press	68	103	
Initial Flow Press	16	57	
Final Flow Press	16	57	
Final Shut-In Press	32	71	
Final Hydro Mud Press	1212	1233	

Mud Drop: NIL Fluid Loss: 29.6 Mud Weight: 10.3
Viscosity: 57 Temperature °F: 64 Net Pay Tested:
Top Packer Depth: 2200' Bottom Packer Depth: 2263' Total Depth: 3270'
Drill Pipe Size: 4½" FH Wt. 16.6 Drill Collar I.D. 2 7/8" Ft. Run: 632
Surface Choke Size: CLOSED Bottom Choke Size: ½" Main Hole Size: 9⅞"
Anchor Size: 4¾" OD Rat Hole Size: Feet of Rat Hole:
Cushion Amount: Type: Rubber Size: 7½"

Fluid Recovery Total Feet: 5'
Recovered: 5' Feet of: Drilling Mud
Recovered: Feet of:
Recovered: Feet of:
Recovered: Feet of:
Recovered: Feet of:

Gas Recovery How Measured: Riser size:

mins.	Temp. °F	Press Rdg. psi	Orifice Size	=	MCF/Day
mins.	Temp. °F	Press Rdg. psi	Orifice Size	=	MCF/Day
mins.	Temp. °F	Press Rdg. psi	Orifice Size	=	MCF/Day
mins.	Temp. °F	Press Rdg. psi	Orifice Size	=	MCF/Day
mins.	Temp. °F	Press Rdg. psi	Orifice Size	=	MCF/Day
mins.	Temp. °F	Press Rdg. psi	Orifice Size	=	MCF/Day

Bleed Off Time for Drill Pipe:

REMARKS: Preflow weak. Final flow very weak. Decreasing dead in 30 min.

Core Lab Gas Cont. No. Chem - Geo. Lab Gas Cont. No

	45 LANDING SUB		
	45 CHAMBER		
	45 TOOL OR P.O. SUB		
	CO SUB	1.00	
	SHUT IN TOOL	5.50	
	R.F.S. No. 101	3.25	
	R.F.S. No.		
	HYDRAULIC TOOL	7.00	
	JARS	5.50	
	RECORDER No. 2227	5.00	DEPTH 2181
	RECORDER No.		DEPTH
	SAFETY JOINT	3.75	
	BY PASS SUB	1.00	
1. PACKER DEPTH 2194	PACKER	6.00	
PACKER DEPTH 2200	PACKER	5.00	TOTAL TOOL ABOVE INTERVAL 41.00
	ANCHOR—SPECIFY	1.00	
	Perfs	49.00	
	BLANK OFF OR BY PASS SUB		
	RECORDER No. 2015	5.00	DEPTH 2250
	Bottom Recorder	5.00	Depth 2255
3. PACKER DEPTH 2263	PACKER	3.00 ~~5.00~~	TOTAL INTERVAL 63.00
4. PACKER DEPTH 2269	PACKER	6.00	
	ANCHOR—SPECIFY Perfs	1.00	
	C.O. Sub	1.00	
	RECORDER No. Dr. Pipe	993.41	DEPTH
	C.O. Sub	1.00	
TOTAL DEPTH 3270	BULLNOSE	2.00	TOTAL TAIL PIPE 1007.41
			TOTAL TEST TOOL 1111.41

DST CHARTS FOR COMPARATIVE VISUAL ANALYSIS

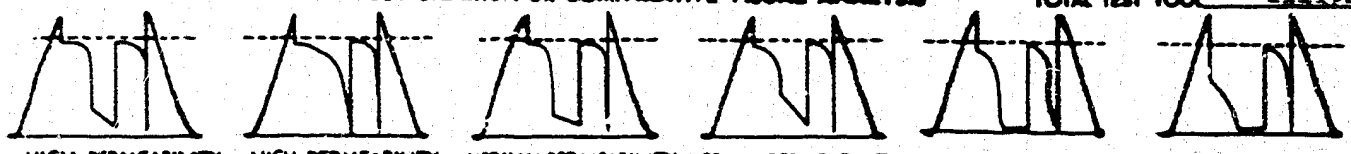

HIGH PERMEABILITY STRONG DAMAGE EFFECT | HIGH PERMEABILITY NO DAMAGE EFFECT | MEDIUM PERMEABILITY STRONG DAMAGE EFFECT | MEDIUM PERMEABILITY NO DAMAGE EFFECT | LOW PERMEABILITY STRONG DAMAGE EFFECT | LOW PERMEABILITY NO DAMAGE EFFECT

DST PRESSURE INCREMENTS

Recorder No. 2227 Depth 2141

Point	INITIAL CIP				FINAL CIP			
	Time Defl. "	T + θ	$\frac{T+\theta}{\theta}$	PSIG	Time Defl. "	T + θ	$\frac{T+\theta}{\theta}$	PSIG
1	0			11	0			16
2	5			16	5			16
3	10			29	10			18
4	15			41	15			20
5	20			52	20			22
6	25			66	25			23
7	27			68	30			25
8					35			27
9					40			27
10					45			29
11					50			31
12					55			32
13								
14								
15								
16								
17								
18								
19								
20								
21								
22								
23								
24								

C


2000
1000
OUT
1212
1212
32
68
16
16
1HR

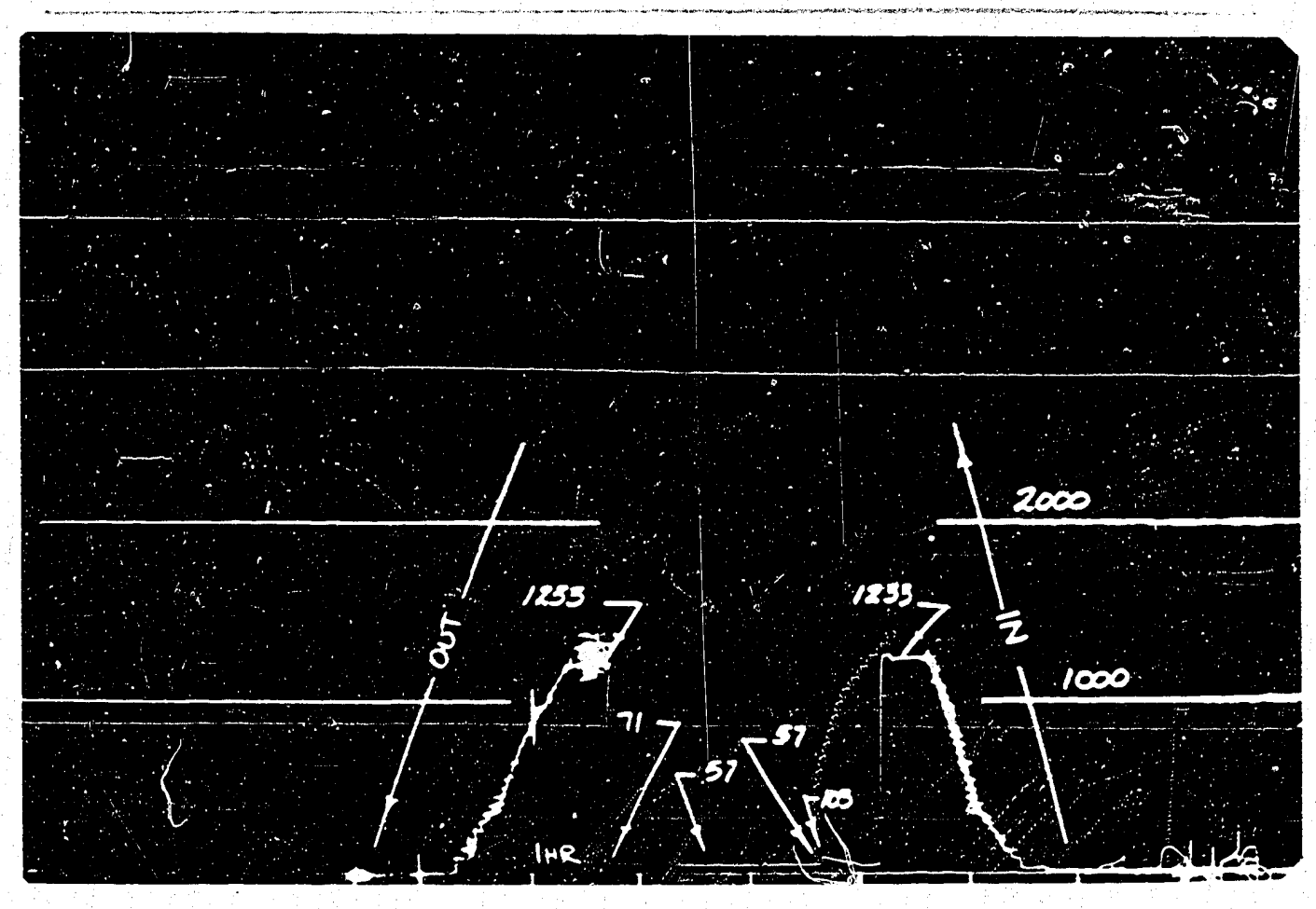
2000
1000
OUT
1253
1253
71
57
57
100
1HR

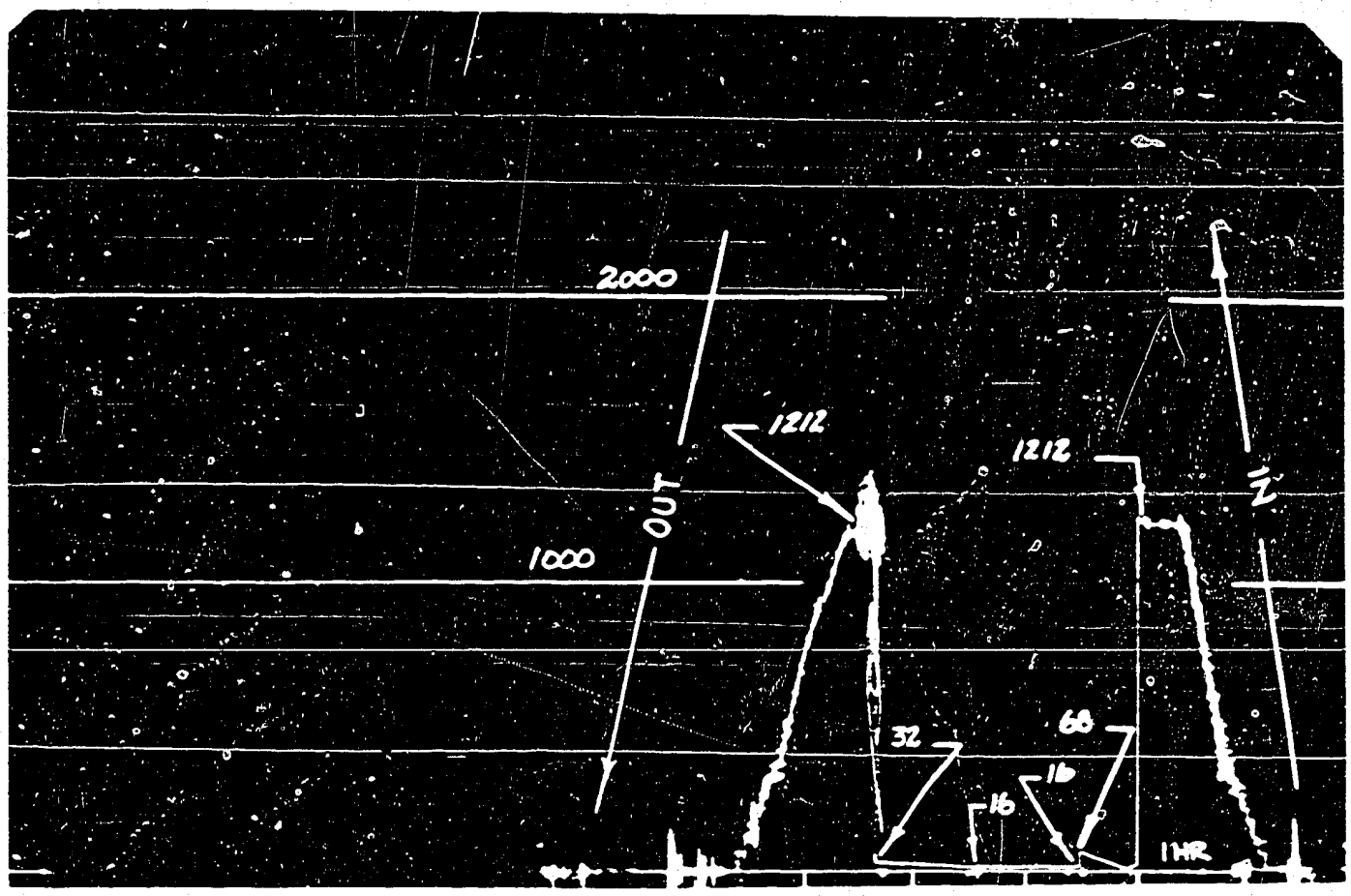
2000
1212
1212
OUT
1000
32
68
16
1HR


2000
1253
1253
OUT
1000
71
57
57
1HR

DRILL STEM TEST REPORT

Well Name: Husky H.B. et al Willow Lake H-10 Date: March 25/70

Test No: 3 Testing Co.: B & J Operator: L. Penner

Test Interval: 727' - 950' Formation: Hume - Bear Rock

Well Depth: 3270' Hole Size: 8 3/4" Rathole Depth: - Size: -

Type of Tool: Single-Dual Straddle O.D. Rubber: 7 1/2"

Drill Pipe Size: 4 1/2" F.H. Wt./Ft.: 16.6 Choke Size: _____

Mud Wt.: 10.3 Visc.: 42 W.L.: 29.6 Salinity: - ppm NaCL

Cushion: - Mud Level Drop in Annulus: 3' on Tool Open

Time: Started in Hole _____ M. On Bottom _____ M.

Pulled Loose _____ M. Out of Hole _____ M.

Pre-Flow: 5 Mins. Valve Open: 57 Mins.

Initial Shut-in: 30 Mins. Shut-in (Final): 55 Mins.

Type of Blow: Pre-flow weak-Final flow open strong, decrease to weak in 3 min. Remain steady to end of test. G.T.S.: - Mins.

_____ To Surface _____ Mins. Blow Died _____ Mins.

Flow Rates: _____ Mcf. _____ Mins.; _____ Mcf _____ Mins.; _____ Mcf. _____ Mins.;

_____ Mcf _____ Mins; Measured with _____

Size Riser _____ Length of Flame _____

Recovery: 50' Drilling Mud

Samples Taken of _____ Salinity: - ppm NaCl.

Charts: Test O.K. (x); Misrun ( ); Charts Normal _____

_____ Initial Hydrostatic: 414 p.s.i. Final H.P.: 414 p.s.i.

_____ Initial Shut-in: Not recorded p.s.i. Final S.I.: 226 p.s.i.

_____ Initial Flow: 66 p.s.i. Final Flow: 72 p.s.i.

REMARKS: _____

OILMEN'S WELLSITE SERVICES LTD.

Operating Engineer _____

Well Name	Husky HB et al Willow Lake		Test No 3
Well Number	H-10		Zone Tested Hume
Company	Husky Oil Limited		Interval 727' - 950'
Comp Rep	Glen Robertson	Tester R. Justice / Penner	Date March 25/70

BJ SERVICE DIVI

BORG-WARNER (CANADA)

BJ

TESTING REPORT

DRILL-STEM TEST DATA

Well Name: Husky HB et al Willow Lake			Test No: 3
Well Number: H-10			Zone Tested: Hume
Company: Husky Oil Limited			Interval: 727' - 950'
Comp. Rep: Glen Robertson	Tester: R. Justice / L. Penner		Date: March 25/70

Type of Test: Single Dual Straddle Blank off RFS Tool No: 101

Preflow: 5 mins ISI: 30 mins Flow: 57 mins FSI: 55 mins

Specify Inside or Outside	INS REC No 2227	OUT REC No 2015	OUT REC No 2660
	3600 RANGE 12 HR CLOCK	5750 RANGE 12 HR CLOCK	6400 RANGE 24 HR CLOCK
DEPTH	720	742	959
Initial Hydro Mud Press		434	538
Initial Shut-In Press			
Initial Flow Press		66	
Final Flow Press		72	
Final Shut-In Press		226	
Final Hydro Mud Press		434	

Mud Drop: 3' Fluid Loss: 29.6 Mud Weight: 10.3
Viscosity: 42 Temperature °F: 98 Net Pay Tested:
Top Packer Depth: 727' Bottom Packer Depth: 950' Total Depth: 3163'
Drill Pipe Size: 4½" FH Wt. 16.6 Drill Collar I.D. 2 7/8" Ft. Run: 628
Surface Choke Size: CLOSED Bottom Choke Size: ¼" Main Hole Size: 9⅞"
Anchor Size: 4½" Rat Hole Size: Feet of Rat Hole:
Cushion Amount: Type: Rubber Size: 7¼"

Fluid Recovery Total Feet: 50' Drilling Mud
Recovered: Feet of:
Recovered: Feet of:
Recovered: Feet of: This test run w/single packer top; dual bottom and fourth
Recovered: Feet of: packer was stripped and used for bullnose on cement.
Recovered: Feet of:

Gas Recovery How Measured: Riser size:

mins	Temp. °F	Press Rdg. psi	Orifice Size	=	MCF/Day
mins	Temp. °F	Press Rdg. psi	Orifice Size	=	MCF/Day
mins	Temp. °F	Press Rdg. psi	Orifice Size	=	MCF/Day
mins	Temp. °F	Press Rdg. psi	Orifice Size	=	MCF/Day
mins	Temp. °F	Press Rdg. psi	Orifice Size	=	MCF/Day
mins	Temp. °F	Press Rdg. psi	Orifice Size	=	MCF/Day

Bleed Off Time for Drill Pipe:

REMARKS: Preflow weak. Final flow opened strong, mud dropped 3'. Filled hole, mud holding. Blow decrease to weak in 3 min. Blow weak, remaining same through out test.

A Core Lab Gas Cont. No. Chem - Geo. Lab Gas Cont. No.

BJ

TESTING REPORT

45 LANDING SUB		
45 CHAMBER		
45 TOOL OR P.O. SUB		
CO SUB		1.00
SHUT IN TOOL		5.50
R.P.T. No.	101	3.25
R.P.T. No.		
HYDRAULIC TOOL		7.00
JARS	Bowen	5.50
RECORDER No.	2227	5.00 DEPTH 720
RECORDER No.		DEPTH
SAFETY JOINT		1.75
BY PASS SUB		
1. PACKER DEPTH	PACKER	
2. PACKER DEPTH 727	PACKER	5.00 TOTAL TOOL ABOVE INTERVAL 34.00
	ANCHOR—SPECIFY	1.00
	Perfs	14.00
	Rec. # 2015	5.00 Depth 742
	BLANK OFF OR BY PASS SUB COS	1.00
	RECORDER No. Dr. Pipe	186.71 DEPTH
	C.O. Sub	2.53
	Perfs	10.00
3. PACKER DEPTH 950	PACKER	3.00 TOTAL INTERVAL 223.21
		3.00
4. PACKER DEPTH 956	PACKER	6.00
	ANCHOR—SPECIFY Rec # 2660	5.00 Depth 959
	Perf	11.00
	C.O.	1.00
	RECORDER No. Dr. Pipe	2177.23 DEPTH
	C.O.	1.00
	Perfs	5.00
TOTAL DEPTH 3163	BULLNOSE Bob Tail	4.35

TOTAL TAIL PIPE 2213.58

TOTAL TEST TOOL 2470.82

DST CHARTS FOR COMPARATIVE VISUAL ANALYSIS



HIGH PERMEABILITY STRONG DAMAGE EFFECT | HIGH PERMEABILITY NO DAMAGE EFFECT | MEDIUM PERMEABILITY STRONG DAMAGE EFFECT | MEDIUM PERMEABILITY NO DAMAGE EFFECT | LOW PERMEABILITY STRONG DAMAGE EFFECT | LOW PERMEABILITY NO DAMAGE EFFECT

DST PRESSURE INCREMENTS

Recorder No. 2901 Depth 7[illegible]

Points	INITIAL CIP				FINAL CIP			
	Time Defl.	T + θ	$\frac{T+\theta}{\theta}$	PSIG	Time Defl.	T + θ	$\frac{T+\theta}{\theta}$	PSIG
1					0			72
2					5			174
3					10			174
4					15			196
5					20			205
6					25			214
7					30			217
8					35			220
9					40			223
10					45			226
11					50			226
12					55			226
13								
14								
15								
16								
17								
18								
19								
20								
21								
22								
23								
24								

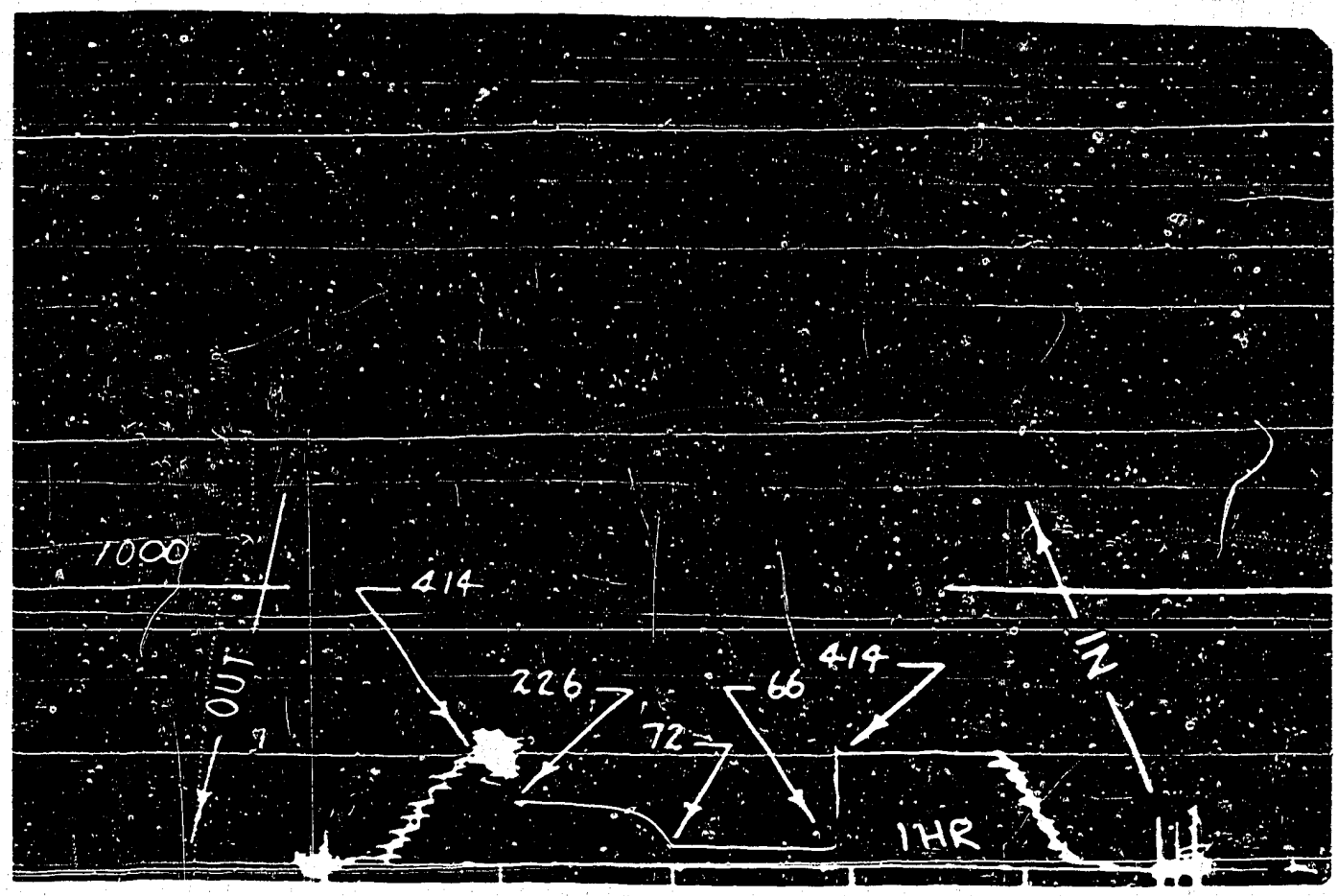
1000
OUT
414
226
72
66
414
IN
1HR


1000
OUT
538
IN
1HR


1000
414
OUT
226
66
414
72
IN
1HR

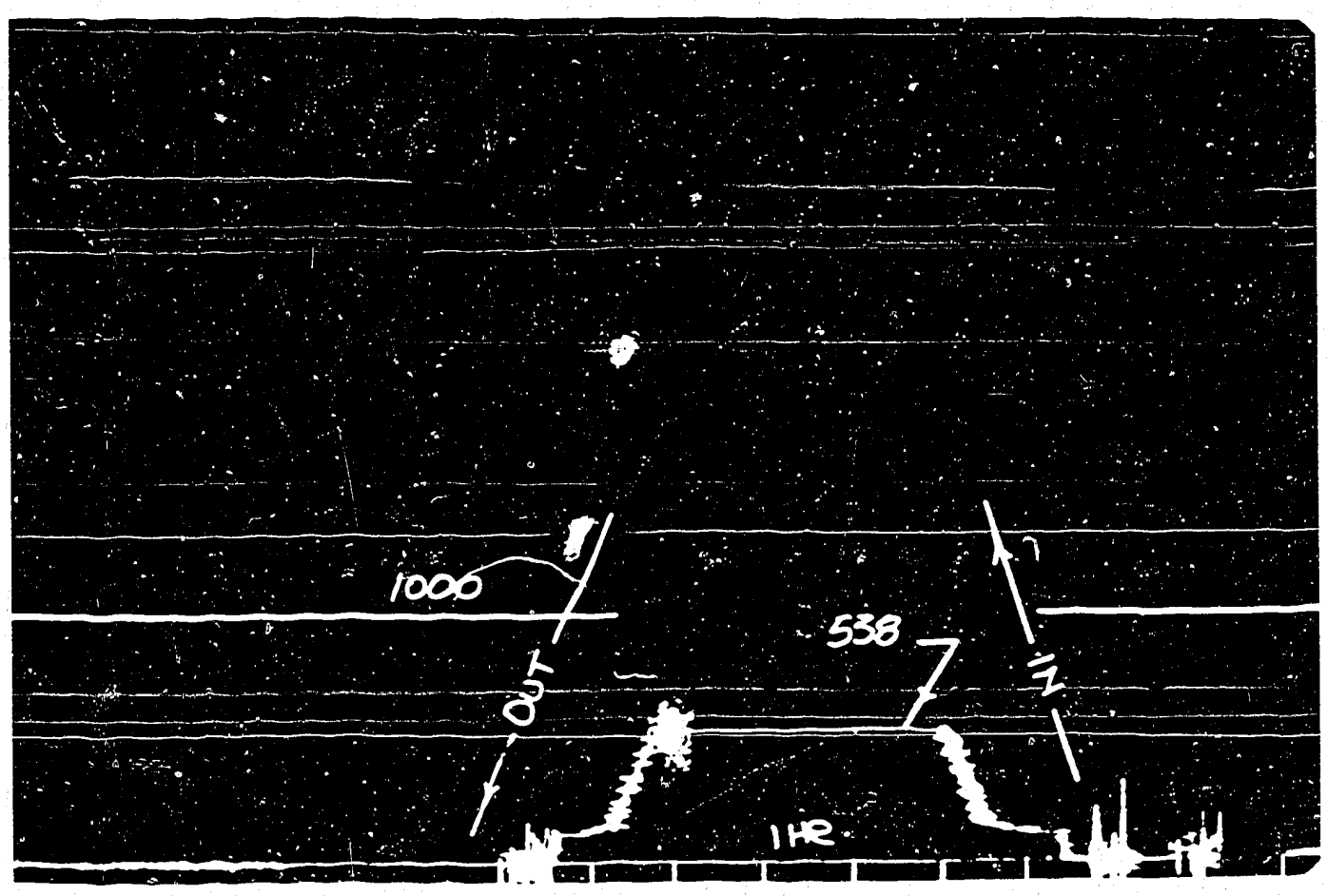
1000
538
OUT
IN
1HR

COMPANY Husky Oil Limited CONTRACTOR S & T Drilling

WELL NAME Husky HB Willow Lake H-10 RIG NO 4

BIT RECORD

NO.	SIZE	MAKE	TYPE	SERIAL NO.	FOOTAGE FROM	FOOTAGE TO	FOOTAGE TOTAL	HOURS	REMARKS
1A	13 3/4	HW	R OSC-3	R.Tip	0	106	106'	3 1/2	1-1-1 All - 120 RPM
2A	8 3/4	HW	WD-7	R.Run	106	189	83'	5 1/2	
3A	13 3/4	Reed	H.O	R.Run	189	322'	216'	9 1/4	(Ream 83';Drill 133')
4A	8 3/4	HW	OSC-3	95232	322	420	98'	9 1/4	
1	8 3/4	Reed	YS1G	856867	420	499	79'	4	1-1-1;20-30M,80 RPM
1C	6 3/16	Christ.	Dia	1570	499	549	50'	8 3/4	Good, 9M, 80 RPM
2	8 3/4	HW	ODVJ	14436	499	654	R50' D105'	14	2-4-2; 30M, 80 RPM
3	8 3/4	HW	X55R	17665	554	1671	1017'	84 1/2	6-2-1; 30M, 40 RPM
4	8 3/4	HW	RX55R	17981	1671	1907	236'	29	4-1-1; 35M, 40 RPM
5	8 3/4	HW	RX55R	18002	1907	2267	360'	49	4-1-1; 35 M, 40 RPM
2C	6 3/16	Christ.	Dia	1570	2267	2317	50'	25	Burned, smooth 10/12M 80-105 RPM
6	8 3/4	Reed	YMGJ	855220	2267	2318	R50' D1'	10 1/2	3-2-1; 15M, 90 RPM
3C	6 1/8	-	Dia	6574C	2318	2370	52'	22 3/4	Good, Core Jam, 10/12M, 60/70 RPM
7	8 3/4	HW	WD7	VE405	2318	2371	R52' D1'	10	6-2-1, 15M, 85 RPM
8	8 3/4	HW	RX55R	3111	2371	2825	454'	66 1/4	3-3-1, 35M, 40 RPM
9	8 3/4	HW	X55R	17330	2825	3200	375'	41 1/2	4-5-1, 35M, 40 RPM
10	8 3/4	HW	X55R	21362	3200	3270	70'	11 1/4	4-1-1, 35M, 40 RPM

OILMEN'S WELLSITE SERVICES LTD.

OPERATING ENGINEER

MUD RECORD

Company: Husky Oil Ltd.

Well Name: Husky HB et al Willow Lake H.10

DEPTH From	DEPTH To	AV. WT. Lbs./U.S. Gal.	AV. VISC.	AV. WTR. L.	AV. P.H.	MUD ADDITIVES
0	141'	9.2	80	–	–	Gel - 17,400#
141'	420'	10.5	85	–	–	Caustic - 900#
420'	528'	8.7	35	10.0	9.0	CMC - 1,350#
528'	654'	8.7	34	10.2	8.0	*S. Dust - 1,200#
654'	886'	8.8	35	9.6	10.5	Mil Starch - 6,100#
1152'	1410'	9.6	31	13.6	8.0	Dowicide "B"- 100#
1410'	1720'	10.1	34	7.8	10.5	Chrom Alum - 300#
1720'	1890'	10.0	34	9.6	6.4	Salt Gel - 14,400#
1890'	2030'	10.1	36	7.0	6.4	Bi Carb - 200#
2030'	2195'	10.3	37	9.0	6.4	Kelzan - 700#
2195'	2290'	10.3	36	11.2	6.4	*Sawdust for floor use only.
2290'	2317'	10.3	34	11.8	6.4	No lost circulation encountered
2317'	2318'	Ream and drill 10.1	34	21.0	11.0	in well.
2318'	2359'	10.1	36	7.0	9.5	
2359'	2371	Core and drill 10.1	34	6.2	8.0	
2371'	2518'	9.9	33	9.0	8.5	
2518'	2674'	10.0	35	12.2	6.8	
2674'	2825'	10.0	35	7.8	8.5	
2825'	3004'	10.2	35	5.4	6.8	
3004'	3200'	10.2	37	5.4	6.8	
3200'	3270'	10.3	57	29.6	7.2	
3270'	3270'	10.3	57	21.0	7.2	
T.D.						

OILMEN'S WELLSITE SERVICES LTD.

Operating Engineer _____

Section III (cont.)

HOLE DEVIATION RECORD

Husky HB. et al Willow Lake H-10

Depth	Dev.	Dia.	Depth	Dev.	Dia.
96'	1 1/2°	13 3/4"	1290'	1/2°	8 3/4"
130'	1°	8 3/4"	1410'	3/4°	8 3/4"
143'	1 1/4°	13 3/4"	1504'	3/4°	8 3/4"
158'	1/2°	8 3/4"	1598'	1/2°	8 3/4"
160'	1/2°	13 3/4"	1671'	1 3/4°	8 3/4"
189'	1 1/4°	8 3/4"	1693'	1 1/4°	8 3/4"
205'	1 1/4°	13 3/4"	1717'	1 1/4°	8 3/4"
229'	7/8°	8 3/4"	1781'	1 3/4°	8 3/4"
235'	7/8°	13 3/4"	1810'	1 1/2°	8 3/4"
257'	1°	8 3/4"	1873'	1 1/2°	8 3/4"
257'	1 1/2°	13 3/4"	1888'	1°	8 3/4"
287'	1 1/2°	8 3/4"	1907'	7/8°	8 3/4"
287'	3/4°	13 3/4"	2030'	1/4°	8 3/4"
308'	0°	8 3/4"	2122'	3/4°	8 3/4"
307'	1°	13 3/4"	2216'	3/4°	8 3/4"
348'	1 1/2°	8 3/4"	2266'	3/4°	8 3/4"
380'	3/4°	8 3/4"	2318'	1/4°	8 3/4"
411'	1 1/4°	8 3/4"	2528'	3/4°	8 3/4"
430'	1 1/2°	8 3/4"	2622'	1/2°	8 3/4"
469'	3/4°	8 3/4"	2717'	3/4°	8 3/4"
520'	1 1/2°	8 3/4"	2810'	3/4°	8 3/4"
592'	1°	8 3/4"	2904'	7/8°	8 3/4"
654'	1°	8 3/4"	2997'	1°	8 3/4"
739'	1°	8 3/4"	3184'	2 3/4°	8 3/4"
770'	1°	8 3/4"	3184'	2 1/4°	8 3/4" To verify previous survey
895'	7/8°	8 3/4"			
1113'	1 1/8°	8 3/4"	3270'	2 1/4°	8 3/4"

SECTION III (continued)

f) ABANDONMENT PLUGS

Number and Formation	Interval	Sacks	Remarks
1 - Bottom	3255'-3155'	50+2% $CaCl_2$	Fish in hole - drilled off before setting plug March 24, 1970. Felt @ 3153'. Polished off to 3165'.
2 - Ronning	2350'-2250'	110+2% $CaCl_2$	Tagged @ 2154' March 26, 1970.
3 - Ft. Simpson into Surface Casing	372' - 272'	90	Plug fell, no tag.
3 - Same	372' - 272'	95+3% $CaCl_2$	Pump cement to surface - tagged @ 165' March 26, 1970.
4 - Surface		5	Added monument March 27, 1970.

g) LOST CIRCULATION ZONES

None

h) BLOWOUTS

None

SECTION IV - LOGS

Type	Date Run	Interval
Dual Induction - Laterolog	March 22, 1970	322'-3261'
Borehole Compensated Sonic-Gamma-Cal.	March 22, 1970	322'-3268'
Compensated Formation Density	March 22, 1970	386'-3268'
Sidewall Neutron Porosity	March 22, 1970	322'-3266'
Continuous Dipmeter	March 22, 1970	350'-3265'
Directional Log	March 22, 1970	322'-3270'

LOGS IN BACK POCKET

SECTION V - ANALYSIS

a) CORE

Core #2 - see attached forms

b) WATER

DST #1 - see attached forms

c) GAS

None

d) OIL

None

SECTION VI - COMPLETION RECORD

a) TUBING RECORD - not needed

b) PERFORATION RECORD - not needed

c) CEMENTATION RECORD

Plug Intervals - see Section III, Item (f)

d) ACIDIZATION AND FRACTURING RECORD - not needed

e) BACK PRESSURE AND PRODUCTION TESTS - not needed

CORE LABORATORIES - CANADA, LTD.
CALGARY ALBERTA

COMPANY	HUSKY OIL LTD.	FORMATION		PAGE	1 of 2
WELL	HUSKY HB ET AL WILLOW LAKE H-10	DRILLING FLUID	WATER BASE MUD	FILE	CNP-4-5051
FIELD	WILDCAT, NORTHWEST TERRITORIES	ELEVATION		DATE REPORT	MARCH 24, 1970
LOCATION	62° 49' 16.00" N.LAT 121° 45' 01.00" W.LONG	ANALYSIS	FULL DIAMETER & RESIDUAL SATURATIONS.	ANALYSTS	MH CC MR
		REMARKS	ALL SAMPLES SANDBLASTED PRIOR TO KH ANALYSIS.		

SAMPLE NUMBER	INTERVAL REPRESENTED, FEET DEPTH	THICK	PERMEABILITY TO AIR, MILLIDARCYS K MAX	K90°	KV	PERMEABILITY FEET	POROSITY PER CENT	POROSITY FEET	DENSITY, GM./CC. BULK	GRAIN	OIL	TOTAL WATER	VISUAL EXAMINATION
CORED INTERVAL 2267' - 2317'													
CORE NO. 2 2267' - 2317' (REC. 50', (11 BOXES)													
-	2267.0-72.4	5.4	-	-	-	-	-	-	-	-	-	-	DENSE
1	2272.4-74.2	1.8	0.02	-0.01	-0.01	0.04	0.6	1.08	2.84	2.86	-	-	I
2	2274.2-75.8	1.6	1.03	0.41	-0.01	1.65	2.2	3.52	2.79	2.85	-	-	I STY F
-	2275.8-89.5	13.7	-	-	-	-	-	-	-	-	-	-	DENSE
3	2289.5-90.6	1.1	0.07	0.05	-0.01	0.08	2.0	2.20	2.81	2.86	0.0	42.8	PPV
-	2290.6-96.6	6.0	-	-	-	-	-	-	-	-	-	-	DENSE
4	2296.6-97.3	0.7	0.46	0.27	0.32	0.32	2.2	1.54	2.80	2.87	24.4	32.6	PPV F
-	2297.3-02.2	4.9	-	-	-	-	-	-	-	-	-	-	DENSE
5	2302.2-03.3	1.1	0.02	0.02	-0.01	0.02	3.4	3.74	2.75	2.85	Trace	58.0	SV GYPSUM
-	2303.3-04.4	1.1	-	-	-	-	-	-	-	-	-	-	DENSE
6	2304.4-05.3	0.9	0.28	0.07	0.06	0.25	4.9	4.41	2.70	2.84	12.5	15.7	I PPV F GYPSUM
7	2305.3-06.1	0.8	0.65	0.44	-0.01	0.52	5.2	4.16	2.70	2.84	17.0	17.0	I PPV F GYPSUM
8	2306.1-07.0	0.9	0.48	0.26	0.21	0.43	6.1	5.49	2.66	2.83	10.1	27.1	I PPV F
9	2307.0-08.0	1.0	0.05	0.05	-0.01	0.05	2.2	2.20	2.77	2.83	0.0	54.1	SV
10	2308.0-09.0	1.0	0.09	0.06	-0.01	0.09	2.1	2.10	2.76	2.81	0.0	43.7	PPV F
11	2309.0-09.7	0.7	0.02	0.02	-0.01	0.01	1.1	0.77	2.79	2.82	0.0	58.7	PPV
12	2309.7-10.5	0.8	0.09	0.06	-0.01	0.07	3.9	3.12	2.71	2.82	0.0	67.6	I PPV
-	2310.5-11.2	0.7	-	-	-	-	-	-	-	-	-	-	DENSE
13	2311.2-12.2	1.0	0.63	0.46	0.09	0.63	6.7	6.70	2.64	2.83	16.8	3.7	I PPV F
14	2312.2-13.1	0.9	0.28	0.24	0.10	0.25	3.9	3.42	2.73	2.84	22.2	22.2	I PPV STY F
15	2313.1-13.6	0.5	0.11	0.11	-0.01	0.06	1.2	0.60	2.82	2.85	0.0	45.0	PPV
16	2313.6-14.5	0.9	0.09	0.06	-0.01	0.08	5.1	4.59	2.71	2.85	0.0	24.3	I PPV
-	2314.5-17.0	2.5	-	-	-	-	-	-	-	-	-	-	DENSE

TEST #1 WATER; INTERVAL 2265' - 2317'
RESISTIVITY - 0.044 @ 69°F.
CL - 141,392 mg/l

37.

Form No. 50

CORE LABORATORIES – CANADA, LTD.

Petroleum Reservoir Engineering

FILE: CNP-4-5051

WELL: HUSKY HB ET AL WILLOW LAKE H-10

FORMATION:

SUMMARY INTERVAL: 2267.0 - 2317.0

TOTAL FOOTAGE: 50.0

FOOTAGE ANALYZED 15.7

FOOTAGE NOT ANALYZED: TOTAL: 34.3 DENSE 34.3 LOST .0 DRILLED .0 *NABR .0 RUBBLE .0

SUMMARY OF ANALYZED CORE:

	FOOTAGE	% OF ANALYZED CORE	WEIGHTED AVERAGE POROS %	POROSITY FEET	WEIGHTED AVERAGE PERM MD	PERM FEET	WEIGHTED AVERAGE RESID OIL %	WEIGHTED AVERAGE TOT WATER %
TOTAL	15.7	100.00	3.16	49.64	.29	4.55	5.59	28.46
BY PERM RANGES:								
LESS THAN 0.10 Md.	8.4	53.51	2.36	19.80	.05	.44	.00	38.78
0.10 0.49 Md	3.9	24.84	3.96	15.46	.34	1.31	14.72	26.62
0.50 0.99 Md.	1.8	11.46	6.03	10.86	.64	1.15	16.89	9.61
1.00 9.99 Md.	1.6	10.19	2.20	3.52	1.03	1.65	.00	.00
GREATER THAN 9.99 Md.	.0	.00	.00	.00	.00	.00	.00	.00

*NOT ANALYZED BY REQUEST

CORE LABORATORIES – CANADA LTD.

PETROLEUM RESERVOIR ENGINEERING

WATER ANALYSIS

File CAL-2-1964 Page 1 of 2

Company: Husky Oil Ltd.

Well: Husky HB et al Willow Lake H-10 K.B. _____ Grd. 785'

Location: 62 49'16.00 N.L. 121 45'01.00 W.L. Field: Willow Lake Area Province: N.W.T.

Formation: Ronning Interval: 2200' - 2263'

Sampled from: DST #2 (Top of Tool) by _____

Date sampled: March 23/70 Date analysed: April 6/70 Analyst: DS

Recovery _____

Mud type _____ Water cushion _____

Resistivity: 0.046 Ohm-meters @ 72 °F

Specific gravity: 1.1728 @ 60°F

pH: 6.9 H_2S: Absent

Refractive Index: 1.378 @ 75°F

Total Solids:

Calculated: 254,215 mg/liter

By evaporation @ 110°C: - mg/liter

By evaporation @ 180°C: - mg/liter

At ignition: - mg/liter

MILLIGRAMS PER LITER

Na + K	Ca	Mg	Fe	Ba	Br	I	Cl	HCO_3	SO_4	CO_3	OH
96,308	2,001	531	Pres.	Abs.	-	-	148,766	449	6,160	Nil	Nil

PER CENT CALCULATED SOLIDS

37.9	0.8	0.2	Pres.	Abs.	-	-	58.5	0.2	2.4	Nil	Nil

MEQ PER LITER

4187.3	99.8	43.6	Pres.	Abs.	-	-	4195.2	7.4	128.1	Nil	Nil

LOGARITHMIC PATTERN MEQ PER LITER

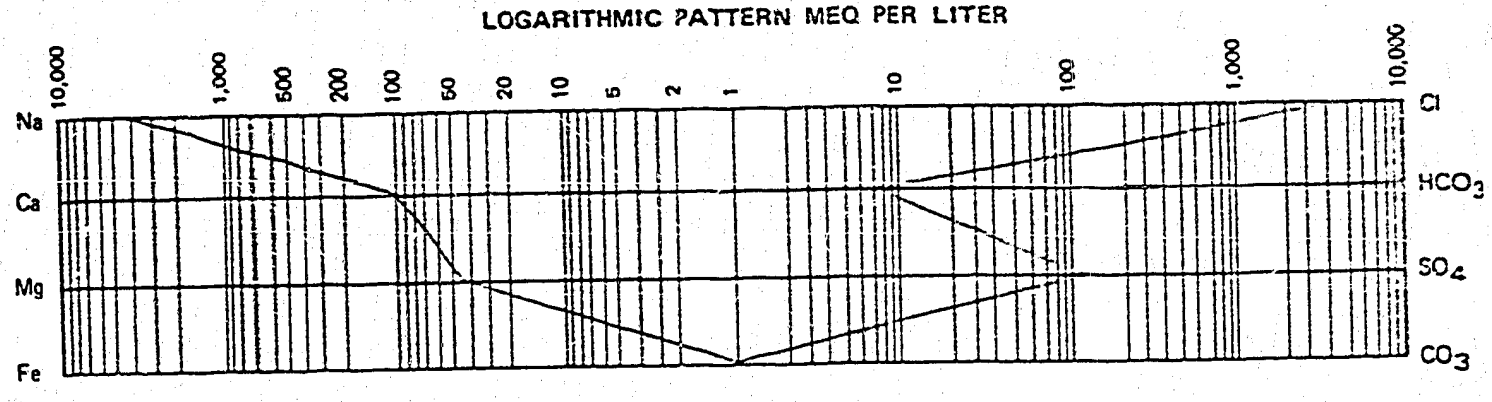

CORE LABORATORIES – CANADA LTD.

PETROLEUM RESERVOIR ENGINEERING

WATER ANALYSIS

File CAL-2-1964 Page 2 of 2

Company: Husky Oil Ltd.

Well: Husky HB et al Willow Lake H-10 K.B. _____ Grd. 785'

Location: 62 49'16.00 N.L. 121 45'01.00 W.L. Field: Willow Lake Area Province: N.W.T.

Formation: Hume Interval: 727' - 950'

Sampled from: DST #3 (Top of Tool) by _____

Date sampled: March 25/70 Date analysed: April 6/70 Analyst: DS

Recovery _____

Mud type _____ Water cushion _____

Resistivity: 0.048 Ohm-meters @ 72 °F

Specific gravity: 1.1528 @ 60°F

pH: 9.2 H_2S: Absent

Refractive Index: 1.372 @ 75°F

Total Solids:

Calculated: 225,012 mg/liter

By evaporation @ 110°C: - mg/liter

By evaporation @ 180°C: - mg/liter

At ignition: - mg/liter

MILLIGRAMS PER LITER

Na + K	Ca	Mg	Fe	Ba	Br	I	Cl	HCO_3	SO_4	CO_3	OH
85,279	2,001	329	Pres.	Abs.	-	-	131,885	322	5,038	158	Nil

PER CENT CALCULATED SOLIDS

37.9	0.9	0.1	Pres.	Abs.	-	-	58.7	0.1	2.2	0.1	Nil

MEQ PER LITER

3707.8	99.8	27.0	Pres.	Abs.	-	-	3719.2	5.3	104.8	5.3	Nil

LOGARITHMIC PATTERN MEQ PER LITER

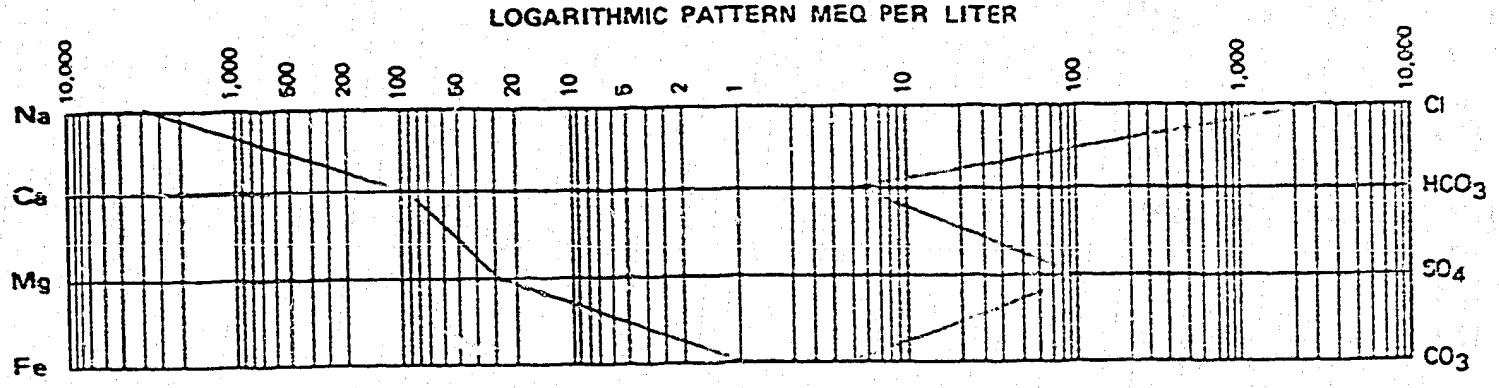

CORE LABORATORIES — CANADA LTD.

PETROLEUM RESERVOIR ENGINEERING

Company: Husky Oil Ltd. Page: 1 of 1

Well: Husky HB et al Willow Lak H-10 File: CAL-2-1835

Field: Wildcat, Northwest Territories Analyst: DS

Location: 62 49'16.00 N.L. 121 45'01.00 W.L. Elevation: K.B. _____ Grd. 785'

Formation: _____ Depth: 2265' - 2317'

Sampled from: DST #1 by: _____

Sampling pressure: _____ psig Sampling temp. _____ °F Ambient temp. _____ °F

Date sampled: March 13/70 Date received: March 17/70 Date analysed: March 19/70

Container pressure: _____ Mud: _____ Water cushion: _____

Recovery or flowrate: _____

Chloride	141,392 mg/liter
Resistivity	0.044 Ohm-meters @ 69°F

Husky H. B. ET. AL.
Willow Lake H-10

HUSKY HB ET AL WILLOW LAKE H-10

D.A. 416 - Daily Tour Reports

[redacted]

Shucky H Bet at Willow Lake H-10.

1/0 35 36

DAILY DRILLING REPORT — REPORT NO. 27 — DATE March 27/70

OPERATOR	LEASE	WELL NO.	FIELD OR DIST.	COUNTY	STATE
Husky Oil Ltd.	Husky H.B.E. Al. H-10	H-10	Willow Lake	A.B.S.F.	

CONTRACTOR	RIG NO.	DRILL PIPE STRING NO.	DRILL PIPE STRING SIZE	TOOL JOINT O.D.	TYPE THD.
S & T DRILLING (WESTERN) CO. LTD.	4				

SIGNATURE OF OPERATOR'S REPRESENTATIVE	SIGNATURE OF CONTRACTOR'S TOOL PUSHER
R. Robertson	R. H. Webber

PUMPS

NO.	MANUFACTURER	TYPE	STROKE LENGTH
1.			
2.			
3.			

LAST CASING TUBING OR LINER

SIZE	MAKE	WT. & GR.	NO. JOINTS	FEET	RKB. TO CSG. HD.	SET AT	REMARKS

TIME DISTRIBUTION-HOURS	MORN	DAY	EVE
RIG UP & TEAR DOWN			
DRILLING ACTUAL			
REAMING			
CONDITIONING MUD & CIRCULATING			
TRIPS			
LUBRICATE RIG			
DEVIATION SURVEY			
TEST B.O.P.			
CUT OFF DRILLING LINE			
REPAIR RIG			
REPAIR			
WIRE LINE LOGGING			
RUNNING CASING & CEMENTING			
WAITING ON CEMENT			
DRILL STEM TEST			
OTHER			
FISHING			
COMPLETION WORK A. PERFORATING			
B. TUBING TRIPS			
C. SWABBING			
D. TESTING			
E. ADDITIONAL			
TOTALS			

TIME SUMMARY (OFFICE USE ONLY)			
DAY WORK			
HRS. W/DP			
HRS. WO/DP			
HRS. STANDBY			
TOTAL DAY WORK			

WIRE LINE RECORD	
REEL NO.	
NO. OF LINES	SIZE
FEET SLIPPED	
FEET CUT OFF	
PRESENT LENGTH	
TON MI. OR TRIPS SINCE LAST CUT	
CUMULATIVE TON MI. OR TRIPS	
NO. OF DAYS FROM SPUD	
CUMULATIVE ROTATING HRS.	

MORNING TOUR

NO.	DRILLING ASSEMBLY AT END OF TOUR	
	STANDS D.P.	FT.
	SINGLES D.P.	FT.
	D.C. I.D. O.D.	FT.
	D.C. I.D. O.D.	FT.
	STB. BODY O.D.	FT.
	STB. BODY O.D.	FT.
	RMR. BODY O.D.	FT.
	SUBS O.D.	FT.
	BIT OR C.B.	FT.
		FT.
	KELLY DOWN	FT.
	TOTAL	FT.
WT. OF STRING		LBS.

BIT RECORD		
BIT NO.		
SIZE		
MFG.		
TYPE		
NOZZLE NO.		
NOZZLE SIZE		
SER. NO.		
DEPTH OUT		
DEPTH IN		
TOTAL FTG.		
TOTAL HR. RUN		
COND. OF BIT		
REAMER NO.		
REAMER TYPE		

MUD RECORD			
TIME			
WEIGHT			
VISC.-SEC			
W.L.-C.C.			
FL.TR. CK.			
PH			
SD. CONT. %			
PRESSURE GRADIENT			
MUD & CHEMICALS ADDED			
TYPE	AMT.	TYPE	AMT.

DRILLER E. Mohringer

FOOTAGE FROM	TO	DR-D RM-R CORE-C	CORE NO.	FORMATION (SHOW CORE RECOVERY)	ROTARY RPM	WT. ON BIT 1000#	PUMP PRESS	PUMP NO. LINER SIZE	PUMP NO. S.P.M.	PUMP NO. LINER SIZE	PUMP NO. S.P.M.	METHOD RUN SGL.-S PAR'EL-P COM'D-C

DEVIATION RECORD	DEPTH	DEV.	DIRECTION	DEPTH	DEV.	DIRECTION	DEPTH	DEV.	DIRECTION

TIME LOG FROM	TO	ELAPSED TIME	DETAILS OF OPERATIONS IN SEQUENCE AND REMARKS
12:00			W.O.C.

DAY TOUR

NO.	DRILLING ASSEMBLY AT END OF TOUR	
	STANDS D.P.	FT.
	SINGLES D.P.	FT.
	D.C. I.D. O.D.	FT.
	D.C. I.D. O.D.	FT.
	STB. BODY O.D.	FT.
	STB. BODY O.D.	FT.
	RMR. BODY O.D.	FT.
	SUBS O.D.	FT.
	BIT OR C.B.	FT.
		FT.
	KELLY DOWN	FT.
	TOTAL	FT.
WT. OF STRING		LBS.

BIT RECORD		
BIT NO.		
SIZE		
MFG.		
TYPE		
NOZZLE NO.		
NOZZLE SIZE		
SER. NO.		
DEPTH OUT		
DEPTH IN		
TOTAL FTG.		
TOTAL HR. RUN		
COND. OF BIT		
REAMER NO.		
REAMER TYPE		

MUD RECORD			
TIME			
WEIGHT			
VISC.-SEC			
W.L.-C.C.			
FL.TR. CK.			
PH			
SD. CONT. %			
PRESSURE GRADIENT			
MUD & CHEMICALS ADDED			
TYPE	AMT.	TYPE	AMT.

DRILLER

FOOTAGE FROM	TO	DR-D RM-R CORE-C	CORE NO.	FORMATION (SHOW CORE RECOVERY)	ROTARY RPM	WT. ON BIT 1000#	PUMP PRESS	PUMP NO. LINER SIZE	PUMP NO. S.P.M.	PUMP NO. LINER SIZE	PUMP NO. S.P.M.	METHOD RUN SGL.-S PAR'EL-P COM'D-C

DEVIATION RECORD	DEPTH	DEV.	DIRECTION	DEPTH	DEV.	DIRECTION	DEPTH	DEV.	DIRECTION

TIME LOG FROM	TO	ELAPSED TIME	DETAILS OF OPERATIONS IN SEQUENCE AND REMARKS
8:00	8:30		RUN IN TAG PLUG #3 AT 165' KB.
8:30			HOIST SIDEWALLS. RUN 5 SAX CEMENT PLUG
			AT TOP OF CASING. INSTALL WELL SIGN
	12:00		FILL RAT HOLE + MOUSE HOLE W/ CEMENT
			Rig Released. at 12:00 NOON Mar 27/70
12:00			TEARING OUT R. Robertson

EVENING TOUR

NO.	DRILLING ASSEMBLY AT END OF TOUR	
	STANDS D.P.	FT.
	SINGLES D.P.	FT.
	D.C. I.D. O.D.	FT.
	D.C. I.D. O.D.	FT.
	STB. BODY O.D.	FT.
	STB. BODY O.D.	FT.
	RMR. BODY O.D.	FT.
	SUBS O.D.	FT.
	BIT OR C.B.	FT.
		FT.
	KELLY DOWN	FT.
	TOTAL	FT.
WT. OF STRING		LBS.

BIT RECORD		
BIT NO.		
SIZE		
MFG.		
TYPE		
NOZZLE NO.		
NOZZLE SIZE		
SER. NO.		
DEPTH OUT		
DEPTH IN		
TOTAL FTG.		
TOTAL HR. RUN		
COND. OF BIT		
REAMER NO.		
REAMER TYPE		

MUD RECORD			
TIME			
WEIGHT			
VISC.-SEC			
W.L.-C.C.			
FL.TR. CK			
PH			
SD. CONT. %			
PRESSURE GRADIENT			
MUD & CHEMICALS ADDED			
TYPE	AMT.	TYPE	AMT.

DRILLER

FOOTAGE FROM	TO	DR-D RM-R CORE-C	CORE NO.	FORMATION (SHOW CORE RECOVERY)	ROTARY RPM	WT. ON BIT 1000#	PUMP PRESS	PUMP NO. LINER SIZE	PUMP NO. S.P.M.	PUMP NO. LINER SIZE	PUMP NO. S.P.M.	METHOD RUN SGL.-S PAR'EL-P COM'D-C

DEVIATION RECORD	DEPTH	DEV.	DIRECTION	DEPTH	DEV.	DIRECTION	DEPTH	DEV.	DIRECTION

TIME LOG FROM	TO	ELAPSED TIME	DETAILS OF OPERATIONS IN SEQUENCE AND REMARKS

DAILY DRILLING REPORT

REPORT NO. 10 DATE MARCH 26 '70

OPERATOR	LEASE	WELL NO.	FIELD OR DIST.	COUNTY	STATE
Husky Oil Ltd.	Husky H.B.E. Al.	H-10	WILLOWGATE	Alb.	

CONTRACTOR	RIG NO.	DRILL PIPE STRING NO.	SIZE	TOOL JOINT O.D.	TYPE THD.
S & T DRILLING (WESTERN) CO. LTD.	4				

SIGNATURE OF OPERATOR'S REPRESENTATIVE: [illegible]

SIGNATURE OF CONTRACTOR'S TOOL PUSHER: L. H. Webber

PUMPS NO.	MANUFACTURER	TYPE	STROKE LENGTH
1.			
2.			
3.			

LAST CASING TUBING OR LINER	SIZE	MAKE	WT. & GR.	NO. JOINTS	FEET	RKB. TO CSG. HD.	SET AT	REMARKS

TIME DISTRIBUTION–HOURS

	MORN	DAY	EVE
RIG UP & TEAR DOWN			
DRILLING ACTUAL			
REAMING			
CONDITIONING MUD & CIRCULATING	½		
TRIPS	4	2½	
LUBRICATE RIG			
DEVIATION SURVEY			
TEST B.O.P.			
CUT OFF DRILLING LINE			
REPAIR RIG			
FISHING			
WIRE LINE LOGGING			
RUNNING CASING & CEMENTING	½	3¼	
WAITING ON CEMENT		4¾	
DRILL STEM TEST			
OTHER			
FISHING			
COMPLETION WORK: A. PERFORATING			
B. TUBING TRIPS			
C. SWABBING			
D. TESTING			
E. ADDITIONAL			
TOTALS	8	8	

TIME SUMMARY (OFFICE USE ONLY)

DAY WORK			
HRS. W/DP			
HRS. WO/DP			
HRS. STANDBY			
TOTAL DAY WORK			

WIRE LINE RECORD

REEL NO.	
NO. OF LINES	SIZE
FEET SLIPPED	
FEET CUT OFF	
PRESENT LENGTH	
TON MI. OR TRIPS SINCE LAST CUT	
CUMULATIVE TON MI. OR TRIPS	
NO. OF DAYS FROM SPUD	
CUMULATIVE ROTATING HR.	

MORNING TOUR

NO.	DRILLING ASSEMBLY AT END OF TOUR	
	STANDS D.P.	FT.
	SINGLES D.P.	FT.
	D.C. I.D. O.D.	FT.
	D.C. I.D. O.D.	FT.
	STB. BODY O.D.	FT.
	STB. BODY O.D.	FT.
	RMR. BODY O.D.	FT.
	SUBS O.D.	FT.
	BIT OR C.B.	FT.
		FT.
	KELLY DOWN	FT.
	TOTAL	FT.
WT. OF STRING		LBS.

BIT RECORD		
BIT NO.		
SIZE		
MFG.		
TYPE		
NOZZLE	NO.	
	SIZE	
SER. NO.		
DEPTH OUT		
DEPTH IN		
TOTAL FTG.		
TOTAL HR. RUN		
COND. OF BIT		
REAMER NO.		
REAMER TYPE		

MUD RECORD			
TIME			
WEIGHT			
VISC.-SEC			
W.L.-C.C.			
FLTR. CK.			
PH			
SD. CONT. %			
PRESSURE GRADIENT			

MUD & CHEMICALS ADDED TYPE	AMT.	TYPE	AMT.

DRILLER: Mohninger

FOOTAGE FROM	TO	DR.-D RM.-R CORE.-C	CORE NO.	FORMATION (SHOW CORE RECOVERY)	ROTARY RPM	WT. ON BIT 1000#	PUMP PRESS	PUMP NO. LINER SIZE	S.P.M.	PUMP NO. LINER SIZE	S.P.M.	METHOD RUN SGL.-S PAR'EL-P COM'D-C

DEVIATION RECORD	DEPTH	DEV.	DIRECTION	DEPTH	DEV.	DIRECTION	DEPTH	DEV.	DIRECTION

TIME LOG FROM	TO	ELAPSED TIME	DETAILS OF OPERATIONS IN SEQUENCE AND REMARKS
12:00			RIG TO & RUN PLUG #2. - 2350' - 2250' CEMENTED
			W/ 110 SAX PORTLAND PLUS 3% CaCl2 PLUG IN
	12:30	½	PLACE SET 12:22 A.M.
12:30	1:15	¾	W.O.C. HOIST PIPE.
1:15	1:45	½	CLEAN SUCTION TANK & FILL W/FRESH WATER
1:45	2:30	¾	RUN IN COLLARS & PICK UP KELLY
2:30	3:00	½	CIRCULATE
3:00	5:00	2	LAY DOWN COLLARS

DAY TOUR

NO.	DRILLING ASSEMBLY AT END OF TOUR	
	STANDS D.P.	FT.
	SINGLES D.P.	FT.
	D.C. I.D. O.D.	FT.
	D.C. I.D. O.D.	FT.
	STB. BODY O.D.	FT.
	STB. BODY O.D.	FT.
	RMR. BODY O.D.	FT.
	SUBS O.D.	FT.
	BIT OR C.B.	FT.
		FT.
	KELLY DOWN	FT.
	TOTAL	FT.
WT. OF STRING		LBS.

BIT RECORD		
BIT NO.		
SIZE		
MFG.		
TYPE		
NOZZLE	NO.	
	SIZE	
SER. NO.		
DEPTH OUT		
DEPTH IN		
TOTAL FTG.		
TOTAL HR. RUN		
COND. OF BIT		
REAMER NO.		
REAMER TYPE		

MUD RECORD			
TIME			
WEIGHT			
VISC.-SEC			
W.L.-C.C.			
FLTR. CK.			
PH			
SD. CONT. %			
PRESSURE GRADIENT			

MUD & CHEMICALS ADDED TYPE	AMT.	TYPE	AMT.
CORROSION INHIBITOR	10 GAL		

DRILLER

FOOTAGE FROM	TO	DR.-D RM.-R CORE.-C	CORE NO.	FORMATION (SHOW CORE RECOVERY)	ROTARY RPM	WT. ON BIT 1000#	PUMP PRESS	PUMP NO. LINER SIZE	S.P.M.	PUMP NO. LINER SIZE	S.P.M.	METHOD RUN SGL.-S PAR'EL-P COM'D-C

DEVIATION RECORD	DEPTH	DEV.	DIRECTION	DEPTH	DEV.	DIRECTION	DEPTH	DEV.	DIRECTION

TIME LOG FROM	TO	ELAPSED TIME	DETAILS OF OPERATIONS IN SEQUENCE AND REMARKS
8:00	10:30	2½	HOIST SIDE WALLS - 372' - 272'
10:30	11:15		RIG TO & RUN PLUG #3. CEMENTED W/ 90 SAXS PORTLAND
		¾	PLUS 3% CaCl2 IN PLACE @ 11:05 AM.
11:15	4:00	4¾	HOIST PIPE & W.O.C.

EVENING TOUR

NO.	DRILLING ASSEMBLY AT END OF TOUR	
	STANDS D.P.	FT.
	SINGLES D.P.	FT.
	D.C. I.D. O.D.	FT.
	D.C. I.D. O.D.	FT.
	STB. BODY O.D.	FT.
	STB. BODY O.D.	FT.
	RMR. BODY O.D.	FT.
	SUBS O.D.	FT.
	BIT OR C.B.	FT.
		FT.
	KELLY DOWN	FT.
	TOTAL	FT.
WT. OF STRING		LBS.

BIT RECORD		
BIT NO.		
SIZE		
MFG.		
TYPE		
NOZZLE	NO.	
	SIZE	
SER. NO.		
DEPTH OUT		
DEPTH IN		
TOTAL FTG.		
TOTAL HR. RUN		
COND. OF BIT		
REAMER NO.		
REAMER TYPE		

MUD RECORD			
TIME			
WEIGHT			
VISC.-SEC			
W.L.-C.C.			
FLTR. CK			
PH			
SD. CONT. %			
PRESSURE GRADIENT			

MUD & CHEMICALS ADDED TYPE	AMT.	TYPE	AMT.

DRILLER

FOOTAGE FROM	TO	DR.-D RM.-R CORE.-C	CORE NO.	FORMATION (SHOW CORE RECOVERY)	ROTARY RPM	WT. ON BIT 1000#	PUMP PRESS	PUMP NO. LINER SIZE	S.P.M.	PUMP NO. LINER SIZE	S.P.M.	METHOD RUN SGL.-S PAR'EL-P COM'D-C

DEVIATION RECORD	DEPTH	DEV.	DIRECTION	DEPTH	DEV.	DIRECTION	DEPTH	DEV.	DIRECTION

TIME LOG FROM	TO	ELAPSED TIME	DETAILS OF OPERATIONS IN SEQUENCE AND REMARKS
4:00	5:00	1	W.O.C
5:00	5:30	½	RAN IN TO TAG PLUG #3 "NOT THERE".
5:30	7:00	1½	W.O.C.
7:00	8:00	1	RAN IN TO TAG PLUG #3 NOT THERE.
8:00			RIG TO & RUN PLUG #3 AGAIN. CEMENTED W/95
	10:00	2	SAX PORTLAND PLUS 3% CaCl2. IN PLACE 10:00 AM
10:00	12:00	2	W.O.C.

DAILY DRILLING REPORT — REPORT NO. 11 — DATE MARCH 25/70

OPERATOR	LEASE	WELL NO.	FIELD OR DIST.	COUNTY	STATE
Husky Oil Ltd.	Husky H.B. El. Al. H-10	H-10	Willow Lake	N.W.T.	

CONTRACTOR	RIG NO.	DRILL PIPE STRING NO.	SIZE	TOOL JOINT O.D.	TYPE THD.
S & T DRILLING (WESTERN) CO. LTD.	4	2	5 1/2	6"	F.H.

SIGNATURE OF OPERATOR'S REPRESENTATIVE: [illegible]

SIGNATURE OF CONTRACTOR'S TOOL PUSHER: L. Webber

PUMPS NO.	MANUFACTURER	TYPE	STROKE LENGTH
1.	Flat.	250	15"
2.	Flat.	150	12"
3.			

LAST CASING TUBING OR LINER	SIZE	MAKE	WT. & GR.	NO. JOINTS	FEET	RKB. TO CSG. HD.	SET AT	REMARKS
	9 5/8	Mann.	36 J.S.	11	322	11.20	322	Cemented w/250 SAX 2% Calcium

TIME DISTRIBUTION—HOURS

	MORN	DAY	EVE
RIG UP & TEAR DOWN			
DRILLING ACTUAL			
REAMING			
CONDITIONING MUD & CIRCULATING		1 1/2	
TRIPS		3 1/2	
LUBRICATE RIG			
DEVIATION SURVEY			
TEST B.O.P.			
CUT OFF DRILLING LINE			
REPAIR RIG			
BORING			
WIRE LINE LOGGING			
RUNNING CASING & CEMENTING			
WAITING ON CEMENT	8		
DRILL STEM TEST		1/4	
OTHER		2 3/4	
FISHING			
COMPLETION WORK: A. PERFORATING			
B. TUBING TRIPS			
C. SWABBING			
D. TESTING			
E. ADDITIONAL			
TOTALS	8	8	8

TIME SUMMARY (OFFICE USE ONLY)

DAY WORK			
HRS. W/DP			
HRS. W/O/DP			
HRS. STANDBY			
TOTAL DAY WORK			

WIRE LINE RECORD

REEL NO.	
NO. OF LINES	SIZE
FEET SLIPPED	
FEET CUT OFF	
PRESENT LENGTH	
TON MI. OR TRIPS SINCE LAST CUT	
CUMULATIVE TON MI. OR TRIPS	
NO. OF DAYS FROM SPUD	
CUMULATIVE ROTATING HRS.	

MORNING TOUR

NO.	DRILLING ASSEMBLY AT END OF TOUR		
31	STANDS D.P.	2891.55	FT.
1	SINGLES D.P.	31.47	FT.
6	D.C. 6 1/4 I.D. O.D.		FT.
6	D.C. 6 1/4 I.D. O.D.	178.61	FT.
	STB. BODY O.D.		FT.
	STB. BODY O.D.		FT.
	RMR. BODY O.D.		FT.
	SUBS O.D.		FT.
	BIT ~~OR C.B.~~	2.20	FT.
			FT.
	KELLY DOWN	41.50	FT.
	TOTAL	3145.33	FT.
WT. OF STRING	58,000		LBS.

BIT RECORD		
BIT NO.		
SIZE	8 3/4	
MFG.	H.W.	
TYPE	XSSR	
NOZZLE NO.	Open	
NOZZLE SIZE		
SER. NO.	21362	
DEPTH OUT		
DEPTH IN		
TOTAL FTG.		
TOTAL HR. RUN		
COND. OF BIT		
REAMER NO.		
REAMER TYPE		

MUD RECORD		
TIME	7:00	
WEIGHT	9.5	Air Cut
VISC.-SEC	49	
W.L.-C.C.	28.6	
FLTR. CK.	5/32	
PH	12.0	
SD. CONT. %		
PRESSURE GRADIENT		

MUD & CHEMICALS ADDED: TYPE / AMT. / TYPE / AMT.

DRILLER: E. Mohringer

FOOTAGE FROM	TO	DR.-D RM.-R CORE-C	CORE NO.	FORMATION (SHOW CORE RECOVERY)	ROTARY RPM	WT. ON BIT 1000#	PUMP PRESS	PUMP NO. LINER SIZE	S.P.M.	PUMP NO. LINER SIZE	S.P.M.	METHOD RUN SGL.-S PAR'EL-P COM'D-C
							975	5 1/2 x	60			S
				Fuel. 2' 11"				15				

DEVIATION RECORD	DEPTH	DEV.	DIRECTION	DEPTH	DEV.	DIRECTION	DEPTH	DEV.	DIRECTION

TIME LOG FROM	TO	ELAPSED TIME	DETAILS OF OPERATIONS IN SEQUENCE AND REMARKS
12:00	8:30	8	W.O.C. Run in & Circ over Plug.

DAY TOUR

NO.	DRILLING ASSEMBLY AT END OF TOUR		
31	STANDS D.P.	2891.55	FT.
2	SINGLES D.P.	62.99	FT.
	D.C. I.D. O.D.		FT.
6	D.C. 6 1/4 I.D. O.D.	178.61	FT.
	STB. BODY O.D.		FT.
	STB. BODY O.D.		FT.
	RMR. BODY O.D.		FT.
1	SUBS O.D.	2.20	FT.
	BIT OR C.B.		FT.
			FT.
	KELLY DOWN	22.65	FT.
	TOTAL	3163.00	FT.
WT. OF STRING			LBS.

BIT RECORD		
BIT NO.		
SIZE		
MFG.		
TYPE		
NOZZLE NO.		
NOZZLE SIZE		
SER. NO.		
DEPTH OUT		
DEPTH IN		
TOTAL FTG.		
TOTAL HR. RUN		
COND. OF BIT		
REAMER NO.		
REAMER TYPE		

MUD RECORD		
TIME		
WEIGHT		
VISC.-SEC		
W.L.-C.C.		
FLTR. CK.		
PH		
SD. CONT. %		
PRESSURE GRADIENT		

MUD & CHEMICALS ADDED: TYPE / AMT. / TYPE / AMT.

SAPP	1

DRILLER: B. Scott

FOOTAGE FROM	TO	DR.-D RM.-R CORE-C	CORE NO.	FORMATION (SHOW CORE RECOVERY)	ROTARY RPM	WT. ON BIT 1000#	PUMP PRESS	PUMP NO. LINER SIZE	S.P.M.	PUMP NO. LINER SIZE	S.P.M.	METHOD RUN SGL.-S PAR'EL-P COM'D-C
3163												

DEVIATION RECORD	DEPTH	DEV.	DIRECTION	DEPTH	DEV.	DIRECTION	DEPTH	DEV.	DIRECTION

TIME LOG FROM	TO	ELAPSED TIME	DETAILS OF OPERATIONS IN SEQUENCE AND REMARKS
8:00	8:30	1/2	Circ over Plug.
8:30	9:00	1/2	Tag Top of Plug @ 3153' & Polish off Top 10'
9:00	10:00	1	Circ over Plug @ 3163'
10:00	11:00	1	Set 40M on Plug & Pull out
11:00	12:15	1 1/4	Make Up Bull Nose & Run in 24 STD & Stump
12:15	2:30	2 1/4	Make Up Test Tool
2:30	3:45	1 1/4	Run in D.C. & 1 STD Pipe & Make Up Head
3:45	4:00	1/4	Testing w/ Bit.

EVENING TOUR

NO.	DRILLING ASSEMBLY AT END OF TOUR		
	STANDS D.P.		FT.
	SINGLES D.P.		FT.
	D.C. I.D. O.D.		FT.
	D.C. I.D. O.D.		FT.
	STB. BODY O.D.		FT.
	STB. BODY O.D.		FT.
	RMR. BODY O.D.		FT.
	SUBS O.D.		FT.
	BIT OR C.B.		FT.
			FT.
	KELLY DOWN		FT.
	TOTAL		FT.
WT. OF STRING			LBS.

BIT RECORD		
BIT NO.		
SIZE		
MFG.		
TYPE		
NOZZLE NO.		
NOZZLE SIZE		
SER. NO.		
DEPTH OUT		
DEPTH IN		
TOTAL FTG.		
TOTAL HR. RUN		
COND. OF BIT		
REAMER NO.		
REAMER TYPE		

MUD RECORD		
TIME		
WEIGHT		
VISC.-SEC		
W.L.-C.C.		
FLTR. CK		
PH		
SD. CONT. %		
PRESSURE GRADIENT		

MUD & CHEMICALS ADDED: TYPE / AMT. / TYPE / AMT.

DRILLER

FOOTAGE FROM	TO	DR.-D RM.-R CORE-C	CORE NO.	FORMATION (SHOW CORE RECOVERY)	ROTARY RPM	WT. ON BIT 1000#	PUMP PRESS	PUMP NO. LINER SIZE	S.P.M.	PUMP NO. LINER SIZE	S.P.M.	METHOD RUN SGL.-S PAR'EL-P COM'D-C
3163				D.S.T. #3 - 725' - 950'		PRESSURES.						
				Preflow 5 MINS.	NO PRESSURE		VERY WEAK AIR BLOW.					
				ISIP 30 MINS	NO ISIP							

DEVIATION RECORD	DEPTH	DEV.	DIRECTION	DEPTH	DEV.	DIRECTION	DEPTH	DEV.	DIRECTION
			V.O.	60 MINS	55#	65#	WEAK AIR BLOW.		

TIME LOG FROM	TO	ELAPSED TIME	DETAILS OF OPERATIONS IN SEQUENCE AND REMARKS
4:00	6:15	2 1/4	Testing. FSIP - 60 MINS. 215# IHP 375# FHP. 360# RECOVERED: 50' MUD.
6:45	7:00	3/4	Pull out w/ Test
7:00	10:30	3 1/2	Break Down Test Tools, Service & Load out same
10:30	11:45	1 1/4	Strap in 425 STD. & A single
11:45	12:00	1/4	Circulate

DAILY DRILLING REPORT — REPORT NO. 260 — DATE FEBRUARY 24/10

OPERATOR	LEASE	WELL NO.	FIELD OR DIST.	COUNTY	STATE
Husky Oil LTD.	Husky H.B. ET. AL. H-10	H-10	WILLOW LAKE	N.W.T.	

CONTRACTOR	RIG NO.	DRILL PIPE STRING NO.	SIZE	TOOL JOINT O.D.	TYPE THD.
S & T DRILLING (WESTERN) CO. LTD.	4	2	4½	6"	F.H.

SIGNATURE OF OPERATOR'S REPRESENTATIVE: [signature]

SIGNATURE OF CONTRACTOR'S TOOL PUSHER: R.H. Webber

PUMPS

NO.	MANUFACTURER	TYPE	STROKE LENGTH
1.	NAT.	250	15
2.	NAT.	150	12
3.			

LAST CASING TUBING OR LINER	SIZE	MAKE	WT. & GR.	NO. JOINTS	FEET	RKB. TO CSG. HD.	SET AT.	REMARKS
	9⅝	MANN.	36# J.S.	11	322	11.20	322	CEMENTED W/250 SAX 2% CALCIUM

TIME DISTRIBUTION—HOURS

	MORN	DAY	EVE
RIG UP & TEAR DOWN			
DRILLING ACTUAL			
REAMING			
CONDITIONING MUD & CIRCULATING	3¼	3¼	
TRIPS	1½	3¾	
LUBRICATE RIG			
DEVIATION SURVEY			
TEST B.O.P.			
CUT OFF DRILLING LINE			
REPAIR RIG			
BORING			
WIRE LINE LOGGING			
RUNNING CASING & CEMENTING	3		
WAITING ON CEMENT		4¼	8
DRILL STEM TEST			
OTHER	3¼		
FISHING			
COMPLETION WORK A. PERFORATING			
B. TUBING TRIPS			
C. SWABBING			
D. TESTING			
E. ADDITIONAL			
TOTALS	8	8	8

TIME SUMMARY (OFFICE USE ONLY)

DAY WORK	
HRS. W/DP	
HRS. WO/DP	
HRS. STANDBY	
TOTAL DAY WORK	

WIRE LINE RECORD

REEL NO.	
NO. OF LINES	SIZE
FEET SLIPPED	
FEET CUT OFF	
PRESENT LENGTH	
TON MI. OR TRIPS SINCE LAST CUT	
CUMULATIVE TON MI. OR TRIPS	
NO. OF DAYS FROM SPUD	
CUMULATIVE ROTATING HRS.	

MORNING TOUR

DRILLING ASSEMBLY AT END OF TOUR

NO.			
27	STANDS D.P.	2522.78	FT.
0	SINGLES D.P.	9391	FT.
3	D.C. 6¾ I.D. O.D.	90.81	FT.
18	D.C. 6¾ I.D. O.D.	532.70	FT.
	STB. BODY O.D.		FT.
	STB. BODY O.D.		FT.
	RMR. BODY O.D.		FT.
2	SUBS O.D.	6.28	FT.
	BIT OR C.B.		FT.
			FT.
	KELLY DOWN	22.16	FT.
	TOTAL	3240.00	FT.
WT. OF STRING			LBS.

BIT RECORD

BIT NO.		
SIZE	8¾	
MFG.	H.W.	
TYPE	XSSR	
NOZZLE NO.	1	2
NOZZLE SIZE	13	18
SER. NO.	21362	
DEPTH OUT		
DEPTH IN		
TOTAL FTG.		
TOTAL HR. RUN		
COND. OF BIT		
REAMER NO.		
REAMER TYPE		

MUD RECORD

TIME	
WEIGHT	
VISC.-SEC	
W.L.-C.C.	
FLTR. CK.	
PH	
SD. CONT. %	
PRESSURE GRADIENT	

MUD & CHEMICALS ADDED

TYPE	AMT.	TYPE	AMT.
XPRACEL	10 sks		
CARTGEL	10 sks		

DRILLER: [signature]

FOOTAGE

FROM	TO	DR.-D RM.-R CORE-C	CORE NO.	FORMATION (SHOW CORE RECOVERY)	ROTARY RPM	WT. ON BIT 1000#	PUMP PRESS	PUMP NO. LINER SIZE	PUMP NO. S.P.M.	PUMP NO. LINER SIZE	PUMP NO. S.P.M.	METHOD RUN SGL-S PAR'EL-P COM'D-C
							500	5½	60			S
								X				
				1' 10" FUEL				15				

DEVIATION RECORD

DEPTH	DEV.	DIRECTION	DEPTH	DEV.	DIRECTION	DEPTH	DEV.	DIRECTION

TIME LOG FROM	TO	ELAPSED TIME	DETAILS OF OPERATIONS IN SEQUENCE AND REMARKS
12⁰⁰			FINISH LAYING C/BBL. DOWN. & HEAD UP FLOWLINE & NIPPLE
			RAN TOP INNER BBL. IN HOLE & TRIED BREAKING JARS OFF
	315	3¼	BROKE INNER BBL. OFF FLUSH WITH SAFETY JT. INNER BBL. DOWN HOLE
315	445	1½	RUN IN TO CIRC.
445	8⁰⁰	3¼	CIRCULATE

DAY TOUR

DRILLING ASSEMBLY AT END OF TOUR

NO.			
	STANDS D.P.		FT.
	SINGLES D.P.		FT.
	D.C. I.D. O.D.		FT.
	D.C. I.D. O.D.		FT.
	STB. BODY O.D.		FT.
	STB. BODY O.D.		FT.
	RMR. BODY O.D.		FT.
	SUBS O.D.		FT.
	BIT OR C.B.		FT.
			FT.
	KELLY DOWN		FT.
	TOTAL		FT.
WT. OF STRING			LBS.

BIT RECORD

BIT NO.		
SIZE		
MFG.		
TYPE		
NOZZLE NO.		
NOZZLE SIZE		
SER. NO.		
DEPTH OUT		
DEPTH IN		
TOTAL FTG.		
TOTAL HR. RUN		
COND. OF BIT		
REAMER NO.		
REAMER TYPE		

MUD RECORD

TIME	9¹⁵
WEIGHT	10.3
VISC.-SEC	46
W.L.-C.C.	19.8
FLTR. CK.	3/32
PH	7.6
SD. CONT. %	
PRESSURE GRADIENT	

MUD & CHEMICALS ADDED

TYPE	AMT.	TYPE	AMT.
Con Mel Fiber	2		

DRILLER: [signature]

FOOTAGE

FROM	TO	DR-D RM-R CORE-C	CORE NO.	FORMATION (SHOW CORE RECOVERY)	ROTARY RPM	WT. ON BIT 1000#	PUMP PRESS	PUMP NO. LINER SIZE	PUMP NO. S.P.M.	PUMP NO. LINER SIZE	PUMP NO. S.P.M.	METHOD RUN SGL-S PAR'EL-P COM'D-C
3270	T.D.											

DEVIATION RECORD

DEPTH	DEV.	DIRECTION	DEPTH	DEV.	DIRECTION	DEPTH	DEV.	DIRECTION

TIME LOG FROM	TO	ELAPSED TIME	DETAILS OF OPERATIONS IN SEQUENCE AND REMARKS
8.00	11¹⁵	3¼	CIRC.
11¹⁵	1⁰⁰	1¾	HOIST BIT. & STD. BACK DCS
1⁰⁰	3⁰⁰	2	RUN IN OPEN END. PICK UP. 20 SINGLES
3⁰⁰	3⁴⁵	¾	RIG TO RUN PLUG #1 3255 TO 3155'
			CEMENTED W/ 50 SAX PORTLAND. CEMENT PLUS 2%
			CaCl₂ PLUG IN PLACE @ 3⁴⁵ PM
3⁴⁵	4⁰⁰	¼	W.O.C. & HOIST PIPE.

EVENING TOUR

DRILLING ASSEMBLY AT END OF TOUR

NO.			
34	STANDS D.P.	3171.07	FT.
2	SINGLES D.P.	62.34	FT.
	D.C. I.D. O.D.		FT.
	D.C. I.D. O.D.		FT.
	STB. BODY O.D.		FT.
	STB. BODY O.D.		FT.
	RMR. BODY O.D.		FT.
	SUBS O.D.		FT.
	BIT OR C.B.		FT.
			FT.
	KELLY DOWN	12.00	FT.
	TOTAL	3245.41	FT.
WT. OF STRING			LBS.

BIT RECORD

BIT NO.		
SIZE		
MFG.		
TYPE		
NOZZLE NO.		
NOZZLE SIZE		
SER. NO.		
DEPTH OUT		
DEPTH IN		
TOTAL FTG.		
TOTAL HR. RUN		
COND. OF BIT		
REAMER NO.		
REAMER TYPE		

MUD RECORD

TIME	
WEIGHT	
VISC.-SEC	
W.L.-C.C.	
FLTR. CK	
PH	
SD. CONT. %	
PRESSURE GRADIENT	

MUD & CHEMICALS ADDED

TYPE	AMT.	TYPE	AMT.

DRILLER

FOOTAGE

FROM	TO	DR-D RM-R CORE-C	CORE NO.	FORMATION (SHOW CORE RECOVERY)	ROTARY RPM	WT. ON BIT 1000#	PUMP PRESS	PUMP NO. LINER SIZE	PUMP NO. S.P.M.	PUMP NO. LINER SIZE	PUMP NO. S.P.M.	METHOD RUN SGL-S PAR'EL-P COM'D-C

DEVIATION RECORD

DEPTH	DEV.	DIRECTION	DEPTH	DEV.	DIRECTION	DEPTH	DEV.	DIRECTION

TIME LOG FROM	TO	ELAPSED TIME	DETAILS OF OPERATIONS IN SEQUENCE AND REMARKS
4⁰⁰	8⁰⁰	8	W.O.C. FINISH OUT

DAILY DRILLING REPORT

REPORT NO. 26 DATE FEBRUARY 24/70

OPERATOR	LEASE	WELL NO.	FIELD OR DIST.	COUNTY	STATE
Husky Oil LTD.	Husky H.B. ET. AL. H-10	H-10	WILLOW LAKE	N.W.T.	

CONTRACTOR	RIG NO.	DRILL PIPE STRING NO.	SIZE	TOOL JOINT	TYPE THD.
S & T DRILLING (WESTERN) CO. LTD.	4	2	4½	6" O.D.	F.H.

SIGNATURE OF OPERATOR'S REPRESENTATIVE: B. Robertson

SIGNATURE OF CONTRACTOR'S TOOL PUSHER: R.H. Webber

PUMPS

NO.	MANUFACTURER	TYPE	STROKE LENGTH
1.	NAT.	250	15
2.	NAT.	150	12
3.			

LAST CASING TUBING OR LINER	SIZE	MAKE	WT. & GR.	NO. JOINTS	FEET	RKB. TO CSG. HD.	SET AT.	REMARKS
	9⅝	MANN.	36# J.S.	11	322	11.20	322	CEMENTED W/250 SAX 2% CALCIUM

TIME DISTRIBUTION-HOURS

	MORN	DAY	EVE
RIG UP & TEAR DOWN			
DRILLING ACTUAL			
REAMING			
CONDITIONING MUD & CIRCULATING	3¼	3¼	
TRIPS	1½	3½	
LUBRICATE RIG			
DEVIATION SURVEY			
TEST B.O.P.			
CUT OFF DRILLING LINE			
REPAIR RIG			
FISHING			
WIRE LINE LOGGING			
RUNNING CASING & CEMENTING	3		
WAITING ON CEMENT		4	8
DRILL STEM TEST			
OTHER	3¼		
FISHING			
COMPLETION WORK: A. PERFORATING			
B. TUBING TRIPS			
C. SWABBING			
D. TESTING			
E. ADDITIONAL			
TOTALS	8	8	8

TIME SUMMARY (OFFICE USE ONLY)

DAY WORK			
HRS. W/DP			
HRS. WO/DP			
HRS. STANDBY			
TOTAL DAY WORK			

WIRE LINE RECORD

REEL NO.	
NO. OF LINES	SIZE
FEET SLIPPED	
FEET CUT OFF	
PRESENT LENGTH	
TON MI. OR TRIPS SINCE LAST CUT	
CUMULATIVE TON MI. OR TRIPS	
NO. OF DAYS FROM SPUD	
CUMULATIVE ROTATING HRS.	

MORNING TOUR

NO.	DRILLING ASSEMBLY AT END OF TOUR		
27	STANDS D.P.	2522.78	FT.
0	SINGLES D.P.	9.91	FT.
3	D.C. 6¾ I.D. O.D.	90.81	FT.
18	D.C. 6¾ I.D. O.D.	532.70	FT.
	STB. BODY O.D.		FT.
	STB. BODY O.D.		FT.
	RMR. BODY O.D.		FT.
2	SUBS O.D.	6.28	FT.
	BIT OR C.B.		FT.
			FT.
	KELLY DOWN	26.16	FT.
	TOTAL	3240.00	FT.
WT. OF STRING			LBS.

BIT RECORD		
BIT NO.		
SIZE	8¾	
MFG.	H.W.	
TYPE	XSSR	
NOZZLE NO.	1	2
NOZZLE SIZE	13	18
SER. NO.	21362	
DEPTH OUT		
DEPTH IN		
TOTAL FTG.		
TOTAL HR. RUN		
COND. OF BIT		
REAMER NO.		
REAMER TYPE		

MUD RECORD	
TIME	
WEIGHT	
VISC.-SEC	
W.L.-C.C.	
FLTR. CK.	
PH	
SD. CONT. %	
PRESSURE GRADIENT	

MUD & CHEMICALS ADDED

TYPE	AMT.	TYPE	AMT.
HYDRAGEL	10 sks		
SAPTGEL	10 sks		

DRILLER: B. Hoskins

FOOTAGE FROM	TO	DR.-D RM.-R CORE.-C	CORE NO.	FORMATION (SHOW CORE RECOVERY)	ROTARY RPM	WT. ON BIT 1000#	PUMP PRESS	PUMP NO. LINER SIZE	S.P.M.	PUMP NO. LINER SIZE	S.P.M.	METHOD RUN SGL.-S PAR'EL-P COM'D-C
							500	5½	60			S
								7				
				1' 10" Fuel				15				

DEVIATION RECORD	DEPTH	DEV.	DIRECTION	DEPTH	DEV.	DIRECTION	DEPTH	DEV.	DIRECTION

TIME LOG FROM	TO	ELAPSED TIME	DETAILS OF OPERATIONS IN SEQUENCE AND REMARKS
12⁰⁰			FINISH LAYING 5/BBL. DOWN & HEAD UP FLOWLINE & NIPPLE
			RAN TOP INNER BBL. IN HOLE & TRIED BREAKING JARS OFF
	315	3¼	BROKE INNER BBL. OFF FLUSH WITH SAFETY JT. INNER BBL. DOWN HOLE
315	445	1½	RUN IN TO CIRC.
445	800	3¼	CIRCULATE

DAY TOUR

NO.	DRILLING ASSEMBLY AT END OF TOUR		
	STANDS D.P.		FT.
	SINGLES D.P.		FT.
	D.C. I.D. O.D.		FT.
	D.C. I.D. O.D.		FT.
	STB. BODY O.D.		FT.
	STB. BODY O.D.		FT.
	RMR. BODY O.D.		FT.
	SUBS O.D.		FT.
	BIT OR C.B.		FT.
			FT.
	KELLY DOWN		FT.
	TOTAL		FT.
WT. OF STRING			LBS.

BIT RECORD		
BIT NO.		
SIZE		
MFG.		
TYPE		
NOZZLE NO.		
NOZZLE SIZE		
SER. NO.		
DEPTH OUT		
DEPTH IN		
TOTAL FTG.		
TOTAL HR. RUN		
COND. OF BIT		
REAMER NO.		
REAMER TYPE		

MUD RECORD	
TIME	915
WEIGHT	10.3
VISC.-SEC	46
W.L.-C.C.	19.4
FLTR. CK.	2/32
PH	7.6
SD. CONT. %	
PRESSURE GRADIENT	

MUD & CHEMICALS ADDED

TYPE	AMT.	TYPE	AMT.
CMC Lite	2		

DRILLER: B. Scott

FOOTAGE FROM	TO	DR.-D RM.-R CORE.-C	CORE NO.	FORMATION (SHOW CORE RECOVERY)	ROTARY RPM	WT. ON BIT 1000#	PUMP PRESS	PUMP NO. LINER SIZE	S.P.M.	PUMP NO. LINER SIZE	S.P.M.	METHOD RUN SGL.-S PAR'EL-P COM'D-C
3270	T.D.											

DEVIATION RECORD	DEPTH	DEV.	DIRECTION	DEPTH	DEV.	DIRECTION	DEPTH	DEV.	DIRECTION

TIME LOG FROM	TO	ELAPSED TIME	DETAILS OF OPERATIONS IN SEQUENCE AND REMARKS
8.00	11¹³	3¼	Circ.
11⁴⁵	1⁰⁰	1¾	Hoist BIT. & STD. BACK D.Cs
1⁰⁰	3⁰⁰	2	RUN IN OPEN END. PICK UP 20 SINGLES
3⁰⁰	3⁴⁵	¾	RIG TO RUN PLUG #1 3255 TO 3155
			CEMENTED W/ 50 SAX PORTLAND CEMENT PLUS 2%
			$CaCl_2$ PLUG IN PLACE @ 3⁴⁵ PM
3⁴⁵	4⁰⁰	¼	W.O.C. & HOIST PIPE.

EVENING TOUR

NO.	DRILLING ASSEMBLY AT END OF TOUR		
34	STANDS D.P.	3171.07	FT.
2	SINGLES D.P.	62.34	FT.
	D.C. I.D. O.D.		FT.
	D.C. I.D. O.D.		FT.
	STB. BODY O.D.		FT.
	STB. BODY O.D.		FT.
	RMR. BODY O.D.		FT.
	SUBS O.D.		FT.
	BIT OR C.B.		FT.
			FT.
	KELLY DOWN	12.00	FT.
	TOTAL	3245.41	FT.
WT. OF STRING			LBS.

BIT RECORD		
BIT NO.		
SIZE		
MFG.		
TYPE		
NOZZLE NO.		
NOZZLE SIZE		
SER. NO.		
DEPTH OUT		
DEPTH IN		
TOTAL FTG.		
TOTAL HR. RUN		
COND. OF BIT		
REAMER NO.		
REAMER TYPE		

MUD RECORD	
TIME	
WEIGHT	
VISC.-SEC	
W.L.-C.C.	
FLTR. CK	
PH	
SD. CONT. %	
PRESSURE GRADIENT	

MUD & CHEMICALS ADDED

TYPE	AMT.	TYPE	AMT.

DRILLER

FOOTAGE FROM	TO	DR.-D RM.-R CORE.-C	CORE NO.	FORMATION (SHOW CORE RECOVERY)	ROTARY RPM	WT. ON BIT 1000#	PUMP PRESS	PUMP NO. LINER SIZE	S.P.M.	PUMP NO. LINER SIZE	S.P.M.	METHOD RUN SGL.-S PAR'EL-P COM'D-C

DEVIATION RECORD	DEPTH	DEV.	DIRECTION	DEPTH	DEV.	DIRECTION	DEPTH	DEV.	DIRECTION

TIME LOG FROM	TO	ELAPSED TIME	DETAILS OF OPERATIONS IN SEQUENCE AND REMARKS
4⁰⁰	8⁰⁰	8	W.O.C. FINISH OUT

DAILY DRILLING REPORT — REPORT NO. 25 — DATE FEBRUARY 23/70

OPERATOR	LEASE	WELL NO.	FIELD OR DIST.	COUNTY	STATE
HUSKY OIL LTD	HUSKY H.B. EL. AL. H-10	H-10	WILLOW LAKE	N.W.T.	

CONTRACTOR	RIG NO.	DRILL PIPE STRING NO.	SIZE	TOOL JOINT	TYPE THD.
S & T DRILLING (WESTERN) CO. LTD.	4	2	4½	6" O.D.	F.H.

SIGNATURE OF OPERATOR'S REPRESENTATIVE: [illegible]

SIGNATURE OF CONTRACTOR'S TOOL PUSHER: [illegible]

PUMPS

NO.	MANUFACTURER	TYPE	STROKE LENGTH
1.	NAT.	250	15"
2.	NAT.	150	12"
3.			

LAST CASING TUBING OR LINER	SIZE	MAKE	WT. & GR.	NO. JOINTS	FEET	RKB. TO CSG. HD.	SET AT	REMARKS
	9⅝	MANN.	36# J.S.	11	322	11.20	322	CEMENTED W/250 SAX 2% CALCIUM

TIME DISTRIBUTION—HOURS

	MORN	DAY	EVE
RIG UP & TEAR DOWN			
DRILLING ACTUAL			
REAMING			
CONDITIONING MUD & CIRCULATING			
TRIPS		1	
LUBRICATE RIG			
DEVIATION SURVEY			
TEST B.O.P.			
CUT OFF DRILLING LINE			
REPAIR RIG			
[illegible]RING			
WIRE LINE LOGGING	8	2½	
RUNNING CASING & CEMENTING			
WAITING ON CEMENT			
DRILL STEM TEST			2½
OTHER		4½	8½
FISHING			
COMPLETION WORK: A. PERFORATING			
B. TUBING TRIPS.			
C. SWABBING			
D. TESTING			
E. ADDITIONAL			
TOTALS	8	8	8

TIME SUMMARY (OFFICE USE ONLY)

	MORN	DAY	EVE
DAY WORK			
HRS. W/DP			
HRS. WO/DP			
HRS. STANDBY			
TOTAL DAY WORK			

WIRE LINE RECORD

REEL NO.	
NO. OF LINES	SIZE
FEET SLIPPED	
FEET CUT OFF	
PRESENT LENGTH	
TON MI. OR TRIPS SINCE LAST CUT	
CUMULATIVE TON MI. OR TRIPS	
NO. OF DAYS FROM SPUD	
CUMULATIVE ROTATING HRS.	

MORNING TOUR

DRILLING ASSEMBLY AT END OF TOUR

NO.			
28	STANDS D.P.	2616.69	FT.
	SINGLES D.P.		FT.
3	D.C. 6¾ I.D. O.D.	90.88	FT.
18	D.C. 6¼ I.D. O.D.	532.70	FT.
	STB. BODY O.D.		FT.
	STB. BODY O.D.		FT.
	RMR. BODY O.D.		FT.
2	SUBS O.D.	6.28	FT.
	BIT OR C.B.		FT.
			FT.
	KELLY DOWN	23.45	FT.
	TOTAL	3270.00	FT.
	WT. OF STRING		LBS.

BIT RECORD: BIT NO. / SIZE / MFG. / TYPE / NOZZLE NO. / NOZZLE SIZE / SER. NO. / DEPTH OUT / DEPTH IN / TOTAL FTG. / TOTAL HR. RUN / COND. OF BIT / REAMER NO. / REAMER TYPE

MUD RECORD: TIME / WEIGHT / VISC.-SEC / W.L.-C.C. / FL.TR. CK. / PH / SD. CONT. % / PRESSURE GRADIENT

MUD & CHEMICALS ADDED: TYPE / AMT. / TYPE / AMT.

DRILLER: [illegible]

FOOTAGE: FROM 3270 TO T.D.

DR.-D RM.-R CORE.-C	CORE NO.	FORMATION (SHOW CORE RECOVERY)	ROTARY RPM	WT. ON BIT 1000#	PUMP PRESS	PUMP NO. LINER SIZE	PUMP NO. S.P.M.	PUMP NO. LINER SIZE	PUMP NO. S.P.M.	METHOD RUN SGL.-S PAR'EL-P COM'D-C
		Fuel 2'00"								

DEVIATION RECORD: DEPTH / DEV. / DIRECTION / DEPTH / DEV. / DIRECTION / DEPTH / DEV. / DIRECTION

TIME LOG FROM	TO	ELAPSED TIME	DETAILS OF OPERATIONS IN SEQUENCE AND REMARKS
12.00	8.00	8	Logging W/SCHLUMBERGER → MAIN DRIVE CHAIN CHANGED → LOW CHAIN IN DRWKS.

D.S.T. #2 - 2200 - 2263'

		PRESSURES
PREFLOW.	5 MINS	15#
I.C.I.P.	30 MINS	74#
V.D.	60 MINS	15# 12#
F.C.I.P.	60 MINS	20#

INITIAL HYDROSTATIC 1204# FINAL HYDROSTATIC. 1170#

DAY TOUR

DRILLING ASSEMBLY AT END OF TOUR

NO.			
28	STANDS D.P.	2616.69	FT.
	SINGLES D.P.		FT.
3	D.C. 6¾ I.D. O.D.	90.88	FT.
18	D.C. 6¼ I.D. O.D.	532.70	FT.
	STB. BODY O.D.		FT.
	STB. BODY O.D.		FT.
	RMR. BODY O.D.		FT.
2	SUBS O.D.	6.28	FT.
	BIT OR C.B.		FT.
			FT.
	KELLY DOWN	23.45	FT.
	TOTAL	3270.00	FT.
	WT. OF STRING	67,000	LBS.

BIT RECORD: BIT NO. / SIZE / MFG. / TYPE / NOZZLE NO. / NOZZLE SIZE / SER. NO. / DEPTH OUT / DEPTH IN / TOTAL FTG. / TOTAL HR. RUN / COND. OF BIT / REAMER NO. / REAMER TYPE

MUD RECORD: TIME / WEIGHT / VISC.-SEC / W.L.-C.C. / FL.TR. CK. / PH / SD. CONT. % / PRESSURE GRADIENT

MUD & CHEMICALS ADDED: TYPE / AMT. / TYPE / AMT.

DRILLER: B. Scott

FOOTAGE: FROM 3270 TO T.D.

DR.-D RM.-R CORE.-C	CORE NO.	FORMATION (SHOW CORE RECOVERY)	ROTARY RPM	WT. ON BIT 1000#	PUMP PRESS	PUMP NO. LINER SIZE	PUMP NO. S.P.M.	PUMP NO. LINER SIZE	PUMP NO. S.P.M.	METHOD RUN SGL.-S PAR'EL-P COM'D-C
		PREFLOW - VERY WEAK AIR BUBBLES ~~SECOND FLOW VERY WEAK AIR BUBBLES~~ MINOR IN 30 MINS. RECOVERED 5' OF MUD.				DECREASING		TO		

DEVIATION RECORD: DEPTH / DEV. / DIRECTION / DEPTH / DEV. / DIRECTION / DEPTH / DEV. / DIRECTION

TIME LOG FROM	TO	ELAPSED TIME	DETAILS OF OPERATIONS IN SEQUENCE AND REMARKS
8.00	10.30	2½	Logging W/ SCHLUMBERGER Rig SER.
10.30	2.30	4	Run in 10 Std & Make up Test Tool
2.30	3.30	1	Run in W/ Test
3.30	4.00	½	Make up Head & Check Sands

EVENING TOUR

DRILLING ASSEMBLY AT END OF TOUR

NO.			
28	STANDS D.P.	2616.69	FT.
	SINGLES D.P.		FT.
3	D.C. 6¾ I.D. O.D.	90.88	FT.
18	D.C. 6¼ I.D. O.D.	532.70	FT.
	STB. BODY O.D.		FT.
	STB. BODY O.D.		FT.
	RMR. BODY O.D.		FT.
2	SUBS O.D.	6.28	FT.
	BIT OR C.B.		FT.
			FT.
	KELLY DOWN	23.45	FT.
	TOTAL	3270.00	FT.
	WT. OF STRING		LBS.

BIT RECORD: BIT NO. / SIZE / MFG. / TYPE / NOZZLE NO. / NOZZLE SIZE / SER. NO. / DEPTH OUT / DEPTH IN / TOTAL FTG. / TOTAL HR. RUN / COND. OF BIT / REAMER NO. / REAMER TYPE

MUD RECORD: TIME / WEIGHT / VISC.-SEC / W.L.-C.C. / FL.TR. CK / PH / SD. CONT. % / PRESSURE GRADIENT

MUD & CHEMICALS ADDED: TYPE / AMT. / TYPE / AMT.

DRILLER:

FOOTAGE: FROM 3270 TO

DR.-D RM.-R CORE.-C	CORE NO.	FORMATION (SHOW CORE RECOVERY)	ROTARY RPM	WT. ON BIT 1000#	PUMP PRESS	PUMP NO. LINER SIZE	PUMP NO. S.P.M.	PUMP NO. LINER SIZE	PUMP NO. S.P.M.	METHOD RUN SGL.-S PAR'EL-P COM'D-C

DEVIATION RECORD: DEPTH / DEV. / DIRECTION / DEPTH / DEV. / DIRECTION / DEPTH / DEV. / DIRECTION

TIME LOG FROM	TO	ELAPSED TIME	DETAILS OF OPERATIONS IN SEQUENCE AND REMARKS
4.00	6.30	2½	Testing W/B.J.
6.30	8.30	2	Break Check Sands & Head Pullout Test
8.30	10.00	1½	Breakdown Test Tool & Pull 10 Std. of Drill Pipe
10.00	12.00	2	Lay Down C/BBL. Safety Jt. Broke in Slips
			Take Flow Line & Nipple Off

DAILY DRILLING REPORT — REPORT NO. 24 — DATE FEBRUARY 22/70

OPERATOR	LEASE	WELL NO.	FIELD OR DIST.	COUNTY	STATE
Husky Oil LTD	Husky H.B. Eh. AL. H-10	H-10	WILLOW LAKE		

CONTRACTOR: S & T DRILLING (WESTERN) CO. LTD. — RIG NO. 4

DRILL PIPE STRING: NO. 2, SIZE 4½ — TOOL JOINT 6" O.D. — TYPE THD. F.H.

SIGNATURE OF OPERATOR'S REPRESENTATIVE: [illegible]

SIGNATURE OF CONTRACTOR'S TOOL PUSHER: R.H. Webber

PUMPS

NO.	MANUFACTURER	TYPE	STROKE LENGTH
1.	NAT.	250	15"
2.	NAT.	150	12"
3.			

LAST CASING TUBING OR LINER	SIZE	MAKE	WT. & GR.	NO. JOINTS	FEET	RKB. TO CSG. HD.	SET AT	REMARKS
	9⅝	MANA.	36# J.S.	11	322	11.20	322	CEMENTED W/250 SAX 2% CAL.

TIME DISTRIBUTION-HOURS

	MORN	DAY	EVE
RIG UP & TEAR DOWN			
DRILLING ACTUAL	3¾	7½	
REAMING	¾		
CONDITIONING MUD & CIRCULATING		¼	2¾
TRIPS	2¾		2¾
LUBRICATE RIG		¼	¼
DEVIATION SURVEY			¼
TEST B.O.P.			
CUT OFF DRILLING LINE	¾		
REPAIR RIG			
DRIRING			
WIRE LINE LOGGING			2¼
RUNNING CASING & CEMENTING			
WAITING ON CEMENT			
DRILL STEM TEST			
OTHER			
FISHING			
COMPLETION WORK: A. PERFORATING			
B. TUBING TRIPS			
C. SWABBING			
D. TESTING			
E. ADDITIONAL			
TOTALS	8	8	8

TIME SUMMARY (OFFICE USE ONLY): DAY WORK; HRS. W/DP; HRS. WO/DP; HRS. STANDBY; TOTAL DAY WORK

WIRE LINE RECORD: REEL NO.; NO. OF LINES — SIZE; FEET SLIPPED; FEET CUT OFF; PRESENT LENGTH; TON MI. OR TRIPS SINCE LAST CUT; CUMULATIVE TON MI. OR TRIPS; NO. OF DAYS FROM SPUD; CUMULATIVE ROTATING HRS.

MORNING TOUR

DRILLING ASSEMBLY AT END OF TOUR

NO.			
27	STANDS D.P.	2522.78	FT.
1	SINGLES D.P.	62.66	FT.
3	D.C. I.D. O.D.	90.88	FT.
18	D.C. I.D. O.D.	532.70	FT.
	STB. BODY O.D.		FT.
	STB. BODY O.D.		FT.
	RMR. BODY O.D.		FT.
2	SUBS O.D.	6.28	FT.
	BIT OR C.B.		FT.
			FT.
	KELLY DOWN	12.70	FT.
	TOTAL	3228.00	FT.
WT. OF STRING	80,000	LBS.	

BIT RECORD

BIT NO.	10	
SIZE	8¾	
MFG.	H.W.	
TYPE	X55R	
NOZZLE NO.	1 2	
NOZZLE SIZE	13 18	
SER. NO.	21362	
DEPTH OUT		
DEPTH IN	3200	
TOTAL FTG.	28	
TOTAL HR. RUN	3¾	
COND. OF BIT	RUN	
REAMER NO.		
REAMER TYPE		

MUD RECORD

TIME		5.00	6.30
WEIGHT		10.2	10.2
VISC.-SEC		36	36
W.L.-C.C.		6.0	5.2
FLTR. CK.		2/32	2/32
PH		6.8	6.8
SD. CONT. %			
PRESSURE GRADIENT			

MUD & CHEMICALS ADDED: TYPE / AMT. / TYPE / AMT.

DRILLER: [illegible]

FOOTAGE

FROM	TO	DR.-D RM.-R CORE.-C	CORE NO.	FORMATION (SHOW CORE RECOVERY)	ROTARY RPM	WT. ON BIT 1000#	PUMP PRESS	PUMP NO. LINER SIZE	PUMP NO. S.P.M.	PUMP NO. LINER SIZE	PUMP NO. S.P.M.	METHOD RUN SGL.-S PAR'EL-P COM'D-C
3200	3228	D			40	35	500	5½ X 15	60			S
				FUEL 2" 4"								

DEVIATION RECORD: DEPTH / DEV. / DIRECTION / DEPTH / DEV. / DIRECTION / DEPTH / DEV. / DIRECTION

TIME LOG FROM	TO	ELAPSED TIME	DETAILS OF OPERATIONS IN SEQUENCE AND REMARKS
12.00	1.30	1½	PULL OUT FOR BIT
1.30	2.15	¾	CHANGE BITS, ✓ BLIND RAMS, SLIP 40' DRLG. LINE & CUT 125'
2.15	3.30	1¼	RUN IN W/BIT #10
3.30	4.15	¾	REAM 150' TO BOTTOM
4.15	8.00	3¾	DRLG 8¾ HOLE

DAY TOUR

DRILLING ASSEMBLY AT END OF TOUR

NO.			
28	STANDS D.P.	2616.69	FT.
	SINGLES D.P.		FT.
3	D.C. I.D. 6¾ O.D.	90.88	FT.
18	D.C. I.D. 6¼ O.D.	532.70	FT.
	STB. BODY O.D.		FT.
	STB. BODY O.D.		FT.
	RMR. BODY O.D.		FT.
2	SUBS O.D.	6.28	FT.
	BIT OR C.B.		FT.
			FT.
	KELLY DOWN	23.45	FT.
	TOTAL	3270.00	FT.
WT. OF STRING	80,000	LBS.	

BIT RECORD

BIT NO.	10	
SIZE	8¾	
MFG.	H.W.	
TYPE	X55R	
NOZZLE NO.	1 2	
NOZZLE SIZE	13 18	
SER. NO.	21362	
DEPTH OUT	3270	
DEPTH IN	3200	
TOTAL FTG.	70	
TOTAL HR. RUN	11¼	
COND. OF BIT	411	
REAMER NO.		
REAMER TYPE		

MUD RECORD

TIME	8.30	10.30	12.30	2.30
WEIGHT	10.2	10.3	10.3	10.3
VISC.-SEC	35	38	39	42
W.L.-C.C.	5.0	22.8	5.0	9.8
FLTR. CK.	1/32	3/32	1/32	2/32
PH	6.8	6.8	6.8	6.8
SD. CONT. %				
PRESSURE GRADIENT				

MUD & CHEMICALS ADDED: TYPE / AMT. / TYPE / AMT.
Caustic 1sk. / Hi Vis. 2sks
Salt Gel 5½sks / Starch 1sk
Hydrogel 18sks

DRILLER: B. Scott

FOOTAGE

FROM	TO	DR.-D RM.-R CORE.-C	CORE NO.	FORMATION (SHOW CORE RECOVERY)	ROTARY RPM	WT. ON BIT 1000#	PUMP PRESS	PUMP NO. 1 LINER SIZE	PUMP NO. 1 S.P.M.	PUMP NO. LINER SIZE	PUMP NO. S.P.M.	METHOD RUN SGL.-S PAR'EL-P COM'D-C
3228	3270	D		T.D.	40	35	500	5½ X 15"	60			S

DEVIATION RECORD: DEPTH / DEV. / DIRECTION / DEPTH / DEV. / DIRECTION / DEPTH / DEV. / DIRECTION

TIME LOG FROM	TO	ELAPSED TIME	DETAILS OF OPERATIONS IN SEQUENCE AND REMARKS
8.00	12.00	4	DRLG 8¾ HOLE
12.00	12.15	¼	RIG SER. & B.O.P.
12.15	3.45	3½	DRLG
3.45	4.00	¼	CIRC SAMPLE & CON MUD

EVENING TOUR

DRILLING ASSEMBLY AT END OF TOUR

NO.			
28	STANDS D.P.	2616.69	FT.
	SINGLES D.P.		FT.
3	D.C. I.D. 6¾ O.D.	90.88	FT.
18	D.C. I.D. 6¼ O.D.	532.70	FT.
	STB. BODY O.D.		FT.
	STB. BODY O.D.		FT.
	RMR. BODY O.D.		FT.
2	SUBS O.D.	6.28	FT.
	BIT OR C.B.		FT.
			FT.
	KELLY DOWN	23.45	FT.
	TOTAL	3270.00	FT.
WT. OF STRING	80,000	LBS.	

BIT RECORD

BIT NO.		
SIZE		
MFG.		
TYPE		
NOZZLE NO.		
NOZZLE SIZE		
SER. NO.		
DEPTH OUT		
DEPTH IN		
TOTAL FTG.		
TOTAL HR. RUN		
COND. OF BIT		
REAMER NO.		
REAMER TYPE		

MUD RECORD

TIME	4.00	6.30	7.40
WEIGHT	10.3	10.3	10.3
VISC.-SEC	45	49	57
W.L.-C.C.	22.8	29.6	
FLTR. CK	3/32	3/32	3/32
PH	6.8	7.0	7.2
SD. CONT. %			
PRESSURE GRADIENT			

MUD & CHEMICALS ADDED: TYPE / AMT. / TYPE / AMT.
Salt Gel 33sks / Starch 21sks
Hydrogel 11sks
Caustic 1sk

DRILLER:

FOOTAGE

FROM	TO	DR.-D RM.-R CORE.-C	CORE NO.	FORMATION (SHOW CORE RECOVERY)	ROTARY RPM	WT. ON BIT 1000#	PUMP PRESS	PUMP NO. 1 LINER SIZE	PUMP NO. 1 S.P.M.	PUMP NO. LINER SIZE	PUMP NO. S.P.M.	METHOD RUN SGL.-S PAR'EL-P COM'D-C
3270	T.D.				—	—	500	5½ X 15"	60			S

DEVIATION RECORD: DEPTH 3270 / DEV. 2¼ / DIRECTION / DEPTH / DEV. / DIRECTION / DEPTH / DEV. / DIRECTION

TIME LOG FROM	TO	ELAPSED TIME	DETAILS OF OPERATIONS IN SEQUENCE AND REMARKS
4.00	4.15	¼	CIRC SAMPLE & CON MUD RIG SER.
4.15	5.00	¾	10 STD. DUMMIE TRIP
5.00	7.45	2¾	CIRC CON MUD TO LOG
7.45	8.00	¼	SURVEY @ 3270
8.00	9.30	1½	TRIP OUT TO LOG & STRAP OUT
9.30	12.00	2½	RIG TO & LOG W/SCHLUMBERGER

STRAP 3271.02
TALLY 3270.00
DIFF. 1.02

DAILY DRILLING REPORT — REPORT NO. 23 — DATE MARCH 21/70

OPERATOR	LEASE	WELL NO.	FIELD OR DIST.	COUNTY	STATE
Husky Oil LTD.	Husky H.B. EL. AL. H-10	H-10	WILLOW LAKE	N.W.T.	

CONTRACTOR	RIG NO.	DRILL PIPE STRING NO.	SIZE	TOOL JOINT O.D.	TYPE THD.
S & T DRILLING (WESTERN) CO. LTD.	4	2	4½	6"	E.H.

SIGNATURE OF OPERATOR'S REPRESENTATIVE: [signature]

SIGNATURE OF CONTRACTOR'S TOOL PUSHER:

PUMPS NO.	MANUFACTURER	TYPE	STROKE LENGTH
1.	NAT.	C250	15"
2.	NAT.	C150	12"
3.			

LAST CASING TUBING OR LINER	SIZE	MAKE	WT. & GR.	NO. JOINTS	FEET	RKB. TO CSG. HD.	SET AT	REMARKS
	9⅝	MANN	36 J.S.	11	322	11.20	322.	CEMENTED W/250 SAK 2% CAL.

TIME DISTRIBUTION—HOURS

	MORN	DAY	EVE
RIG UP & TEAR DOWN			
DRILLING ACTUAL	7½	7¾	6½
REAMING			
CONDITIONING MUD & CIRCULATING			½
TRIPS			½
LUBRICATE RIG	¼	¼	¼
DEVIATION SURVEY	¼		¼
TEST B.O.P.			
CUT OFF DRILLING LINE			
REPAIR RIG			
RIGGING			
WIRE LINE LOGGING			
RUNNING CASING & CEMENTING			
WAITING ON CEMENT			
DRILL STEM TEST			
OTHER			
FISHING			
COMPLETION WORK A. PERFORATING			
B. TUBING TRIPS			
C. SWABBING			
D. TESTING			
E. ADDITIONAL			
TOTALS	8	8	8

TEME SUMMARY (OFFICE USE ONLY)

	MORN	DAY	EVE
DAY WORK			
HRS. W/DP			
HRS. WO/DP			
HRS. STANDBY			
TOTAL DAY WORK			

WIRE LINE RECORD

REEL NO.

NO. OF LINES — SIZE

FEET SLIPPED

FEET CUT OFF

PRESENT LENGTH

TON MI. OR TRIPS SINCE LAST CUT

CUMULATIVE TON MI. OR TRIPS

NO. OF DAYS FROM SPUD

CUMULATIVE ROTATING HRS.

MORNING TOUR

NO.	DRILLING ASSEMBLY AT END OF TOUR		
26	STANDS D.P.	2428.86	FT.
	SINGLES D.P.		FT.
3	D.C. 6 3/4 I.D. O.D.	90.88	FT.
18	D.C. 6 3/4 I.D. O.D.	532.70	FT.
	STB. BODY O.D.		FT.
	STB. BODY O.D.		FT.
	RMR. BODY O.D.		FT.
2	SUBS O.D.	6.28	FT.
	BIT OR C.B.		FT.
			FT.
	KELLY DOWN	28.28	FT.
	TOTAL	3087.00	FT.
	WT. OF STRING	70,000	LBS.

BIT RECORD		
BIT NO.	9	
SIZE	8¾	
MFG.	H.W.	
TYPE	X55R	
NOZZLE NO.	1 2	
NOZZLE SIZE	13 18	
SER. NO.	17330	
DEPTH OUT		
DEPTH IN	2825	
TOTAL FTG.	262	
TOTAL HR. RUN	27½	
COND. OF BIT		
REAMER NO.		
REAMER TYPE		

MUD RECORD			
TIME	7.30	5.00	7.00
WEIGHT	10.2	10.2	10.2
VISC.-SEC	36	35	35
W.L.-C.C.	6.8	7.8	10.2
FLTR. CK.	2/32	2/32	2/32
PH	6.8	7	6.8
SD. CONT. %			
PRESSURE GRADIENT			

MUD & CHEMICALS ADDED

TYPE	AMT.	TYPE	AMT.

DRILLER: [signature]

FOOTAGE FROM	TO	DR.-D RM.-R CORE.-C	CORE NO.	FORMATION (SHOW CORE RECOVERY)	ROTARY RPM	WT. ON BIT 1000#	PUMP PRESS	PUMP NO. LINER SIZE	S.P.M.	PUMP NO. LINER SIZE	S.P.M.	METHOD RUN SGL.-S PAR'EL-P COM'D-C
3004	3087	D			40	35	475	5½ x 15	60			S
				Fuel 2' 10"								

DEVIATION RECORD	DEPTH	DEV.	DIRECTION	DEPTH	DEV.	DIRECTION	DEPTH	DEV.	DIRECTION
	2997	1°							

TIME LOG FROM	TO	ELAPSED TIME	DETAILS OF OPERATIONS IN SEQUENCE AND REMARKS
12.00	12.15	¼	DRLG. 8¾ HOLE
12.15	12.45	½	RIG SER & SURVEY @ 2997
12.45	8.00	7¼	DRLG. 8¾ HOLE

DAY TOUR

NO.	DRILLING ASSEMBLY AT END OF TOUR		
26	STANDS D.P.	2428.86	FT.
2	SINGLES D.P.	62.57	FT.
3	D.C. 6¾ I.D. O.D.	90.88	FT.
18	D.C. 6¾ I.D. O.D.	532.70	FT.
	STB. BODY O.D.		FT.
	STB. BODY O.D.		FT.
	RMR. BODY O.D.		FT.
2	SUBS O.D.	6.28	FT.
	BIT OR C.B.		FT.
			FT.
	KELLY DOWN	29.71	FT.
	TOTAL	3151.10	FT.
	WT. OF STRING	70,000	LBS.

BIT RECORD		
BIT NO.	9	
SIZE	8¾	
MFG.	H.W.	
TYPE	X55R	
NOZZLE NO.	1 2	
NOZZLE SIZE	13 18	
SER. NO.	17330	
DEPTH OUT		
DEPTH IN	2825	
TOTAL FTG.	326	
TOTAL HR. RUN	35	
COND. OF BIT	RUN	
REAMER NO.		
REAMER TYPE		

MUD RECORD				
TIME	8.30	10.30	12.00	3.00
WEIGHT	10.1	10.1	10.1	10.1
VISC.-SEC	34	34	35	34
W.L.-C.C.	23.4	14.4	8.0	5.0
FLTR. CK.	1/32	2/32	2/32	2/32
PH	6.4	6.4	8.0	6.4
SD. CONT. %				
PRESSURE GRADIENT				

MUD & CHEMICALS ADDED

TYPE	AMT.	TYPE	AMT.
Hi Vis.	15K		
Starch	7sks		

DRILLER: [signature]

FOOTAGE FROM	TO	DR.-D RM.-R CORE.-C	CORE NO.	FORMATION (SHOW CORE RECOVERY)	ROTARY RPM	WT. ON BIT 1000#	PUMP PRESS	PUMP NO. 1 LINER SIZE	S.P.M.	PUMP NO. LINER SIZE	S.P.M.	METHOD RUN SGL.-S PAR'EL-P COM'D-C
3087	3151	D			40	35	500	5½ x 15"	60			S

DEVIATION RECORD	DEPTH	DEV.	DIRECTION	DEPTH	DEV.	DIRECTION	DEPTH	DEV.	DIRECTION

TIME LOG FROM	TO	ELAPSED TIME	DETAILS OF OPERATIONS IN SEQUENCE AND REMARKS
8.00	9.15	1¼	DRLG 8¾ HOLE
9.15	9.30	¼	RIG SER. & B.O.P.s
9.30	4.00	6½	DRLG

CHANGE HEAD RUBBER LUBRICATOR SIDE C-250

EVENING TOUR

NO.	DRILLING ASSEMBLY AT END OF TOUR		
27	STANDS D.P.	2522.78	FT.
5	SINGLES D.P.	30.96	FT.
3	D.C. 6¾ I.D. O.D.	90.88	FT.
18	D.C. 6¾ I.D. O.D.	532.70	FT.
	STB. BODY O.D.		FT.
	STB. BODY O.D.		FT.
	RMR. BODY O.D.		FT.
2	SUBS O.D.	6.28	FT.
	BIT OR C.B.		FT.
			FT.
	KELLY DOWN	16.40	FT.
	TOTAL	3200.00	FT.
	WT. OF STRING	70,000	LBS.

BIT RECORD		
BIT NO.	9	
SIZE	8¾	
MFG.	H.W.	
TYPE	X55R	
NOZZLE NO.	1 2	
NOZZLE SIZE	13 18	
SER. NO.	17330	
DEPTH OUT	3200	
DEPTH IN	2825	
TOTAL FTG.	375	
TOTAL HR. RUN	41½	
COND. OF BIT	451	
REAMER NO.		
REAMER TYPE		

MUD RECORD			
TIME	5.45	8.20	
WEIGHT	10.2	10.2	
VISC.-SEC	33	37	
W.L.-C.C.	5.4	5.4	
FLTR. CK	1/32	1/32	
PH	6.4	6.8	
SD. CONT. %			
PRESSURE GRADIENT			

MUD & CHEMICALS ADDED

TYPE	AMT.	TYPE	AMT.

DRILLER:

FOOTAGE FROM	TO	DR.-D RM.-R CORE.-C	CORE NO.	FORMATION (SHOW CORE RECOVERY)	ROTARY RPM	WT. ON BIT 1000#	PUMP PRESS	PUMP NO. 1 LINER SIZE	S.P.M.	PUMP NO. LINER SIZE	S.P.M.	METHOD RUN SGL.-S PAR'EL-P COM'D-C
3151	3200	D			40	35	500	5½ x 15"	60			S

DEVIATION RECORD	DEPTH	DEV.	DIRECTION	DEPTH	DEV.	DIRECTION	DEPTH	DEV.	DIRECTION
	3184	2¾°		3184	2¼°				

TIME LOG FROM	TO	ELAPSED TIME	DETAILS OF OPERATIONS IN SEQUENCE AND REMARKS
4.00	5.15	1¼	DRLG
5.15	5.30	¼	RIG SER.
5.30	10.00	4½	DRLG
10.00	10.15	¼	SURVEY @ 3184
10.15	11.00	¾	DRLG 8¾ HOLE
11.00	11.30	½	CIRC. SAMPLE
11.30	12.00	½	~~POOL OUT FOR BIT~~
	12.00	½	STAND KELLY BACK & TAKE SURVEY @ 3184

DAILY DRILLING REPORT — REPORT NO. 2 — DATE [illegible]

OPERATOR	LEASE	WELL NO.	FIELD OR DIST.	COUNTY	STATE
Husky Oil LTD.	Husky H.B. Eh. Ah. H-10	H-10	Willow Lake	N.W.T.	

CONTRACTOR	RIG NO.	DRILL PIPE STRING NO.	SIZE	TOOL JOINT O.D.	TYPE THD.
S & T DRILLING (WESTERN) CO. LTD.	4	1	4½	6"	F.H.

SIGNATURE OF OPERATOR'S REPRESENTATIVE: [signature]

SIGNATURE OF CONTRACTOR'S TOOL PUSHER: L. H. Wiffen

PUMPS

NO.	MANUFACTURER	TYPE	STROKE LENGTH
1.	NAT.	250	14"
2.	NAT.	150	12"
3.			

LAST CASING TUBING OR LINER	SIZE	MAKE	WT. & GR.	NO. JOINTS	FEET	RKB. TO CSG. HD.	SET AT	REMARKS
	9⅝	MAMP!	36# S.S.	11	322	11.20	322	CEMENTED w/250 SAX
								2% CALCIUM

TIME DISTRIBUTION—HOURS

	MORN	DAY	EVE
RIG UP & TEAR DOWN			
DRILLING ACTUAL	4½	7½	7¾
REAMING			
CONDITIONING MUD & CIRCULATING			
TRIPS	2¾		
LUBRICATE RIG	¼	¼	¼
DEVIATION SURVEY		¼	
TEST B.O.P.			
CUT OFF DRILLING LINE	½		
REPAIR RIG			
WORKING			
WIRE LINE LOGGING			
RUNNING CASING & CEMENTING			
WAITING ON CEMENT			
DRILL STEM TEST			
OTHER			
FISHING			
COMPLETION WORK: A. PERFORATING			
B. TUBING TRIPS			
C. SWABBING			
D. TESTING			
E. ADDITIONAL			
TOTALS	8	8	8

TIME SUMMARY (OFFICE USE ONLY)

DAY WORK			
HRS. W/DP			
HRS. WO/DP			
HRS. STANDBY			
TOTAL DAY WORK			

WIRE LINE RECORD

REEL NO.	
NO. OF LINES	SIZE
FEET SLIPPED	
FEET CUT OFF	
PRESENT LENGTH	
TON MI. OR TRIPS SINCE LAST CUT	
CUMULATIVE TON MI. OR TRIPS	
NO. OF DAYS FROM SPUD	
CUMULATIVE ROTATING HRS.	

MORNING TOUR

NO.	DRILLING ASSEMBLY AT END OF TOUR	
23	STANDS D.P.	2149.28 FT.
0	SINGLES D.P.	63.20 FT.
3	D.C. 6¾ I.D. O.D.	90.88 FT.
18	D.C. 6¼ I.D. O.D.	532.70 FT.
	STB. BODY O.D.	FT.
	STB. BODY O.D.	FT.
	RMR. BODY O.D.	FT.
2	SUBS O.D.	6.28 FT.
	BIT OR C.B.	FT.
		FT.
	KELLY DOWN	19.66 FT.
	TOTAL	2822.10 FT.
	WT. OF STRING	68,000 LBS.

BIT RECORD		
BIT NO.	8	9
SIZE	8¾	8¾
MFG.	H.D.	H.W.
TYPE	X55R	X55R
NOZZLE NO.	1 2	1 2
NOZZLE SIZE	13 18	13 18
SER. NO.	3711	17330
DEPTH OUT	2825	
DEPTH IN	2371	2825
TOTAL FTG.	454	37
TOTAL HR. RUN	66¼	Run
COND. OF BIT	331	
REAMER NO.		
REAMER TYPE		

MUD RECORD		
TIME	4.00	6.30
WEIGHT	10	10
VISC.-SEC	36	36
W.L.-C.C.	5.8	9
FLTR. CK.	2/32	2/32
PH	7.2	7.2
SD. CONT. %		
PRESSURE GRADIENT		

MUD & CHEMICALS ADDED

TYPE	AMT.	TYPE	AMT.

DRILLER: [signature]

FOOTAGE FROM	TO	DR.-D RM.-R CORE.-C	CORE NO.	FORMATION (SHOW CORE RECOVERY)	ROTARY RPM	WT. ON BIT 1000#	PUMP PRESS	PUMP NO. 1 LINER SIZE	S.P.M.	PUMP NO. LINER SIZE	S.P.M.	METHOD RUN SGL.-S PAR'EL-P COM'D-C
2825	2862	D.			40	35	475	5½	60			S
								X				
								15				

DEVIATION RECORD	DEPTH	DEV.	DIRECTION	DEPTH	DEV.	DIRECTION	DEPTH	DEV.	DIRECTION

TIME LOG FROM	TO	ELAPSED TIME	DETAILS OF OPERATIONS IN SEQUENCE AND REMARKS
12⁰⁰	12¹⁵	¼	Rig Ser.
12¹⁵	1⁴⁵	1½	~~Drlg. 8¾ Hole~~ Pull out for bit & strap out
1⁴⁵	2¹⁵	½	Slip line 25' & change bits & ✓ blind rams
2¹⁵	3³⁰	1¼	Run in w/bit #9
3³⁰	8⁰⁰	4½	Drlg. 8¾ Hole

STRAP 2852.74
TALLY 2852.04
DIFF. .70

DAY TOUR

NO.	DRILLING ASSEMBLY AT END OF TOUR	
24	STANDS D.P.	2243.20 FT.
1	SINGLES D.P.	30.97 FT.
3	D.C. 6¾ I.D. O.D.	90.88 FT.
18	D.C. 6¼ I.D. O.D.	532.70 FT.
	STB. BODY O.D.	FT.
	STB. BODY O.D.	FT.
	RMR. BODY O.D.	FT.
2	SUBS O.D.	6.28 FT.
	BIT OR C.B.	FT.
		FT.
	KELLY DOWN	22.30 FT.
	TOTAL	2924.10 FT.
	WT. OF STRING	69,000 LBS.

BIT RECORD	
BIT NO.	9
SIZE	8¾
MFG.	H.W.
TYPE	X55R
NOZZLE NO.	1 2
NOZZLE SIZE	13 18
SER. NO.	17330
DEPTH OUT	
DEPTH IN	2825
TOTAL FTG.	99
TOTAL HR. RUN	12
COND. OF BIT	Run
REAMER NO.	
REAMER TYPE	

MUD RECORD				
TIME	8³⁰	10³²	12³⁹	3⁰³
WEIGHT	10.2	10.2	10.2	10.2
VISC.-SEC	35	35	35	34
W.L.-C.C.	7.4	6.4	5.2	5.0
FLTR. CK.	1/32	1/32	1/32	1/32
PH	7.2	7.0	7.0	6.8
SD. CONT. %				
PRESSURE GRADIENT				

MUD & CHEMICALS ADDED

TYPE	AMT.	TYPE	AMT.

DRILLER: B. Scott

FOOTAGE FROM	TO	DR.-D RM.-R CORE.-C	CORE NO.	FORMATION (SHOW CORE RECOVERY)	ROTARY RPM	WT. ON BIT 1000#	PUMP PRESS	PUMP NO. 1 LINER SIZE	S.P.M.	PUMP NO. LINER SIZE	S.P.M.	METHOD RUN SGL.-S PAR'EL-P COM'D-C
2862	2924	D			40	35	475	5½	60			S
								X				
								15"				

DEVIATION RECORD	DEPTH	DEV.	DIRECTION	DEPTH	DEV.	DIRECTION	DEPTH	DEV.	DIRECTION
	2904	¾°							

TIME LOG FROM	TO	ELAPSED TIME	DETAILS OF OPERATIONS IN SEQUENCE AND REMARKS
8⁰⁰	10⁰⁰	2	Drlg 8¾ Hole
10⁰⁰	10¹⁵	¼	Rig Ser. ✓ B.O.Ps.
10¹⁵	2¹⁵	4	Drlg 8¾ Hole
2¹⁵	2³⁰	¼	Survey @ 2904
2³⁰	4⁰⁰	1½	Drlg 8¾ Hole

EVENING TOUR

NO.	DRILLING ASSEMBLY AT END OF TOUR	
25	STANDS D.P.	2336.10 FT.
	SINGLES D.P.	FT.
3	D.C. 6¾ I.D. O.D.	90.88 FT.
18	D.C. 6¼ I.D. O.D.	532.70 FT.
	STB. BODY O.D.	FT.
	STB. BODY O.D.	FT.
	RMR. BODY O.D.	FT.
2	SUBS O.D.	6.28 FT.
	BIT OR C.B.	FT.
	37.78	FT.
	KELLY DOWN	3004.00 FT.
	TOTAL	FT.
	WT. OF STRING	69,000 LBS.

BIT RECORD	
BIT NO.	9
SIZE	8¾
MFG.	H.W.
TYPE	X55R
NOZZLE NO.	1 2
NOZZLE SIZE	13 18
SER. NO.	17330
DEPTH OUT	
DEPTH IN	2825
TOTAL FTG.	179
TOTAL HR. RUN	19¾
COND. OF BIT	RUN
REAMER NO.	
REAMER TYPE	

MUD RECORD			
TIME	6⁰⁰	9¹⁵	11¹⁵
WEIGHT	10.1+	10.1	10.2
VISC.-SEC	35	36	35
W.L.-C.C.	6.6	8.4	5.4
FLTR. CK	1/32	1/32	1/32
PH	6.8	6.8	6.8
SD. CONT. %			
PRESSURE GRADIENT			

MUD & CHEMICALS ADDED

TYPE	AMT.	TYPE	AMT.

DRILLER

FOOTAGE FROM	TO	DR.-D RM.-R CORE.-C	CORE NO.	FORMATION (SHOW CORE RECOVERY)	ROTARY RPM	WT. ON BIT 1000#	PUMP PRESS	PUMP NO. 1 LINER SIZE	S.P.M.	PUMP NO. LINER SIZE	S.P.M.	METHOD RUN SGL.-S PAR'EL-P COM'D-C
2924	3004	D			40	35	475	5½				S
								X				
								15"				

DEVIATION RECORD	DEPTH	DEV.	DIRECTION	DEPTH	DEV.	DIRECTION	DEPTH	DEV.	DIRECTION

TIME LOG FROM	TO	ELAPSED TIME	DETAILS OF OPERATIONS IN SEQUENCE AND REMARKS
4⁰⁰	6¹⁵	2¼	Drlg 8¾ Hole
6¹⁵	6³⁰	¼	Rig Ser.
6³⁰	8⁰⁰	5½	Drlg

DAILY DRILLING REPORT — REPORT NO. 21 — DATE 15 MARCH 1979

OPERATOR	LEASE	WELL NO.	FIELD OR DIST.	COUNTY	STATE
HUSKY OIL LTD	HUSKY H.B. EL. AL. H-10	H-10	WILLOW LAKE	N.W.T.	

CONTRACTOR	RIG NO.	DRILL PIPE STRING NO.	SIZE	TOOL JOINT	O.D.	TYPE THD.
S & T DRILLING (WESTERN) CO. LTD.	4	2	4½	6"		F.H.

SIGNATURE OF OPERATOR'S REPRESENTATIVE: M.R. Robertson

SIGNATURE OF CONTRACTOR'S TOOL PUSHER: L.H. Webber

PUMPS

NO.	MANUFACTURER	TYPE	STROKE LENGTH
1.	NAT.	C250	15"
2.	NAT.	C150	12"
3.			

LAST CASING TUBING OR LINER

SIZE	MAKE	WT. & GR.	NO. JOINTS	FEET	RKB. TO CSG. HD.	SET AT	REMARKS
9⅝	MANN.	36# S.S.	11	322	11.20	322	CEMENTED W/250 SAX 2% CALCIUM

TIME DISTRIBUTION-HOURS

	MORN	DAY	EVE
RIG UP & TEAR DOWN			
DRILLING ACTUAL	7¾	10¼	7¼
REAMING			
CONDITIONING MUD & CIRCULATING		¾	¼
TRIPS			
LUBRICATE RIG	¼	¼	¼
DEVIATION SURVEY		¼	¼
TEST B.O.P.			
CUT OFF DRILLING LINE			
REPAIR RIG			
BORING			
WIRE LINE LOGGING			
RUNNING CASING & CEMENTING			
WAITING ON CEMENT			
DRILL STEM TEST			
OTHER			
FISHING			
COMPLETION WORK A. PERFORATING			
B. TUBING TRIPS			
C. SWABBING			
D. TESTING			
E. ADDITIONAL			
TOTALS	8	8	8

TIME SUMMARY (OFFICE USE ONLY)

DAY WORK			
HRS. W/DP			
HRS. WO/DP			
HRS. STANDBY			
TOTAL DAY WORK			

WIRE LINE RECORD

REEL NO.	
NO. OF LINES	SIZE
FEET SLIPPED	
FEET CUT OFF	
PRESENT LENGTH	
TON MI. OR TRIPS SINCE LAST CUT	
CUMULATIVE TON MI. OR TRIPS	
NO. OF DAYS FROM SPUD	
CUMULATIVE ROTATING HRS.	

MORNING TOUR

DRILLING ASSEMBLY AT END OF TOUR

NO.			
22	STANDS D.P.	2055.87	FT.
	SINGLES D.P.		FT.
3	D.C. 6¾ I.D. O.D.	90.88	FT.
18	D.C. 6¼ I.D. O.D.	532.70	FT.
	STB. BODY O.D.		FT.
	STB. BODY O.D.		FT.
	RMR. BODY O.D.		FT.
2	SUBS O.D.	6.28	FT.
	BIT OR C.B.		FT.
			FT.
	KELLY DOWN	35.27	FT.
	TOTAL	2722.00	FT.

WT. OF STRING 68,000 LBS.

BIT RECORD

BIT NO.	8	
SIZE	8¾	
MFG.	H.W.	
TYPE	RX55R	
NOZZLE NO.	1 2	
NOZZLE SIZE	13 18	
SER. NO.	3911	
DEPTH OUT		
DEPTH IN	2371	
TOTAL FTG.	351	
TOTAL HR. RUN	53¾	
COND. OF BIT	RJA	
REAMER NO.		
REAMER TYPE		

MUD RECORD

TIME	2.00	4.00	6.00
WEIGHT	9.9	10	10
VISC.-SEC	34	36	35
W.L.-C.C.	13.6	8.8	8
FLTR. CK.	1/32	1/32	1/32
PH	7	7	6.4
SD. CONT. %			
PRESSURE GRADIENT			

MUD & CHEMICALS ADDED

TYPE	AMT.	TYPE	AMT.
STARCH	6 sks		
CAUSTIC	1 sk		

DRILLER: E. Mohninger

FOOTAGE

FROM	TO	DR-D RM-R CORE-C	CORE NO.	FORMATION (SHOW CORE RECOVERY)	ROTARY RPM	WT. ON BIT 1000#	PUMP PRESS	PUMP NO. LINER SIZE	PUMP NO. S.P.M.	PUMP NO. LINER SIZE	PUMP NO. S.P.M.	METHOD RUN SGL-S PAR'EL-P COM'D-C
2674	2722	D			40	35	400	5½	60			S
								X				
				Fuel 2'00"				15				

DEVIATION RECORD	DEPTH	DEV.	DIRECTION	DEPTH	DEV.	DIRECTION	DEPTH	DEV.	DIRECTION

TIME LOG FROM	TO	ELAPSED TIME	DETAILS OF OPERATIONS IN SEQUENCE AND REMARKS
12.00	3.15	3¼	Drlg 8¾ Hole
3.15	3.30	¼	Rig Ser.
3.30	8.00	4½	Drlg. 8¾ Hole

DAY TOUR

DRILLING ASSEMBLY AT END OF TOUR

NO.			
22	STANDS D.P.	2055.87	FT.
2	SINGLES D.P.	61.91	FT.
3	D.C. 6¾ I.D. O.D.	90.88	FT.
18	D.C. 6¼ I.D. O.D.	532.70	FT.
	STB. BODY O.D.		FT.
	STB. BODY O.D.		FT.
	RMR. BODY O.D.		FT.
2	SUBS O.D.	6.28	FT.
	BIT OR C.B.		FT.
			FT.
	KELLY DOWN	22.36	FT.
	TOTAL	2770.00	FT.

WT. OF STRING 68,000 LBS.

BIT RECORD

BIT NO.	8	
SIZE	8¾	
MFG.	H.W.	
TYPE	RX55R	
NOZZLE NO.	1 2	
NOZZLE SIZE	13 18	
SER. NO.	3911	
DEPTH OUT		
DEPTH IN	2371	
TOTAL FTG.	399	
TOTAL HR. RUN	59¾	
COND. OF BIT	RUN	
REAMER NO.		
REAMER TYPE		

MUD RECORD

TIME	8.30	10.30	12.00	2.00
WEIGHT	10.0	10.0	10.0	10.0
VISC.-SEC	34	34	34	34
W.L.-C.C.	17.8	9.0	13.0	18.2
FLTR. CK.	1/32	1/32	1/32	1/32
PH	7.0	8.0	8.5	9.0
SD. CONT. %				
PRESSURE GRADIENT				

MUD & CHEMICALS ADDED

TYPE	AMT.	TYPE	AMT.
Starch	20 sks		
Caustic	1 sk.		

DRILLER: B. Scott

FOOTAGE

FROM	TO	DR-D RM-R CORE-C	CORE NO.	FORMATION (SHOW CORE RECOVERY)	ROTARY RPM	WT. ON BIT 1000#	PUMP PRESS	PUMP NO. 1 LINER SIZE	PUMP NO. 1 S.P.M.	PUMP NO. LINER SIZE	PUMP NO. S.P.M.	METHOD RUN SGL-S PAR'EL-P COM'D-C
2722	2770	D			40	35	425	5½	60			S
								X				
								15"				

DEVIATION RECORD	DEPTH	DEV.	DIRECTION	DEPTH	DEV.	DIRECTION	DEPTH	DEV.	DIRECTION
	2717	¾°							

TIME LOG FROM	TO	ELAPSED TIME	DETAILS OF OPERATIONS IN SEQUENCE AND REMARKS
8.00	8.45	¾	Drlg 8¾ Hole
8.45	9.00	¼	Rig Ser. & B.O.P's
9.00	9.15	¼	Survey @ 2717
9.15	2.00	4¾	Drlg 8¾ Hole
2.00	2.45	¾	Circ. Sample @ 2760
2.45	4.00	1¼	Drlg 8¾ Hole

EVENING TOUR

DRILLING ASSEMBLY AT END OF TOUR

NO.			
23	STANDS D.P.	2149.28	FT.
1	SINGLES D.P.	31.40	FT.
3	D.C. 6¾ I.D. O.D.	90.88	FT.
18	D.C. 6¼ I.D. O.D.	532.70	FT.
	STB. BODY O.D.		FT.
	STB. BODY O.D.		FT.
	RMR. BODY O.D.		FT.
2	SUBS O.D.	6.28	FT.
	BIT OR C.B.		FT.
			FT.
	KELLY DOWN		FT.
	TOTAL		FT.

WT. OF STRING 68,000 LBS.

BIT RECORD

BIT NO.	8	
SIZE	8¾	
MFG.	H.W.	
TYPE	RX55R	
NOZZLE NO.	1 2	
NOZZLE SIZE	13 18	
SER. NO.	3911	
DEPTH OUT	2825	
DEPTH IN	2371	
TOTAL FTG.	454	
TOTAL HR. RUN	66¼	
COND. OF BIT	RUN	
REAMER NO.		
REAMER TYPE		

MUD RECORD

TIME	4.30	7.00	10.00
WEIGHT	10.0	10.0	10
VISC.-SEC	34	36	35
W.L.-C.C.	15.6	6.8	7.8
FLTR. CK	1/32	1/32	1/32
PH	9.0	9.0	8.5
SD. CONT. %			
PRESSURE GRADIENT			

MUD & CHEMICALS ADDED

TYPE	AMT.	TYPE	AMT.
Hi Vis.	2 sks		

DRILLER

FOOTAGE

FROM	TO	DR-D RM-R CORE-C	CORE NO.	FORMATION (SHOW CORE RECOVERY)	ROTARY RPM	WT. ON BIT 1000#	PUMP PRESS	PUMP NO. 1 LINER SIZE	PUMP NO. 1 S.P.M.	PUMP NO. LINER SIZE	PUMP NO. S.P.M.	METHOD RUN SGL-S PAR'EL-P COM'D-C
2770	2825	D			40	35	475	5½				S
								X				
								15"				

DEVIATION RECORD	DEPTH	DEV.	DIRECTION	DEPTH	DEV.	DIRECTION	DEPTH	DEV.	DIRECTION
	2810	¾°							

TIME LOG FROM	TO	ELAPSED TIME	DETAILS OF OPERATIONS IN SEQUENCE AND REMARKS
4.00	6.30	2½	Drlg 8¾ Hole
6.30	6.45	¼	Rig Ser.
6.45	10.30	3¾	Drlg 8¾ Hole
10.30	10.45	¼	Survey @ 2810
10.45	12.45	1¾	Drlg. 8¾ Hole
11.45	12.00	¼	Circ. Sample

DAILY DRILLING REPORT

REPORT NO. 10 DATE MARCH 18/10

OPERATOR	LEASE	WELL NO.	FIELD OR DIST.	COUNTY	STATE
Husky Oil LTD.	Husky H.B.EL. Ah. H-10	H-10	WILLOW LAKE	N.W.T.	

CONTRACTOR	RIG NO.	DRILL PIPE STRING NO.	SIZE	TOOL JOINT	TYPE THD.
S&T DRILLING (WESTERN) CO. LTD.	4	2	4½	6" O.D.	F.H.

SIGNATURE OF OPERATOR'S REPRESENTATIVE: W.E. Robertson

SIGNATURE OF CONTRACTOR'S TOOL PUSHER: L. Hitchcock

PUMPS

NO.	MANUFACTURER	TYPE	STROKE LENGTH
1.	NAT.	250	15"
2.	NAT.	150	12"
3.			

LAST CASING TUBING OR LINER

SIZE	MAKE	WT. & GR.	NO. JOINTS	FEET	RKB. TO CSG. HD.	SET AT	REMARKS
9⅝	MANN.	36# S.S.	11	322	11.20	322	CEMENTED W/250 SAX 2% CALCIUM

TIME DISTRIBUTION-HOURS

	MORN	DAY	EVE
RIG UP & TEAR DOWN			
DRILLING ACTUAL	7½	7¾	8¼
REAMING			
CONDITIONING MUD & CIRCULATING			¾
TRIPS			
LUBRICATE RIG	¼		¼
DEVIATION SURVEY	¼		¼
TEST B.O.P.		¼	
CUT OFF DRILLING LINE			
REPAIR RIG			
FISHING			
WIRE LINE LOGGING			
RUNNING CASING & CEMENTING			
WAITING ON CEMENT			
DRILL STEM TEST			
OTHER			
FISHING			
COMPLETION WORK: A. PERFORATING			
B. TUBING TRIPS			
C. SWABBING			
D. TESTING			
E. ADDITIONAL			
TOTALS	8	8	8

TIME SUMMARY (OFFICE USE ONLY)

DAY WORK
HRS. W/DP
HRS. WO/DP
HRS. STANDBY
TOTAL DAY WORK

WIRE LINE RECORD

REEL NO.
NO. OF LINES SIZE
FEET SLIPPED
FEET CUT OFF
PRESENT LENGTH
TON MI. OR TRIPS SINCE LAST CUT
CUMULATIVE TON MI. OR TRIPS
NO. OF DAYS FROM SPUD
CUMULATIVE ROTATING HRS.

MORNING TOUR

DRILLING ASSEMBLY AT END OF TOUR

NO.			
20	STANDS D.P.	1868.67	FT.
1	SINGLES D.P.	31.38	FT.
3	D.C. 6¾ I.D. O.D.	90.88	FT.
18	D.C. 6¾ I.D. O.D.	532.70	FT.
	STB. BODY O.D.		FT.
	STB. BODY O.D.		FT.
	RMR. BODY O.D.		FT.
2	SUBS O.D.	6.28	FT.
	BIT OR C.B.		FT.
			FT.
	KELLY DOWN	41.50	FT.
	TOTAL	2571.41	FT.
	WT. OF STRING	67,000	LBS.

BIT RECORD

BIT NO.	8	
SIZE	8¾	
MFG.	H.W.	
TYPE	RX55R	
NOZZLE NO.	1 2	
NOZZLE SIZE	13 18	
SER. NO.	3911	
DEPTH OUT		
DEPTH IN	2371	
TOTAL FTG.	200	
TOTAL HR. RUN	30	
COND. OF BIT		
REAMER NO.		
REAMER TYPE		

MUD RECORD

TIME	2.00	4.00	6.30
WEIGHT	9.9	10.0	10.0
VISC.-SEC	33	33	33
W.L.-C.C.	9.4	9.6	11.4
FLTR. CK.	1/32	1/32	1/32
PH	8.0	8.0	8.0
SD. CONT. %			
PRESSURE GRADIENT			

MUD & CHEMICALS ADDED

TYPE	AMT.	TYPE	AMT.

DRILLER: E. Mohninger

FOOTAGE

FROM	TO	DR-D RM-R CORE-C	CORE NO.	FORMATION (SHOW CORE RECOVERY)	ROTARY RPM	WT. ON BIT 1000#	PUMP PRESS	PUMP NO. LINER SIZE	S.P.M.	PUMP NO. LINER SIZE	S.P.M.	METHOD RUN SGL-S PAR'EL-P COM'D-C
2518	2571	D			40	35	425	5½ X 15	60			S

DEVIATION RECORD

DEPTH	DEV.	DIRECTION	DEPTH	DEV.	DIRECTION	DEPTH	DEV.	DIRECTION
2528	¾°							

TIME LOG / DETAILS OF OPERATIONS IN SEQUENCE AND REMARKS

FROM	TO	ELAPSED TIME	DETAILS
12.00	2.30	2½	DRLG. 8¾ HOLE
2.30	3.00	½	SURVEY @ 2528 & RIG SER.
3.00	8.00	5	DRLG 8¾ HOLE

DAY TOUR

DRILLING ASSEMBLY AT END OF TOUR

NO.			
21	STANDS D.P.	1962.25	FT.
	SINGLES D.P.		FT.
3	D.C. 6¾ I.D. O.D.	90.88	FT.
18	D.C. 6¾ I.D. O.D.	532.70	FT.
	STB. BODY O.D.		FT.
	STB. BODY O.D.		FT.
	RMR. BODY O.D.		FT.
2	SUBS O.D.	6.28	FT.
	BIT OR C.B.		FT.
			FT.
	KELLY DOWN	27.89	FT.
	TOTAL	2620.00	FT.
	WT. OF STRING	68,000	LBS.

BIT RECORD

BIT NO.	8	
SIZE	8¾	
MFG.	H.W.	
TYPE	RX55R	
NOZZLE NO.	1 2	
NOZZLE SIZE	13 18	
SER. NO.	3911	
DEPTH OUT		
DEPTH IN	2371	
TOTAL FTG.	249	
TOTAL HR. RUN	37¾	
COND. OF BIT	RUN	
REAMER NO.		
REAMER TYPE		

MUD RECORD

TIME	8.30	11.00	2.30
WEIGHT	10.0	10.0	10.0
VISC.-SEC	32	34	33
W.L.-C.C.	11.8	6.6	7.6
FLTR. CK.	1/32	6.8	6.8
PH	7.0	1/32	1/32
SD. CONT. %			
PRESSURE GRADIENT			

MUD & CHEMICALS ADDED

TYPE	AMT.	TYPE	AMT.
SaltGel	18sks	Kelzan	1sk
Hydrogel	6sks	Caustic	1sk.
Starch	6sks		

DRILLER: B. Scott

FOOTAGE

FROM	TO	DR-D RM-R CORE-C	CORE NO.	FORMATION (SHOW CORE RECOVERY)	ROTARY RPM	WT. ON BIT 1000#	PUMP PRESS	PUMP NO. 1 LINER SIZE	S.P.M.	PUMP NO. LINER SIZE	S.P.M.	METHOD RUN SGL-S PAR'EL-P COM'D-C
2571	2620	D			40	35	425	5½ X 15"	60			S

DEVIATION RECORD

DEPTH	DEV.	DIRECTION	DEPTH	DEV.	DIRECTION	DEPTH	DEV.	DIRECTION

TIME LOG / DETAILS OF OPERATIONS IN SEQUENCE AND REMARKS

FROM	TO	ELAPSED TIME	DETAILS
8.00	8.15	¼	RIG SER. & B.O.P.s + KELLY VALVE
8.15	4.00	7¾	DRLG 8¾ HOLE

EVENING TOUR

DRILLING ASSEMBLY AT END OF TOUR

NO.			
21	STANDS D.P.	1962.25	FT.
2	SINGLES D.P.	62.24	FT.
3	D.C. 6¾ I.D. O.D.	90.88	FT.
18	D.C. 6¾ I.D. O.D.	532.70	FT.
	STB. BODY O.D.		FT.
	STB. BODY O.D.		FT.
	RMR. BODY O.D.		FT.
2	SUBS O.D.	6.28	FT.
	BIT OR C.B.		FT.
			FT.
	KELLY DOWN	19.65	FT.
	TOTAL	2674.00	FT.
	WT. OF STRING	68,000	LBS.

BIT RECORD

BIT NO.	8	
SIZE	8¾	
MFG.	H.W.	
TYPE	RX55R	
NOZZLE NO.	1 2	
NOZZLE SIZE	13 18	
SER. NO.	3911	
DEPTH OUT		
DEPTH IN	2371	
TOTAL FTG.	303	
TOTAL HR. RUN	45¼	
COND. OF BIT	RUN	
REAMER NO.		
REAMER TYPE		

MUD RECORD

TIME	6.00	9.30	12.00
WEIGHT	10.0	10.0	10.0
VISC.-SEC	35	35	35
W.L.-C.C.	8.6	7.8	11.2
FLTR. CK	1/32	1/32	1/32
PH	7.4	6.8	6.8
SD. CONT. %			
PRESSURE GRADIENT			

MUD & CHEMICALS ADDED

TYPE	AMT.	TYPE	AMT.

DRILLER

FOOTAGE

FROM	TO	DR-D RM-R CORE-C	CORE NO.	FORMATION (SHOW CORE RECOVERY)	ROTARY RPM	WT. ON BIT 1000#	PUMP PRESS	PUMP NO. 1 LINER SIZE	S.P.M.	PUMP NO. LINER SIZE	S.P.M.	METHOD RUN SGL-S PAR'EL-P COM'D-C
2620	2674	D			40	35	425	5½ X 15"	60			S

DEVIATION RECORD

DEPTH	DEV.	DIRECTION	DEPTH	DEV.	DIRECTION	DEPTH	DEV.	DIRECTION
2622	½°							

TIME LOG / DETAILS OF OPERATIONS IN SEQUENCE AND REMARKS

FROM	TO	ELAPSED TIME	DETAILS
4.00	6.00	2	DRLG 8¾ HOLE
6.00	6.30	½	SURVEY @ 2622 RIG SER.
~~6.30~~	~~6.30~~	~~6~~	~~DRLG 8¾ HOLE~~
6.30	9.30	3	DRLG 8¾" HOLE.
9.30	10.15	¾	CIRC BOT HOLE SAMPLE.
10.15	12.00	1¾	DRLG 8¾" HOLE.

DAILY DRILLING REPORT — REPORT NO. 17 — DATE MARCH 17/10

OPERATOR	LEASE	WELL NO.	FIELD OR DIST.	COUNTY	STATE
Husky Oil LTD.	Husky H.B. FL. Ah. H-10	H-10	WILLOW LAKE	N.W.T.	

CONTRACTOR	RIG NO.	DRILL PIPE STRING NO.	SIZE	TOOL JOINT	TYPE THD.
S & T DRILLING (WESTERN) CO. LTD.	4	2	4½	6" O.D.	F.H.

SIGNATURE OF OPERATOR'S REPRESENTATIVE: [signature]

SIGNATURE OF CONTRACTOR'S TOOL PUSHER: R. H. Wolfer

PUMPS NO.	MANUFACTURER	TYPE	STROKE LENGTH
1.	NSCO	250	15"
2.	NSCO	150	12"
3.			

LAST CASING TUBING OR LINER	SIZE	MAKE	WT. & GR.	NO. JOINTS	FEET	RKB. TO CSG. HD.	SET AT	REMARKS
	9⅝	MANN.	36# J.S.	11	322	11.20	322	CEMENTED W/ 255 SAX 2% CALCIUM

TIME DISTRIBUTION—HOURS

	MORN	DAY	EVE
RIG UP & TEAR DOWN			
DRILLING ACTUAL	7½	7¾	7½
REAMING			
CONDITIONING MUD & CIRCULATING			½
TRIPS	½		
LUBRICATE RIG		¼	¼
DEVIATION SURVEY			
TEST B.O.P.			
CUT OFF DRILLING LINE			
REPAIR RIG			
[illegible]RING			
WIRE LINE LOGGING			
RUNNING CASING & CEMENTING			
WAITING ON CEMENT			
DRILL STEM TEST			
OTHER			
FISHING			
COMPLETION WORK: A. PERFORATING			
B. TUBING TRIPS			
C. SWABBING			
D. TESTING			
E. ADDITIONAL			
TOTALS	8	8	8

TIME SUMMARY (OFFICE USE ONLY)

DAY WORK	
HRS. W/DP	
HRS. WO/DP	
HRS. STANDBY	
TOTAL DAY WORK	

WIRE LINE RECORD

REEL NO.	
NO. OF LINES	SIZE
FEET SLIPPED	
FEET CUT OFF	
PRESENT LENGTH	
TON MI. OR TRIPS SINCE LAST CUT	
CUMULATIVE TON MI. OR TRIPS	
NO. OF DAYS FROM SPUD	
CUMULATIVE ROTATING HRS.	

MORNING TOUR

DRILLING ASSEMBLY AT END OF TOUR NO.			
18	STANDS D.P.	1683.64	FT.
2	SINGLES D.P.	62.36	FT.
3	D.C. 6¾ I.D. O.D.	90.88	FT.
18	D.C. 6¼ I.D. O.D.	532.70	FT.
	STB. BODY O.D.		FT.
	STB. BODY O.D.		FT.
	RMR. BODY O.D.		FT.
2	SUBS O.D.	6.28	FT.
	BIT OR C.B.		FT.
			FT.
	KELLY DOWN	35.74	FT.
	TOTAL	2411.00	FT.
WT. OF STRING	67,000		LBS.

BIT RECORD	
BIT NO.	8
SIZE	8¾
MFG.	H.W.
TYPE	RX55R
NOZZLE NO.	2 1
NOZZLE SIZE	18 13
SER. NO.	3911
DEPTH OUT	
DEPTH IN	2371
TOTAL FTG.	40
TOTAL HR. RUN	7½
COND. OF BIT	RUN
REAMER NO.	
REAMER TYPE	

MUD RECORD			
TIME	1.00	4.00	6.30
WEIGHT	10	10	10
VISC.-SEC	38	38	36
W.L.-C.C.	8	9	9.6
FLTR. CK.	2/32	2/32	2/32
PH	8	8	8
SD. CONT. %			
PRESSURE GRADIENT			

MUD & CHEMICALS ADDED: TYPE / AMT. / TYPE / AMT.

DRILLER: [signature]

FOOTAGE FROM	TO	DR.-D RM.-R CORE.-C	CORE NO.	FORMATION (SHOW CORE RECOVERY)	ROTARY RPM	WT. ON BIT 1000#	PUMP PRESS.	PUMP NO. 1 LINER SIZE	S.P.M.	PUMP NO. 2 LINER SIZE	S.P.M.	METHOD RUN SGL.-S PAR'EL-P COM'D-C
2371	2411	D			40	30-35	425	5½ X 15	60	5½ X 12		S
				2' 9" Fuel								

DEVIATION RECORD	DEPTH	DEV.	DIRECTION	DEPTH	DEV.	DIRECTION	DEPTH	DEV.	DIRECTION

TIME LOG FROM	TO	ELAPSED TIME	DETAILS OF OPERATIONS IN SEQUENCE AND REMARKS
12.00	12.30	½	FINISH IN W/BIT #8
12.30	8.00	7½	DRLG. 8¾ HOLE

DAY TOUR

DRILLING ASSEMBLY AT END OF TOUR NO.			
19	STANDS D.P.	1776.62	FT.
1	SINGLES D.P.	31.42	FT.
3	D.C. 6¾ I.D. O.D.	90.88	FT.
18	D.C. 6¼ I.D. O.D.	532.70	FT.
	STB. BODY O.D.		FT.
	STB. BODY O.D.		FT.
	RMR. BODY O.D.		FT.
2	SUBS O.D.	6.28	FT.
	BIT OR C.B.		FT.
			FT.
	KELLY DOWN	22.10	FT.
	TOTAL	2459.00	FT.
WT. OF STRING	67,000		LBS.

BIT RECORD	
BIT NO.	8
SIZE	8¾
MFG.	H.W.
TYPE	RX55R
NOZZLE NO.	2 1
NOZZLE SIZE	18 13
SER. NO.	3911
DEPTH OUT	
DEPTH IN	2371
TOTAL FTG.	88
TOTAL HR. RUN	15¼
COND. OF BIT	RUN
REAMER NO.	
REAMER TYPE	

MUD RECORD			
TIME	8.30	10.30	12.30/3.00
WEIGHT	10.1	10.1	10.1
VISC.-SEC	37	33	32/39
W.L.-C.C.	13.2	10.8	7.4/5.4
FLTR. CK.	1/32	1/32	1/32/1/32
PH	8.0	8.0	8.0/9.0
SD. CONT. %			
PRESSURE GRADIENT			

MUD & CHEMICALS ADDED: TYPE / AMT. / TYPE / AMT.
Starch 6sks / Chr. Alum 1sk.
SaltGel 9sks
HydroGel 3sks

DRILLER: B. Scott

FOOTAGE FROM	TO	DR.-D RM.-R CORE.-C	CORE NO.	FORMATION (SHOW CORE RECOVERY)	ROTARY RPM	WT. ON BIT 1000#	PUMP PRESS.	PUMP NO. 1 LINER SIZE	S.P.M.	PUMP NO. 2 LINER SIZE	S.P.M.	METHOD RUN SGL.-S PAR'EL-P COM'D-C
2411	2459	D			40	35	425	5½ X 15"	60			S

DEVIATION RECORD	DEPTH	DEV.	DIRECTION	DEPTH	DEV.	DIRECTION	DEPTH	DEV.	DIRECTION

TIME LOG FROM	TO	ELAPSED TIME	DETAILS OF OPERATIONS IN SEQUENCE AND REMARKS
8.00	8.45	¾	DRLG 8¾ HOLE
8.45	9.00	¼	RIG SER. & B.O.P.s
9.00	4.00	7	DRLG 8¾ HOLE

EVENING TOUR

DRILLING ASSEMBLY AT END OF TOUR NO.			
20	STANDS D.P.	1868.67	FT.
	SINGLES D.P.		FT.
3	D.C. 6¾ I.D. O.D.	90.88	FT.
18	D.C. 6¼ I.D. O.D.	532.70	FT.
	STB. BODY O.D.		FT.
	STB. BODY O.D.		FT.
	RMR. BODY O.D.		FT.
2	SUBS O.D.	6.28	FT.
	BIT OR C.B.		FT.
		19.47	FT.
	KELLY DOWN	25.74	FT.
	TOTAL	2518.00	FT.
WT. OF STRING	67,000		LBS.

BIT RECORD	
BIT NO.	8
SIZE	8¾
MFG.	H.W.
TYPE	RX55R
NOZZLE NO.	2 1
NOZZLE SIZE	18 13
SER. NO.	3911
DEPTH OUT	
DEPTH IN	2371
TOTAL FTG.	147
TOTAL HR. RUN	22½
COND. OF BIT	RUN
REAMER NO.	
REAMER TYPE	

MUD RECORD			
TIME	5.30	8.30	11.00
WEIGHT	10.1	9.9	9.9
VISC.-SEC	32	33	33
W.L.-C.C.	7.4	8.6	9.0
FLTR. CK	1/32	1/32	1/32
PH	8.5	8.5	8.5
SD. CONT. %			
PRESSURE GRADIENT			

MUD & CHEMICALS ADDED: TYPE / AMT. / TYPE / AMT.
Hydrogel 3sks
SaltGel 9sks
Ketzan 1sk.

DRILLER:

FOOTAGE FROM	TO	DR.-D RM.-R CORE.-C	CORE NO.	FORMATION (SHOW CORE RECOVERY)	ROTARY RPM	WT. ON BIT 1000#	PUMP PRESS.	PUMP NO. 1 LINER SIZE	S.P.M.	PUMP NO. 2 LINER SIZE	S.P.M.	METHOD RUN SGL.-S PAR'EL-P COM'D-C
2459	2518	D			40	35	425	5½ X 15"	60			S

DEVIATION RECORD	DEPTH	DEV.	DIRECTION	DEPTH	DEV.	DIRECTION	DEPTH	DEV.	DIRECTION

TIME LOG FROM	TO	ELAPSED TIME	DETAILS OF OPERATIONS IN SEQUENCE AND REMARKS
4.00	6.45	2¾	DRLG 8¾ HOLE
6.45	7.00	¼	RIG SER.
7.00	8.00	1	DRLG 8¾ HOLE
8.00	9.30	1½	CIRC. SAMPLE
9.30	12.00	2½	DRLG 8¾ HOLE

DAILY DRILLING REPORT — REPORT NO. 1X — DATE MARCH 16/73

OPERATOR	LEASE	WELL NO.	FIELD OR DIST.	COUNTY	STATE
HUSKY OIL LTD	HUSKY H.B. ET. AL. H-10	H-10	WILLOW LAKE	N.W.T.	

CONTRACTOR	RIG NO.	DRILL PIPE STRING NO.	SIZE	TOOL JOINT	TYPE THD.
S & T DRILLING (WESTERN) CO. LTD.	4	2	4½	6" O.D.	F.H.

SIGNATURE OF OPERATOR'S REPRESENTATIVE: McRobertson

SIGNATURE OF CONTRACTOR'S TOOL PUSHER: L.H. Webber

PUMPS NO.	MANUFACTURER	TYPE	STROKE LENGTH
1.	NAT.	250	15"
2.	NAT.	150	12"
3.			

LAST CASING TUBING OR LINER	SIZE	MAKE	WT. & GR.	NO. JOINTS	FEET	RKB. TO CSG. HD.	SET AT	REMARKS
	9⅝	MANN.	36# J.S.	11	322	11.20	322	CEMENTED W/250 SAX 2% CALCIUM

TIME DISTRIBUTION-HOURS

	MORN	DAY	EVE
RIG UP & TEAR DOWN			
DRILLING ACTUAL		4½	
REAMING			5½
CONDITIONING MUD & CIRCULATING			
TRIPS	1	1	2
LUBRICATE RIG		¼	
DEVIATION SURVEY		1	
TEST B.O.P.		¼	
CUT OFF DRILLING LINE		¼	¼
REPAIR RIG			¼
REPAIRING	7¼		
WIRE LINE LOGGING			
RUNNING CASING & CEMENTING			
WAITING ON CEMENT			
DRILL STEM TEST			
OTHER		1¾	
FISHING			
COMPLETION WORK: A. PERFORATING			
B. TUBING TRIPS			
C. SWABBING			
D. TESTING			
E. ADDITIONAL			
TOTALS	8	8	8

MORNING TOUR

NO.	DRILLING ASSEMBLY AT END OF TOUR		
17	STANDS D.P.	1587.04	FT.
2	SINGLES D.P.	62.75	FT.
3	D.C. 6¾ I.D. O.D.	90.88	FT.
18	D.C. 6¼ I.D. O.D.	532.70	FT.
	STB. BODY O.D.		FT.
	STB. BODY O.D.		FT.
	RMR. BODY O.D.		FT.
2	SUBS O.D.	6.28	FT.
	BIT OR C.B.	62.70	FT.
			FT.
	KELLY DOWN	27.75	FT.
	TOTAL	2370.00	FT.
	WT. OF STRING	66,000	LBS.

BIT RECORD		
BIT NO.	3C	
SIZE	6⅛	
MFG.		
TYPE	◇	
NOZZLE NO.		
NOZZLE SIZE		
SER. NO.	65746	
DEPTH OUT	2370	
DEPTH IN	2318	
TOTAL FTG.	52	
TOTAL HR. RUN	22¾	
COND. OF BIT		
REAMER NO.		
REAMER TYPE		

MUD RECORD TIME	2⁰⁰	4⁰⁰	6⁰⁰
WEIGHT	10.1	10.1	
VISC.-SEC	35	35	
W.L.-C.C.	11	11	
FLTR. CK.	2/32	2/32	
PH	10.5	10.5	
SD. CONT. %			
PRESSURE GRADIENT			

MUD & CHEMICALS ADDED

TYPE	AMT.	TYPE	AMT.
HYDROGEL	3 SKS		
SALT GEL	4 SKS		
KEZAN	1 SKS		

DRILLER: [illegible]

FOOTAGE FROM	TO	DR.-D RM.-R CORE.-C	CORE NO.	FORMATION (SHOW CORE RECOVERY)	ROTARY RPM	WT. ON BIT 1000#	PUMP PRESS	PUMP NO. LINER SIZE	S.P.M.	PUMP NO. LINER SIZE	S.P.M.	METHOD RUN SGL.-S PAR'EL-P COM'D-C
2359	2370	C			70	12	500	5½	34			S
								15				

DEVIATION RECORD DEPTH	DEV.	DIRECTION	DEPTH	DEV.	DIRECTION	DEPTH	DEV.	DIRECTION

TIME LOG FROM	TO	ELAPSED TIME	DETAILS OF OPERATIONS IN SEQUENCE AND REMARKS
12⁰⁰	6¹⁵	6¼	CUT CORE #3
6¹⁵	7¹⁵	1	PULL OUT FOR CORE
7¹⁵	8⁰⁰	¾	RETRIEVE CORE INNER BBL. CUP BACKED OFF
			LEFT CORE & CATCHER IN OUTER BBL. RECOVER CORE.
			BY DROPPING OVER w/ NEW CATCHER. IN SHORT INTERVALS

DAY TOUR

NO.	DRILLING ASSEMBLY AT END OF TOUR		
18	STANDS D.P.	1683.04	FT.
	SINGLES D.P.		FT.
3	D.C. 6¾ I.D. O.D.	90.88	FT.
18	D.C. 6¼ I.D. O.D.	532.7	FT.
	STB. BODY O.D.		FT.
	STB. BODY O.D.		FT.
	RMR. BODY O.D.		FT.
2	SUBS O.D.	6.28	FT.
	BIT OR C.B.		FT.
			FT.
	KELLY DOWN	29.10	FT.
	TOTAL	2341.10	FT.
	WT. OF STRING	71,000	LBS.

BIT RECORD		
BIT NO.	7	
SIZE	8¾	
MFG.	H.W	
TYPE	W.D.7	
NOZZLE NO.	2 1	
NOZZLE SIZE	13 18	
SER. NO.	~~[illegible]~~ VEH6	
DEPTH OUT		
DEPTH IN	2318	
TOTAL FTG.	23	
TOTAL HR. RUN	4½	
COND. OF BIT	RUN	
REAMER NO.		
REAMER TYPE		

MUD RECORD TIME	12³⁰	2³⁰	3³⁰
WEIGHT	10.0	10.0	10.0
VISC.-SEC	35	35	35
W.L.-C.C.	9.8	6.0	6.2
FLTR. CK.	2/32	1/32	1/32
PH	6.8	6.8	7.0
SD. CONT. %			
PRESSURE GRADIENT			

MUD & CHEMICALS ADDED

TYPE	AMT.	TYPE	AMT.
Starch	6 sks		

DRILLER: B. Scott

FOOTAGE FROM	TO	DR.-D RM.-R CORE.-C	CORE NO.	FORMATION (SHOW CORE RECOVERY)	ROTARY RPM	WT. ON BIT 1000#	PUMP PRESS	PUMP NO. 1 LINER SIZE	S.P.M.	PUMP NO. LINER SIZE	S.P.M.	METHOD RUN SGL.-S PAR'EL-P COM'D-C
2318	2341	R	R		85/90	15	500	5½	60			S
								X				
								15				

DEVIATION RECORD DEPTH	DEV.	DIRECTION	DEPTH	DEV.	DIRECTION	DEPTH	DEV.	DIRECTION

TIME LOG FROM	TO	ELAPSED TIME	DETAILS OF OPERATIONS IN SEQUENCE AND REMARKS
8⁰⁰	9⁴⁵	1¾	RECOVER CORE, BOX & TAKE TO GEOL SHACK, SER. BBL.
			& RACK IN DERRICK
9⁴⁵	10³⁰	¾	RIG SER. SLIP 22' DL. & CUT 75' V B.O.P.S
10³⁰	11³⁰	1	RUN IN W/BIT TO REAM
11³⁰	4⁰⁰	4½	REAMING RAT HOLE TO 8¾

EVENING TOUR

NO.	DRILLING ASSEMBLY AT END OF TOUR		
18	STANDS D.P.	1683.04	FT.
1	SINGLES D.P.	31.16	FT.
3	D.C. 6¾ I.D. O.D.	90.88	FT.
18	D.C. 6¼ I.D. O.D.	532.70	FT.
	STB. BODY O.D.		FT.
	STB. BODY O.D.		FT.
	RMR. BODY O.D.		FT.
2	SUBS O.D.	6.28	FT.
	BIT OR C.B.		FT.
			FT.
	KELLY DOWN	25.56	FT.
	TOTAL	2370.00	FT.
	WT. OF STRING	71,000	LBS.

BIT RECORD		
BIT NO.	7	8
SIZE	8¾	8¾
MFG.	H.W.	H.W.
TYPE	WD7	R355K
NOZZLE NO.	2 1	2 1
NOZZLE SIZE	13 18	13 18
SER. NO.	VEH05	3911
DEPTH OUT	2370	
DEPTH IN	2318	2370
TOTAL FTG.	52	
TOTAL HR. RUN	10	
COND. OF BIT	~~[illegible]~~	
REAMER NO.	6-2-1	
REAMER TYPE		

MUD RECORD TIME	4³⁰	6³⁰
WEIGHT	10.1	10.1
VISC.-SEC	34	34
W.L.-C.C.	8.4	6.2
FLTR. CK	1/32	1/32
PH	7.0	8.0
SD. CONT. %		
PRESSURE GRADIENT		

MUD & CHEMICALS ADDED

TYPE	AMT.	TYPE	AMT.
Caustic	1 sk		

DRILLER:

FOOTAGE FROM	TO	DR.-D RM.-R CORE.-C	CORE NO.	FORMATION (SHOW CORE RECOVERY)	ROTARY RPM	WT. ON BIT 1000#	PUMP PRESS	PUMP NO. 1 LINER SIZE	S.P.M.	PUMP NO. LINER SIZE	S.P.M.	METHOD RUN SGL.-S PAR'EL-P COM'D-C
2341	2370	R			90	15	500	5½	60			S
								X				
								15"				

DEVIATION RECORD DEPTH	DEV.	DIRECTION	DEPTH	DEV.	DIRECTION	DEPTH	DEV.	DIRECTION

TIME LOG FROM	TO	ELAPSED TIME	DETAILS OF OPERATIONS IN SEQUENCE AND REMARKS
4⁰⁰	9³⁰	5½	REAMING RAT HOLE
9³⁰	10⁰⁰	½	TRIP OUT FOR BIT
10⁰⁰	10¹⁵	¼	WORK ON CAT HEAD
10¹⁵	11⁰⁰	¾	FINISH OUT
11⁰⁰	11¹⁵	¼	CHANGE BITS & V BLIND RAMS
11¹⁵	11⁴⁵	½	RUN IN COLLARS
11⁴⁵	12⁰⁰	¼	SLIP 35' DRLG LINE

WIRE LINE RECORD

REEL NO.	
NO. OF LINES	SIZE
FEET SLIPPED	
FEET CUT OFF	
PRESENT LENGTH	
TON MI. OR TRIPS SINCE LAST CUT	
CUMULATIVE TON MI. OR TRIPS	
NO. OF DAYS FROM SPUD	
CUMULATIVE ROTATING HRS.	

TIME SUMMARY (OFFICE USE ONLY)

DAY WORK	
HRS. W/DP	
HRS. WO/DP	
HRS. STANDBY	
TOTAL DAY WORK	

DAILY DRILLING REPORT — REPORT NO. 11 — DATE MARCH 15/70

OPERATOR	LEASE	WELL NO.	FIELD OR DIST.	COUNTY	STATE
Husky Oil LTD.	Husky H.B.EL. AL. H-10	H-10	Willow Lake	N. WST.	

CONTRACTOR	RIG NO.	DRILL PIPE STRING NO.	SIZE	TOOL JOINT	TYPE THD.
S & T DRILLING (WESTERN) CO. LTD.	4	2	4½	6" O.D.	F.H.

SIGNATURE OF OPERATOR'S REPRESENTATIVE: [illegible]

SIGNATURE OF CONTRACTOR'S TOOL PUSHER: L.H. Webber

PUMPS NO.	MANUFACTURER	TYPE	STROKE LENGTH
1.	NAT.	250	12"
2.	NAT.	250	12"
3.			

LAST CASING TUSING OR LINER	SIZE	MAKE	WT. & GR.	NO. JOINTS	FEET	RKB. TO CSG. HD.	SET AT	REMARKS
	9⅝	MANN.	36 J.S.	11	322	11.20	322	CEMENTED w/250 SAK 2% Calcium

TIME DISTRIBUTION—HOURS

	MORN	DAY	EVE
RIG UP & TEAR DOWN			
DRILLING ACTUAL			
REAMING			
CONDITIONING MUD & CIRCULATING	1¼		
TRIPS	4		
LUBRICATE RIG			
DEVIATION SURVEY	¼		
TEST B.O.P.			
CUT OFF DRILLING LINE			
REPAIR RIG			
REPAIR DRILLING	½	8	8
WIRE LINE LOGGING			
RUNNING CASING & CEMENTING			
WAITING ON CEMENT			
DRILL STEM TEST			
OTHER			
FISHING			
COMPLETION WORK: A. PERFORATING			
B. TUBING TRIPS			
C. SWABBING			
D. TESTING			
E. ADDITIONAL			
TOTALS	8	8	8

TIME SUMMARY (OFFICE USE ONLY)

DAY WORK			
HRS. W/DP			
HRS. WO/DP			
HRS. STANDBY			
TOTAL DAY WORK			

WIRE LINE RECORD

REEL NO.	
NO. OF LINES	SIZE
FEET SLIPPED	
FEET CUT OFF	
PRESENT LENGTH	
TON MI. OR TRIPS SINCE LAST CUT	
CUMULATIVE TON MI. OR TRIPS	
NO. OF DAYS FROM SPUD	
CUMULATIVE ROTATING HRS.	

MORNING TOUR

NO.	DRILLING ASSEMBLY AT END OF TOUR		
17	STANDS D.P.	1587.04	FT.
1	SINGLES D.P.	31.47	FT.
3	D.C. 6¾ I.D. O.D.	90.88	FT.
18	D.C. 6¼ I.D. O.D.	532.70	FT.
	STB. BODY O.D.		FT.
	STB. BODY O.D.		FT.
	RMR. BODY O.D.		FT.
	SUBS O.D.		FT.
	BIT OR C.B.	6.28	FT.
	Core BBL	62.70	FT.
	KELLY DOWN	26.93	FT.
	TOTAL	2318.00	FT.
	WT. OF STRING	66,000	LBS.

BIT RECORD	
BIT NO.	3C
SIZE	6⅛
MFG.	
TYPE	◇
NOZZLE NO.	
NOZZLE SIZE	
SER. NO.	65746
DEPTH OUT	
DEPTH IN	2318
TOTAL FTG.	1
TOTAL HR. RUN	½
COND. OF BIT	RUN
REAMER NO.	
REAMER TYPE	

MUD RECORD			
TIME	[illegible]	2.00	[illegible]
WEIGHT	10.1	10.1	10.1
VISC.-SEC	35	35	36
W.L.-C.C.	10.8	11	10
FLTR. CK.	2/32	2/32	3/32
PH	11	11	10.5
SD. CONT. %			
PRESSURE GRADIENT			

MUD & CHEMICALS ADDED

TYPE	AMT.	TYPE	AMT.
CMC (HiVis)	35lb		

DRILLER: E. Hohneiger

FOOTAGE FROM	TO	DR.-D RM.-R CORE.-C	CORE NO.	FORMATION (SHOW CORE RECOVERY)	ROTARY RPM	WT. ON BIT 1000#	PUMP PRESS	PUMP NO. LINER SIZE	S.P.M.	PUMP NO. LINER SIZE	S.P.M.	METHOD RUN SGL.-S PAR'EL-P COM'D-C
2318	2319	C			[illegible]			5½	38			S
				Fuel 1' 9"	60	6	300	X				
								15				

DEVIATION RECORD	DEPTH	DEV.	DIRECTION	DEPTH	DEV.	DIRECTION	DEPTH	DEV.	DIRECTION
	2318	¼°							

TIME LOG FROM	TO	ELAPSED TIME	DETAILS OF OPERATIONS IN SEQUENCE AND REMARKS
12⁰⁰	3⁰⁰	3	CIRCULATE & W.O. CORE B.B.L. & CONDITION MUD
3⁰⁰	3¹⁵	¼	SURVEY @ 2318
3¹⁵	4³⁰	1¼	PULL OUT TO PICK UP C. BBL.
4³⁰	6⁰⁰	1½	PICK UP CORE BBL. & JARS
6⁰⁰	7¹⁵	1¼	RUN IN W/CORE BBL.
7¹⁵	7³⁰	¼	CIRC W/CORE BBL.
7³⁰	8⁰⁰	½	CUT CORE #3

DAY TOUR

NO.	DRILLING ASSEMBLY AT END OF TOUR		
17	STANDS D.P.	1587.04	FT.
1	SINGLES D.P.	31.47	FT.
3	D.C. 6¾ I.D. O.D.	90.88	FT.
18	D.C. 6¼ I.D. O.D.	532.70	FT.
	STB. BODY O.D.		FT.
	STB. BODY O.D.		FT.
	RMR. BODY O.D.		FT.
	SUBS O.D.		FT.
	~~BIT OR C.B.~~ SUB	6.28	FT.
	C.B.	62.70	FT.
	KELLY DOWN	26.93	FT.
	TOTAL	2338.00	FT.
	WT. OF STRING	66000	LBS.

BIT RECORD	
BIT NO.	3C
SIZE	6⅛
MFG.	CHRIS
TYPE	◇
NOZZLE NO.	
NOZZLE SIZE	
SER. NO.	65746
DEPTH OUT	
DEPTH IN	2318
TOTAL FTG.	19
TOTAL HR. RUN	8½
COND. OF BIT	RUN
REAMER NO.	
REAMER TYPE	

MUD RECORD				
TIME	8³⁰	10⁴⁵	8¹⁵	3¹⁵
WEIGHT	10.1	10.1	10.1	10.1
VISC.-SEC	35	36	36	36
W.L.-C.C.	10.4	11.4	10.8	5.4
FLTR. CK.	2/32	2/32	2/32	1/32
PH	8.0	9.0	8.0	8.0
SD. CONT. %				
PRESSURE GRADIENT				

MUD & CHEMICALS ADDED

TYPE	AMT.	TYPE	AMT.
Hi Vis.	1sk		
Caustic	1sk		
Starch	6sks		

DRILLER: B. Leath

FOOTAGE FROM	TO	DR.-D RM.-R CORE.-C	CORE NO.	FORMATION (SHOW CORE RECOVERY)	ROTARY RPM	WT. ON BIT 1000#	PUMP PRESS	PUMP NO. LINER SIZE	S.P.M.	PUMP NO. LINER SIZE	S.P.M.	METHOD RUN SGL.-S PAR'EL-P COM'D-C
2319	2338	C	3		60/70	12	400	5½	38			S
								X				
								15				

DEVIATION RECORD	DEPTH	DEV.	DIRECTION	DEPTH	DEV.	DIRECTION	DEPTH	DEV.	DIRECTION

TIME LOG FROM	TO	ELAPSED TIME	DETAILS OF OPERATIONS IN SEQUENCE AND REMARKS
8⁰⁰	4⁰⁰	8	Cutting Core #3

EVENING TOUR

NO.	DRILLING ASSEMBLY AT END OF TOUR		
17	STANDS D.P.	1587.04	FT.
1	SINGLES D.P.	62.75	FT.
3	D.C. 6¾ I.D. O.D.	90.88	FT.
18	D.C. 6¼ I.D. O.D.	532.70	FT.
	STB. BODY O.D.		FT.
	STB. BODY O.D.		FT.
	RMR. BODY O.D.		FT.
2	SUBS O.D.	6.28	FT.
	BIT OR C.B.	62.70	FT.
			FT.
	KELLY DOWN	16.75	FT.
	TOTAL	2354.00	FT.
	WT. OF STRING	66,000	LBS.

BIT RECORD	
BIT NO.	3C
SIZE	6⅛
MFG.	
TYPE	◇
NOZZLE NO.	
NOZZLE SIZE	
SER. NO.	65746
DEPTH OUT	
DEPTH IN	2318
TOTAL FTG.	41
TOTAL HR. RUN	16½
COND. OF BIT	RUN
REAMER NO.	
REAMER TYPE	

MUD RECORD			
TIME	5³⁰	8³⁰	12⁰⁰
WEIGHT	10.1	10.1	10.1
VISC.-SEC	36	36	36
W.L.-C.C.	6.6	6.2	7.0
FLTR. CK	1/32	1/32	1/32
PH	8.0	8.0	9.5
SD. CONT. %			
PRESSURE GRADIENT			

MUD & CHEMICALS ADDED

TYPE	AMT.	TYPE	AMT.

DRILLER:

FOOTAGE FROM	TO	DR.-D RM.-R CORE.-C	CORE NO.	FORMATION (SHOW CORE RECOVERY)	ROTARY RPM	WT. ON BIT 1000#	PUMP PRESS	PUMP NO. 1 LINER SIZE	S.P.M.	PUMP NO. LINER SIZE	S.P.M.	METHOD RUN SGL.-S PAR'EL-P COM'D-C
2338	2354	C	3		70	12	400	5½	38			S
								X				
								15"				

DEVIATION RECORD	DEPTH	DEV.	DIRECTION	DEPTH	DEV.	DIRECTION	DEPTH	DEV.	DIRECTION

TIME LOG FROM	TO	ELAPSED TIME	DETAILS OF OPERATIONS IN SEQUENCE AND REMARKS
4⁰⁰	12⁰⁰	8	Cutting Core #3

DAILY DRILLING REPORT — REPORT NO. 12 — DATE [illegible]

OPERATOR	LEASE	WELL NO.	FIELD OR DIST.	COUNTY	STATE
Husky Oil LTD..	Husky H.B. Et Al H-10	H-10	Willow Lake	N.W.T.	

CONTRACTOR	RIG NO.	DRILL PIPE STRING NO.	SIZE	TOOL JOINT O.D.	TYPE THD.
S & T DRILLING (WESTERN) CO. LTD.	4.	2	4½	6"	F. H.

SIGNATURE OF OPERATOR'S REPRESENTATIVE: [illegible]

SIGNATURE OF CONTRACTOR'S TOOL PUSHER: R. H. Webber

PUMPS

NO.	MANUFACTURER	TYPE	STROKE LENGTH
1.	NAT.	250	15"
2.	NAT.	150	12"
3.			

LAST CASING TUBING OR LINER	SIZE	MAKE	WT. & GR.	NO. JOINTS	FEET	RKB. TO CSG. HD.	SET AT	REMARKS
	9⅝	MANN.	36# J55	11	322	11.20	322	CEMENTED W/250 SAX 2% CAL.

TIME DISTRIBUTION-HOURS

	MORN	DAY	EVE
RIG UP & TEAR DOWN			
DRILLING ACTUAL			
REAMING		7¼	3¼
CONDITIONING MUD & CIRCULATING			4¾
TRIPS	1½	1½	
LUBRICATE RIG		¼	
DEVIATION SURVEY			
TEST B.O.P.			
CUT OFF DRILLING LINE			
REPAIR RIG			
FISHING			
WIRE LINE LOGGING			
RUNNING CASING & CEMENTING			
WAITING ON CEMENT			
DRILL STEM TEST	8½		
OTHER			
FISHING			
COMPLETION WORK: A. PERFORATING			
B. TUBING TRIPS			
C. SWABBING			
D. TESTING			
E. ADDITIONAL			
TOTALS	8	8	8

TIME SUMMARY (OFFICE USE ONLY)

DAY WORK			
HRS. W/DP			
HRS. WO/DP			
HRS. STANDBY			
TOTAL DAY WORK			

WIRE LINE RECORD

REEL NO.	
NO. OF LINES	SIZE
FEET SLIPPED	
FEET CUT OFF	
PRESENT LENGTH	
TON MI. OR TRIPS SINCE LAST CUT	
CUMULATIVE TON MI. OR TRIPS	
NO. OF DAYS FROM SPUD	
CUMULATIVE ROTATING HRS.	

MORNING TOUR

NO.	DRILLING ASSEMBLY AT END OF TOUR		
17	STANDS D.P.	1588.42	FT.
1	SINGLES D.P.	31.65	FT.
3	D.C. 6¾ I.D. O.D.	90.88	FT.
18	D.C. 6¾ I.D. O.D.	532.70	FT.
	STB. BODY O.D.		FT.
	STB. BODY O.D.		FT.
	RMR. BODY O.D.		FT.
2	SUBS O.D.	6.28	FT.
	BIT OR C.B.		FT.
			FT.
	KELLY DOWN	17.37	FT.
	TOTAL	2267.00	FT.
	WT. OF STRING		LBS.

BIT RECORD		
BIT NO.	6	
SIZE	8¾	
MFG.	REED	
TYPE	YMGJ	
NOZZLE NO.	3	
NOZZLE SIZE	13	
SER. NO.	855220	
DEPTH OUT		
DEPTH IN	2267	
TOTAL FTG.		
TOTAL HR. RUN		
COND. OF BIT		
REAMER NO.		
REAMER TYPE		

MUD RECORD			
TIME			
WEIGHT			
VISC.-SEC	Testing		
W.L.-C.C.			
FLTR. CK.		Testing	
PH			
SD. CONT. %	Tripping		
PRESSURE GRADIENT			

MUD & CHEMICALS ADDED

TYPE	AMT.	TYPE	AMT.

DRILLER: [illegible]

FOOTAGE FROM	TO	DR.-D RM.-R CORE.-C	CORE NO.	FORMATION (SHOW CORE RECOVERY)	ROTARY RPM	WT. ON BIT 1000#	PUMP PRESS	PUMP NO. LINER SIZE	S.P.M.	PUMP NO. LINER SIZE	S.P.M.	METHOD RUN SGL.-S PAR'EL.-P COM'D.-C
2267		R		FUEL 2' 2"				5½	60	5½		S
								X		X		
								15		12		

DEVIATION RECORD

DEPTH	DEV.	DIRECTION	DEPTH	DEV.	DIRECTION	DEPTH	DEV.	DIRECTION

TIME LOG FROM	TO	ELAPSED TIME	DETAILS OF OPERATIONS IN SEQUENCE AND REMARKS
12.00	1.00	1	HEAD UP TO TEST
1.00	3.30	2½	TESTING W/B.J.
3.30	4.30	1	TRIP OUT W/DRILL STEM TEST
4.30	7.30	3	BREAK DOWN TOOL & LAY DOWN SAME
7.30	8.00	½	RUN IN W/BIT

DST #1 2265 - 2317' — PRESSURES
PREFLOW 5 MINS — 40#
ISIP 30 MINS — 40#
V.O. 60 MINS — 40#
FSIP 60 MINS — 355#
I HYDROSTATIC — 1225#
F HYDROSTATIC — 1220#
V.W.S.B. ON PREFLOW
RECOVERY - NO FLUID ABOVE TOOL. FLUID TO SURFACE. NO BLOW ON FLOW PERIOD.

DAY TOUR

NO.	DRILLING ASSEMBLY AT END OF TOUR		
17	STANDS D.P.	1587.04	FT.
0	SINGLES D.P.	63.12	FT.
3	D.C. 6¾ I.D. O.D.	90.88	FT.
18	D.C. 6¾ I.D. O.D.	532.70	FT.
	STB. BODY O.D.		FT.
	STB. BODY O.D.		FT.
	RMR. BODY O.D.		FT.
2	SUBS O.D.	6.28	FT.
	BIT OR C.B.		FT.
			FT.
	KELLY DOWN	19.60	FT.
	TOTAL	2301.00	FT.
	WT. OF STRING	67,000	LBS.

BIT RECORD		
BIT NO.	6	
SIZE	8¾	
MFG.	REED	
TYPE	YMGJ	
NOZZLE NO.	3	
NOZZLE SIZE	13	
SER. NO.	855220	
DEPTH OUT		
DEPTH IN	2267	
TOTAL FTG.	34	
TOTAL HR. RUN	7¼	
COND. OF BIT	Rw	
REAMER NO.		
REAMER TYPE		

MUD RECORD			
TIME	11.00	12.30	3.00
WEIGHT	10.1	10.1	10.1
VISC.-SEC	35	34	34
W.L.-C.C.	12.6	14.2	16.0
FLTR. CK.	2/32	2/32	2/32
PH	—	—	—
SD. CONT. %			
PRESSURE GRADIENT			

MUD & CHEMICALS ADDED

TYPE	AMT.	TYPE	AMT.
SaltGel	9sks.	Caustic	2SAX
Hydrogel	3SAX	Milstarch	5sks.
CMC Reg	1sk		

DRILLER: B. Scott

FOOTAGE FROM	TO	DR.-D RM.-R CORE.-C	CORE NO.	FORMATION (SHOW CORE RECOVERY)	ROTARY RPM	WT. ON BIT 1000#	PUMP PRESS	PUMP NO. LINER SIZE	S.P.M.	PUMP NO. LINER SIZE	S.P.M.	METHOD RUN SGL.-S PAR'EL.-P COM'D.-C
2267	2301	R			90	10/15	600	5½	60			S
								X				
								15"				

DEVIATION RECORD

DEPTH	DEV.	DIRECTION	DEPTH	DEV.	DIRECTION	DEPTH	DEV.	DIRECTION

TIME LOG FROM	TO	ELAPSED TIME	DETAILS OF OPERATIONS IN SEQUENCE AND REMARKS
8.00	8.30	½	FINISH IN & BREAK CIRC.
8.30	8.45	¼	RIG SER. & B.O.PS.
8.45	4.00	7¼	REAMING RAT HOLE TO 8¾

EVENING TOUR

NO.	DRILLING ASSEMBLY AT END OF TOUR		
17	STANDS D.P.	1587.42	FT.
0	SINGLES D.P.	63.12	FT.
3	D.C. 6¾ I.D. O.D.	90.88	FT.
18	D.C. 6¾ I.D. O.D.	532.70	FT.
	STB. BODY O.D.		FT.
	STB. BODY O.D.		FT.
	RMR. BODY O.D.		FT.
2	SUBS O.D.	6.28	FT.
	BIT OR C.B.		FT.
			FT.
	KELLY DOWN	37.60	FT.
	TOTAL	2318.00	FT.
	WT. OF STRING	67,000	LBS.

BIT RECORD		
BIT NO.	6	
SIZE	8¾	
MFG.	REED	
TYPE	YMGJ	
NOZZLE NO.	3	
NOZZLE SIZE	13	
SER. NO.	855220	
DEPTH OUT	2318	
DEPTH IN	2267	
TOTAL FTG.	51	
TOTAL HR. RUN	10½	
COND. OF BIT		
REAMER NO.		
REAMER TYPE		

MUD RECORD			
TIME	5.00	7.00	11.00
WEIGHT	10.0	10.1	10.1
VISC.-SEC	34	34	34
W.L.-C.C.	16.6	26.8	21.0
FLTR. CK	2/32	2/32	2/32
PH	6.8	8.0	10.0
SD. CONT. %			
PRESSURE GRADIENT			

MUD & CHEMICALS ADDED

TYPE	AMT.	TYPE	AMT.
Caustic	1sk		
CMC-Reg	1sk		

DRILLER

FOOTAGE FROM	TO	DR.-D RM.-R CORE.-C	CORE NO.	FORMATION (SHOW CORE RECOVERY)	ROTARY RPM	WT. ON BIT 1000#	PUMP PRESS	PUMP NO. LINER SIZE	S.P.M.	PUMP NO. LINER SIZE	S.P.M.	METHOD RUN SGL.-S PAR'EL.-P COM'D.-C
2301	2318	R			90	15	600	5½	60			S
								X				
								15"				

DEVIATION RECORD

DEPTH	DEV.	DIRECTION	DEPTH	DEV.	DIRECTION	DEPTH	DEV.	DIRECTION

TIME LOG FROM	TO	ELAPSED TIME	DETAILS OF OPERATIONS IN SEQUENCE AND REMARKS
4.00	7.15	3¼	REAMING RAT HOLE DRILL 1 Ft.
7.15	11.00	4¾	CIRC. SAMPLE WAIT ON CORE Bbl.

DAILY DRILLING REPORT — REPORT NO. 15 — DATE MARCH 13/70

OPERATOR	LEASE	WELL NO.	FIELD OR DIST.	COUNTY	STATE
HUSKY OIL LTD.	HUSKY HB EL AL H-10	H-10	WILLOW LAKE	N.W.T.	

CONTRACTOR	RIG NO.	DRILL PIPE STRING NO.	SIZE	TOOL JOINT O.D.	TYPE THD.
S & T DRILLING (WESTERN) CO. LTD.	4	2	4½	6"	F.H.

SIGNATURE OF OPERATOR'S REPRESENTATIVE: B.E. Robertson

SIGNATURE OF CONTRACTOR'S TOOL PUSHER: R.H. Schlehen

PUMPS

NO.	MANUFACTURER	TYPE	STROKE LENGTH
1.	NAT	C250	15
2.	NAT.	C150	12
3.			

LAST CASING TUBING OR LINER	SIZE	MAKE	WT. & GR.	NO. JOINTS	FEET	RKB. TO CSG. HD.	SET AT	REMARKS
	9⅝	MAYM	36 J.S.	11	322	11.20	322	Cemented w/ 250 SAK 2% Calcium

TIME DISTRIBUTION–HOURS

	MORN	DAY	EVE
RIG UP & TEAR DOWN			
DRILLING ACTUAL			
REAMING			
CONDITIONING MUD & CIRCULATING			
TRIPS	3½		3½
LUBRICATE RIG	¼		
DEVIATION SURVEY			
TEST B.O.P.			
CUT OFF DRILLING LINE			
[redacted] AIR RIG			
[redacted] NG	7¾		
WIRE LINE LOGGING			
RUNNING CASING & CEMENTING			
WAITING ON CEMENT			
DRILL STEM TEST			
OTHER	4	4	4¾
FISHING			
COMPLETION WORK: A. PERFORATING			
B. TUBING TRIPS			
C. SWABBING			
D. TESTING			
E. ADDITIONAL			
[redacted] ALS	8		8

TIME SUMMARY (OFFICE USE ONLY): DAY WORK; HRS. W/DP; HRS. NO/DP; HRS. STANDBY; TOTAL DAY WORK

WIRE LINE RECORD: REEL NO.; NO. OF LINES; SIZE; FEET SLIPPED; FEET CUT OFF; PRESENT LENGTH; TON MI. OR TRIPS SINCE LAST CUT; CUMULATIVE TON MI. OR TRIPS; NO. OF DAYS FROM SPUD; CUMULATIVE ROTATING HRS.

MORNING TOUR

DRILLING ASSEMBLY AT END OF TOUR

NO.			
17	STANDS D.P.	~~1645.59~~	FT.
	SINGLES D.P.	1651.89	FT.
3	D.C. 6¾ I.D. 4 O.D.	90.88	FT.
18	D.C. 6¼ I.D. 6¼ O.D.	532.70	FT.
	STB. BODY O.D.		FT.
	STB. BODY O.D.		FT.
	RMR. BODY O.D.		FT.
2	SUBS O.D.	6.28	FT.
	BIT OR C.B.		FT.
			FT.
	KELLY DOWN	20.25	FT.
	TOTAL	2302.00	FT.
WT. OF STRING		66,000	LBS.

BIT RECORD

BIT NO.	2C	
SIZE	6 3/16	
MFG.		
TYPE	◇	
NOZZLE NO.		
NOZZLE SIZE		
SER. NO.	1570	
DEPTH OUT		
DEPTH IN	2267	
TOTAL FTG.	35	
TOTAL HR. RUN	17½	
COND. OF BIT	RUN	
REAMER NO.		
REAMER TYPE		

MUD RECORD

TIME	1.00	4.00	6:30
WEIGHT	10.3	10.1	10.2
VISC.–SEC	37	37	39
W.L.–C.C.	11.2	14	9
FLTR. CK.	2/32	2/32	2/32
PH	N	N	N
SD. CONT. %			
PRESSURE GRADIENT			

MUD & CHEMICALS ADDED

TYPE	AMT.	TYPE	AMT.
MIL STARCH	5 SKS		

DRILLER: E. Hohnings

FOOTAGE

FROM	TO	DR.–D RM.–R CORE.–C	CORE NO.	FORMATION (SHOW CORE RECOVERY)	ROTARY RPM	WT. ON BIT 1000#	PUMP PRESS	PUMP NO. LINER SIZE	PUMP NO. S.P.M.	PUMP NO. LINER SIZE	PUMP NO. S.P.M.	METHOD RUN SGL.–S PAR'EL–P COM'D–C
2290	2302	C	2		90	10	425	5½	38			S
				Fuel 2' 6"				×				
								15				

DEVIATION RECORD: DEPTH | DEV. | DIRECTION | DEPTH | DEV. | DIRECTION | DEPTH | DEV. | DIRECTION

TIME LOG FROM	TO	ELAPSED TIME	DETAILS OF OPERATIONS IN SEQUENCE AND REMARKS
12.00	12.15	¼	~~Cutting Core~~ Rig Ser.
12.15	8.00	7¾	Cutting Core #2

HELD BLOWOUT DRILL & SAFETY MEETING

DAY TOUR

DRILLING ASSEMBLY AT END OF TOUR

NO.			
17	STANDS D.P.	1651.89	FT.
	SINGLES D.P.		FT.
3	D.C. 6¾ I.D. 4 O.D.	90.88	FT.
18	D.C. 6¼ I.D. 6¼ O.D.	532.70	FT.
	STB. BODY O.D.		FT.
	STB. BODY O.D.		FT.
	RMR. BODY O.D.		FT.
2	SUBS O.D.	6.28	FT.
	BIT OR C.B.	63.00	FT.
			FT.
	KELLY DOWN	35.25	FT.
	TOTAL	2350.00	FT.
WT. OF STRING		66,000	LBS.

BIT RECORD

BIT NO.	2C	
SIZE	6 3/16	
MFG.		
TYPE	◇	
NOZZLE NO.		
NOZZLE SIZE		
SER. NO.	1570	
DEPTH OUT	2317	
DEPTH IN	2267	
TOTAL FTG.	50	
TOTAL HR. RUN	25	
COND. OF BIT	DULL	
REAMER NO.		
REAMER TYPE		

MUD RECORD

TIME	8.30	10.30	12.30	2.15
WEIGHT	10.3	10.3	10.2	10.3
VISC.–SEC	37	35	36	34
W.L.–C.C.	10.6	11.2	9	11.8
FLTR. CK.	3/32	3/32	2/32	3/32
PH	—	—	—	—
SD. CONT. %				
PRESSURE GRADIENT				

MUD & CHEMICALS ADDED

TYPE	AMT.	TYPE	AMT.

DRILLER: B. Scott

FOOTAGE

FROM	TO	DR.–D RM.–R CORE.–C	CORE NO.	FORMATION (SHOW CORE RECOVERY)	ROTARY RPM	WT. ON BIT 1000#	PUMP PRESS	PUMP NO. 1 LINER SIZE	PUMP NO. 1 S.P.M.	PUMP NO. LINER SIZE	PUMP NO. S.P.M.	METHOD RUN SGL.–S PAR'EL–P COM'D–C
2302	~~2350~~ 2317	C	2		90	10	425	5½	38			S
								×				
								15"				

DEVIATION RECORD: DEPTH | DEV. | DIRECTION | DEPTH | DEV. | DIRECTION | DEPTH | DEV. | DIRECTION

TIME LOG FROM	TO	ELAPSED TIME	DETAILS OF OPERATIONS IN SEQUENCE AND REMARKS
8.00	3.30	7½	Cutting Core #2
3.30	4.00	½	Pull out w/ Core #2

EVENING TOUR

DRILLING ASSEMBLY AT END OF TOUR

NO.			
	STANDS D.P.		FT.
	SINGLES D.P.		FT.
	D.C. I.D. O.D.		FT.
	D.C. I.D. O.D.		FT.
	STB. BODY O.D.		FT.
	STB. BODY O.D.		FT.
	RMR. BODY O.D.		FT.
	SUBS O.D.		FT.
	BIT OR C.B.		FT.
			FT.
	KELLY DOWN		FT.
	TOTAL		FT.
WT. OF STRING			LBS.

BIT RECORD

BIT NO.		
SIZE		
MFG.		
TYPE		
NOZZLE NO.		
NOZZLE SIZE		
SER. NO.		
DEPTH OUT		
DEPTH IN		
TOTAL FTG.		
TOTAL HR. RUN		
COND. OF BIT		
REAMER NO.		
REAMER TYPE		

MUD RECORD

TIME			
WEIGHT			
VISC.–SEC			
W.L.–C.C.			
FLTR. CK			
PH			
SD. CONT. %			
PRESSURE GRADIENT			

MUD & CHEMICALS ADDED

TYPE	AMT.	TYPE	AMT.

DRILLER:

FOOTAGE

FROM	TO	DR.–D RM.–R CORE.–C	CORE NO.	FORMATION (SHOW CORE RECOVERY)	ROTARY RPM	WT. ON BIT 1000#	PUMP PRESS	PUMP NO. LINER SIZE	PUMP NO. S.P.M.	PUMP NO. LINER SIZE	PUMP NO. S.P.M.	METHOD RUN SGL.–S PAR'EL–P COM'D–C
~~2350~~ 2317												

DEVIATION RECORD: DEPTH | DEV. | DIRECTION | DEPTH | DEV. | DIRECTION | DEPTH | DEV. | DIRECTION

TIME LOG FROM	TO	ELAPSED TIME	DETAILS OF OPERATIONS IN SEQUENCE AND REMARKS
4.00	4.30	½	Finish out
4.30	5.00	½	~~Take~~ Core Bbl Broke off in Slips Take Flow Nipple off + Put Dog Collar on Bbl under Table
5.00	6.00	1	Recover Core Box + Take to Geol. Shake
6.00	8.30	2½	Fishing Core Bbl out of Slips
8.30	9.15		Put on Flow Nipple + Flow Line
9.15	12.00	2¾	Pick up Test Tool and Run in Same

DAILY DRILLING REPORT — REPORT NO. 14 — DATE MARCH 12/70

OPERATOR	LEASE	WELL NO.	FIELD OR DIST.	COUNTY	STATE
Husky Oil LTD.	Husky H.B. EL. AL. H-10	H-10	WILLOW LAKE	N.W.T.	

CONTRACTOR	RIG NO.	DRILL PIPE STRING NO. / SIZE	TOOL JOINT O.D.	TYPE THD
S&T DRILLING (WESTERN) CO. LTD.	4	2 / 4½	6"	F. H.

SIGNATURE OF OPERATOR'S REPRESENTATIVE:

SIGNATURE OF CONTRACTOR'S TOOL PUSHER: L.H. Webber

PUMPS NO.	MANUFACTURER	TYPE	STROKE LENGTH
1.	NAT.	250	15"
2.	NAT.	150	12"
3.			

LAST CASING TUBING OR LINER	SIZE	MAKE	WT. & GR.	NO. JOINTS	FEET	RKB. TO CSG. HD.	SET AT	REMARKS
	9⅝	MANN.	36# S.S.	11	322	N.20	322	CEMENTED w/250 SAX 2% CALCIUM

TIME DISTRIBUTION–HOURS

	MORN	DAY	EVE
RIG UP & TEAR DOWN			
DRILLING ACTUAL	7½	1½	
REAMING			
CONDITIONING MUD & CIRCULATING		¾	
TRIPS		2½	
LUBRICATE RIG	¼	¼	
DEVIATION SURVEY	¼	¼	
TEST B.O.P.		¼	
CUT OFF DRILLING LINE			
REPAIR RIG			
DRILLING	1¾	8	
WIRE LINE LOGGING			
RUNNING CASING & CEMENTING			
WAITING ON CEMENT			
DRILL STEM TEST			
OTHER		¾	
FISHING			
COMPLETION WORK A. PERFORATING			
B. TUBING TRIPS			
C. SWABBING			
D. TESTING			
E. ADDITIONAL			
TOTALS	8	8	8

TIME SUMMARY (OFFICE USE ONLY)

DAY WORK	
HRS. W/DP	
HRS. WO/DP	
HRS. STANDBY	
TOTAL DAY WORK	

WIRE LINE RECORD

REEL NO.	
NO. OF LINES	SIZE
FEET SLIPPED	
FEET CUT OFF	
PRESENT LENGTH	
TON MI. OR TRIPS SINCE LAST CUT	
CUMULATIVE TON MI. OR TRIPS	
NO. OF DAYS FROM SPUD	
CUMULATIVE ROTATING HRS.	

MORNING TOUR

NO.	DRILLING ASSEMBLY AT END OF TOUR		BIT RECORD		MUD RECORD			
17	STANDS D.P.	1587.04 FT.	BIT NO.	5	TIME	1.00	4.00	6.30
	SINGLES D.P.	FT.	SIZE	8¾	WEIGHT	10.3	10.4	10.3
3	D.C. 6¾ I.D. O.D.	90.88 FT.	MFG.	H.W.	VISC.-SEC	38	37	37
			TYPE	RX55A	W.L.-C.C.	9.6	9.8	12
18	D.C. I.D. O.D.	532.70 FT.	NOZZLE NO.	1 2	FLTR. CK.	1/32	1/32	1/32
			SIZE	16 13	PH	N	N	N
	STB. BODY O.D.	FT.	SER. NO.	18002	SD. CONT. %			
	STB. BODY O.D.	FT.	DEPTH OUT		PRESSURE GRADIENT			
	RMR. BODY O.D.	FT.	DEPTH IN	1907				
2	SUBS O.D.	6.28 FT.	TOTAL FTG.	340	MUD & CHEMICALS ADDED			
	BIT OR C.B.	FT.	TOTAL HR. RUN	47½	TYPE	AMT.	TYPE	AMT.
		FT.	COND. OF BIT	RUN	Hi. Vis		1 SACK	
	KELLY DOWN	36.10 FT.	REAMER NO.					
	TOTAL	2953.00 FT.	REAMER TYPE					
	WT. OF STRING	63,000 LBS.			DRILLER	Mackinnon		

FOOTAGE FROM	TO	DR.-D RM.-R CORE.-C	CORE NO.	FORMATION (SHOW CORE RECOVERY)	ROTARY RPM	WT. ON BIT 1000#	PUMP PRESS	PUMP NO. 1 LINER SIZE	S.P.M.	PUMP NO. LINER SIZE	S.P.M.	METHOD RUN SGL.-S PAR'EL-P COM'D-C
2195	2253	D			40	35	550	5½	60			S
								X				
				Fuel 3' even.				15				

DEVIATION RECORD	DEPTH	DEV.	DIRECTION	DEPTH	DEV.	DIRECTION	DEPTH	DEV.	DIRECTION
	2216	3/4							

TIME LOG FROM	TO	ELAPSED TIME	DETAILS OF OPERATIONS IN SEQUENCE AND REMARKS
12.00	12.15	¼	Rig Ser.
12.15	4.00	3¾	Drlg. 8¾ Hole
4.00	4.15	¼	Survey @ 2216
4.15	8.00	3¾	Drlg. 8¾ Hole

DAY TOUR

NO.	DRILLING ASSEMBLY AT END OF TOUR		BIT RECORD			MUD RECORD			
16	STANDS D.P.	1494.47 FT.	BIT NO.	5	2C	TIME	8.00	1.30	
2	SINGLES D.P.	62.77 FT.	SIZE	8¾	6 7/16	WEIGHT	10.4		10.4
3	D.C. 6¾ I.D. O.D.	90.88 FT.	MFG.	H.W.		VISC.-SEC	38		37
			TYPE	RX55-R	◇	W.L.-C.C.	12.0		12.2
18	D.C. 6¾ I.D. O.D.	532.70 FT.	NOZZLE NO.	1	2	FLTR. CK.	1/32		1/32
			SIZE	16	13	PH	N		60
	STB. BODY O.D.	FT.	SER. NO.	18002	1570	SD. CONT. %			
	STB. BODY O.D.	FT.	DEPTH OUT	2267		PRESSURE GRADIENT			
	RMR. BODY O.D.	FT.	DEPTH IN	1907	2267				
2	SUBS O.D.	6.28 FT.	TOTAL FTG.	360	7	MUD & CHEMICALS ADDED			
	BIT OR C.B.	63.00 FT.	TOTAL HR. RUN	49	1¾	TYPE	AMT.	TYPE	AMT.
		FT.	COND. OF BIT	4-1-1	RUN	SaltGel	9 sks		
	KELLY DOWN	23.90 FT.	REAMER NO.			Hydrogel	3 sks		
	TOTAL	2274.00 FT.	REAMER TYPE			C.M.C. Reg.	1 sk		
	WT. OF STRING	65,000 LBS.				DRILLER	B. Scott		

FOOTAGE FROM	TO	DR.-D RM.-R CORE.-C	CORE NO.	FORMATION (SHOW CORE RECOVERY)	ROTARY RPM	WT. ON BIT 1000#	PUMP PRESS	PUMP NO. 1 LINER SIZE	S.P.M.	PUMP NO. 2 LINER SIZE	S.P.M.	METHOD RUN SGL.-S PAR'EL-P COM'D-C
2253	2267	D			40	35	550	5½	60	5½		S
2267	2274	C	2		90	10	375	X	37	X		
								15"		15"		

DEVIATION RECORD	DEPTH	DEV.	DIRECTION	DEPTH	DEV.	DIRECTION	DEPTH	DEV.	DIRECTION
	2266	3/4	0						

TIME LOG FROM	TO	ELAPSED TIME	DETAILS OF OPERATIONS IN SEQUENCE AND REMARKS
8.00	8.45	¾	Drlg 8¾ Hole — 12.30-1.45-1¼ Run in
8.45	9.00	¼	Rig Ser. ✓ B.O.P.s — 1.45-2.15-½ Circ. Core Bbl.
9.00	9.45	¾	Drlg 8¾ Hole — 2.15-4.00-1¾ Cutting Core #2
9.45	10.00	¼	Circ. Sample
10.00	10.45	¼	Survey @ 2266 — Strap 2291.43
10.15	11.30	1¼	Trip for Core Bbl. Strap Pipe — Tally 2290.05
11.30	12.15	¾	Pick up Core Bbl. & Ser. — Diff 1.38
12.15	12.30	¼	Blind Rams — Make change on board Thay.

EVENING TOUR

NO.	DRILLING ASSEMBLY AT END OF TOUR		BIT RECORD			MUD RECORD			
17	STANDS D.P.	1643.54 FT.	BIT NO.		2C	TIME	6.00	8.30	10.30
2	SINGLES D.P.	FT.	SIZE		6 7/16	WEIGHT	10.4	10.3	10.3
3	D.C. 6¾ I.D. O.D.	90.88 FT.	MFG.			VISC.-SEC	36	36	36
			TYPE		◇	W.L.-C.C.	11.6	12	11.2
18	D.C. 6¾ I.D. O.D.	532.70 FT.	NOZZLE NO.			FLTR. CK.	2/32	2/32	2/32
			SIZE			PH	—		
	STB. BODY O.D.	FT.	SER. NO.		1570	SD. CONT. %			
	STB. BODY O.D.	FT.	DEPTH OUT			PRESSURE GRADIENT			
	RMR. BODY O.D.	FT.	DEPTH IN		2267				
2	SUBS O.D.	6.28 FT.	TOTAL FTG.		23	MUD & CHEMICALS ADDED			
	BIT OR C.B.	FT.	TOTAL HR. RUN		8¾	TYPE	AMT.	TYPE	AMT.
		FT.	COND. OF BIT		B-4	Hydrol	3 sax	CMC	1 sax
	KELLY DOWN	41.50 FT.	REAMER NO.			SaltGel	9 sax	Hi Vis	
	TOTAL	2290.00 FT.	REAMER TYPE			Fibrian	1 sax		
	WT. OF STRING	LBS.				DRILLER			

FOOTAGE FROM	TO	DR.-D RM.-R CORE.-C	CORE NO.	FORMATION (SHOW CORE RECOVERY)	ROTARY RPM	WT. ON BIT 1000#	PUMP PRESS	PUMP NO. 1 LINER SIZE	S.P.M.	PUMP NO. LINER SIZE	S.P.M.	METHOD RUN SGL.-S PAR'EL-P COM'D-C
2274	2290	C	2		90	10	375	5½	37			S
								X				
								15"				

DEVIATION RECORD	DEPTH	DEV.	DIRECTION	DEPTH	DEV.	DIRECTION	DEPTH	DEV.	DIRECTION

TIME LOG FROM	TO	ELAPSED TIME	DETAILS OF OPERATIONS IN SEQUENCE AND REMARKS
4.00	12.00	8	Cutting Core #2

DAILY DRILLING REPORT — REPORT NO. 13 — DATE MARCH 11/70

OPERATOR	LEASE	WELL NO.	FIELD OR DIST.	COUNTY	STATE
HUSKY OIL LTD.	HUSKY H.B. EL. AL. H-10 3/11	H-10	WILLOW LAKE	N.W.T.	

CONTRACTOR	RIG NO.	DRILL PIPE/STRING NO.	SIZE	TOOL JOINT	O.D.	TYPE THD.
S & T DRILLING (WESTERN) CO. LTD.	4	2	4½"	6"		F.H.

SIGNATURE OF OPERATOR'S REPRESENTATIVE: [illegible]

SIGNATURE OF CONTRACTOR'S TOOL PUSHER: L.H. Webber

PUMPS

NO.	MANUFACTURER	TYPE	STROKE LENGTH
1.	NAT.	250	15"
2.	NAT.	150	12"
3.			

LAST CASING TUBING OR LINER	SIZE	MAKE	WT. & GR.	NO. JOINTS	FEET	RKB. TO CSG. HD.	SET AT	REMARKS
	9⅝	MANN.	36# J.S.	11	322	11.20	322	CEMENTED w/250 SAX 2% CALCIUM

TIME DISTRIBUTION-HOURS

	MORN	DAY	EVE
RIG UP & TEAR DOWN			
DRILLING ACTUAL	7½	7½	8
REAMING			
CONDITIONING MUD & CIRCULATING			
TRIPS			
LUBRICATE RIG	¼	¼	
DEVIATION SURVEY	¼	¼	
TEST B.O.P.			
CUT OFF DRILLING LINE			
REPAIR RIG			
REPAIRING			
WIRE LINE LOGGING			
RUNNING CASING & CEMENTING			
WAITING ON CEMENT			
DRILL STEM TEST			
OTHER			
FISHING			
COMPLETION WORK: A. PERFORATING			
B. TUBING TRIPS			
C. SWABBING			
D. TESTING			
E. ADDITIONAL			
TOTALS	8	8	8

TIME SUMMARY (OFFICE USE ONLY)

DAY WORK			
HRS. W/DP			
HRS. WO/DP			
HRS. STANDBY			
TOTAL DAY WORK			

WIRE LINE RECORD

REEL NO.	
NO. OF LINES	SIZE
FEET SLIPPED	
FEET CUT OFF	
PRESENT LENGTH	
TON MI. OR TRIPS SINCE LAST CUT	
CUMULATIVE TON MI. OR TRIPS	
NO. OF DAYS FROM SPUD	
CUMULATIVE ROTATING HRS.	

MORNING TOUR

DRILLING ASSEMBLY AT END OF TOUR

NO.			
15	STANDS D.P.	1410.14	FT.
1	SINGLES D.P.	30.80	FT.
3	D.C. 6¾ I.D. O.D.	90.88	FT.
	D.C. I.D. O.D.	592.70	FT.
	STB. BODY O.D.		FT.
	STB. BODY O.D.		FT.
	RMR. BODY O.D.		FT.
2	SUBS O.D.	6.28	FT.
	BIT OR C.B.		FT.
			FT.
	KELLY DOWN	23.15	FT.
	TOTAL	2084.00	FT.
WT. OF STRING	63,000		LBS.

BIT RECORD

BIT NO.	5	
SIZE	8¾	
MFG.	H.W.	
TYPE	RX55R	
NOZZLE NO.	1 2	
NOZZLE SIZE	16 13	
SER. NO.	18002	
DEPTH OUT		
DEPTH IN	1907	
TOTAL FTG.	177	
TOTAL HR. RUN	24½	
COND. OF BIT	RUN	
REAMER NO.		
REAMER TYPE		

MUD RECORD

TIME	1:00	4:00	6:30
WEIGHT	10.1	10.1	10.1
VISC.-SEC	36	38	36
W.L.-C.C.	10.8	11.4	10.4
FLTR. CK.	2/32	2/32	2/32
PH	6.4	6.4	6.4
SD. CONT. %			
PRESSURE GRADIENT			

MUD & CHEMICALS ADDED

TYPE	AMT.	TYPE	AMT.
Milstarch	4 sks		

DRILLER: E. Mohnenan

FOOTAGE

FROM	TO	DR.-D RM.-R CORE.-C	CORE NO.	FORMATION (SHOW CORE RECOVERY)	ROTARY RPM	WT. ON BIT 1000#	PUMP PRESS	PUMP NO. LINER SIZE	PUMP NO. S.P.M.	PUMP NO. LINER SIZE	PUMP NO. S.P.M.	METHOD RUN SGL.-S PAR'EL-P COM'D-C
2030	2084	D			40	35	550	5½ x 15	60			S

DEVIATION RECORD	DEPTH	DEV.	DIRECTION	DEPTH	DEV.	DIRECTION	DEPTH	DEV.	DIRECTION
	2030	¼°							

TIME LOG FROM	TO	ELAPSED TIME	DETAILS OF OPERATIONS IN SEQUENCE AND REMARKS
12:00	1:30	1½	DRLG. 8¾ HOLE
1:30	2:00	½	SURVEY @ 2030 + RIG SER.
2:00	8:00	6	DRLG. 8¾ HOLE

DAY TOUR

DRILLING ASSEMBLY AT END OF TOUR

NO.			
16	STANDS D.P.	1492.85	FT.
	SINGLES D.P.		FT.
3	D.C. 6¾ I.D. O.D.	90.88	FT.
18	D.C. 6¾ I.D. O.D.	532.70	FT.
	STB. BODY O.D.		FT.
	STB. BODY O.D.		FT.
	RMR. BODY O.D.		FT.
2	SUBS O.D.	6.28	FT.
	BIT OR C.B.		FT.
			FT.
	KELLY DOWN	13.29	FT.
	TOTAL	2136.00	FT.
WT. OF STRING	63,000		LBS.

BIT RECORD

BIT NO.	5	
SIZE	8¾	
MFG.	H.W.	
TYPE	RX55R	
NOZZLE NO.	1 2	
NOZZLE SIZE	16 13	
SER. NO.	18002	
DEPTH OUT		
DEPTH IN	1907	
TOTAL FTG.	229	
TOTAL HR. RUN	32	
COND. OF BIT	RUN	
REAMER NO.		
REAMER TYPE		

MUD RECORD

TIME	8:30	11:00	1:00
WEIGHT	10.2	10.2	10.4
VISC.-SEC	36	38	40
W.L.-C.C.	12.6	9.4	13.2
FLTR. CK.	1/32	1/32	1/32
PH	6.4	6.4	N
SD. CONT. %			
PRESSURE GRADIENT			

MUD & CHEMICALS ADDED

TYPE	AMT.	TYPE	AMT.
Hi. Vis	1 sk.		

DRILLER: B. Scott

FOOTAGE

FROM	TO	DR.-D RM.-R CORE.-C	CORE NO.	FORMATION (SHOW CORE RECOVERY)	ROTARY RPM	WT. ON BIT 1000#	PUMP PRESS	PUMP NO. LINER SIZE	PUMP NO. S.P.M.	PUMP NO. LINER SIZE	PUMP NO. S.P.M.	METHOD RUN SGL.-S PAR'EL-P COM'D-C
2084	2136	D			40	35	550	5½ x 15"	60			S

DEVIATION RECORD	DEPTH	DEV.	DIRECTION	DEPTH	DEV.	DIRECTION	DEPTH	DEV.	DIRECTION
	2122	¾°							

TIME LOG FROM	TO	ELAPSED TIME	DETAILS OF OPERATIONS IN SEQUENCE AND REMARKS
8:00	8:15	¼	RIG SER. + B.O.P.'S
8:15	3:00	6¾	DRLG 8¾ HOLE
3:00	3:15	¼	SURVEY @ 2122
3:15	4:00	¾	DRLG 8¾ HOLE

EVENING TOUR

DRILLING ASSEMBLY AT END OF TOUR

NO.			
16	STANDS D.P.	1492.85	FT.
1	SINGLES D.P.	31.22	FT.
3	D.C. 6¾ I.D. O.D.	90.88	FT.
18	D.C. 6¾ I.D. O.D.	532.70	FT.
	STB. BODY O.D.		FT.
	STB. BODY O.D.		FT.
	RMR. BODY O.D.		FT.
2	SUBS O.D.	6.28	FT.
	BIT OR C.B.		FT.
			FT.
	KELLY DOWN	41.50	FT.
	TOTAL	2195.43	FT.
WT. OF STRING	63,000		LBS.

BIT RECORD

BIT NO.	5	
SIZE	8¾	
MFG.	H.W.	
TYPE	RX55R	
NOZZLE NO.	1 2	
NOZZLE SIZE	16 13	
SER. NO.	18002	
DEPTH OUT		
DEPTH IN	1907	
TOTAL FTG.	288	
TOTAL HR. RUN	40	
COND. OF BIT	RUN	
REAMER NO.		
REAMER TYPE		

MUD RECORD

TIME	4:00	6:00	8:30	11:00
WEIGHT	10.4	10.4	10.4	10.3
VISC.-SEC	38	37	38	37
W.L.-C.C.	13.2	12.6	8.4	9.0
FLTR. CK	1/32	1/32	1/32	1/32
PH	N	N	N	N
SD. CONT. %				
PRESSURE GRADIENT				

MUD & CHEMICALS ADDED

TYPE	AMT.	TYPE	AMT.
C.M.C. Reg	1 sk.		

DRILLER:

FOOTAGE

FROM	TO	DR.-D RM.-R CORE.-C	CORE NO.	FORMATION (SHOW CORE RECOVERY)	ROTARY RPM	WT. ON BIT 1000#	PUMP PRESS	PUMP NO. LINER SIZE	PUMP NO. S.P.M.	PUMP NO. LINER SIZE	PUMP NO. S.P.M.	METHOD RUN SGL.-S PAR'EL-P COM'D-C
2136	2195	D			40	35	550	5½ x 15"	60			S

DEVIATION RECORD	DEPTH	DEV.	DIRECTION	DEPTH	DEV.	DIRECTION	DEPTH	DEV.	DIRECTION

TIME LOG FROM	TO	ELAPSED TIME	DETAILS OF OPERATIONS IN SEQUENCE AND REMARKS
4:00	12:00	8	DRLG 8¾ HOLE

DAILY DRILLING REPORT — REPORT NO. 12 — DATE MARCH 14/70 3/10

OPERATOR	LEASE	WELL NO.	FIELD OR DIST.	COUNTY	STATE
Husky Oil LTD.	Husky H.B. EL AL H-10	H-10	WILLOW LAKE	N.W.T.	

CONTRACTOR	RIG NO.	DRILL PIPE STRING NO.	SIZE	TOOL JOINT	O.D.	TYPE THD.
S & T DRILLING (WESTERN) CO. LTD.	4	2	4½	6"		F.H.

SIGNATURE OF OPERATOR'S REPRESENTATIVE	SIGNATURE OF CONTRACTOR'S TOOL PUSHER
M. Sutherland	L.H. Wibber

PUMPS

NO.	MANUFACTURER	TYPE	STROKE LENGTH
1.	NAT.	250	15
2.	NAT.	150	12
3.			

LAST CASING TUBING OR LINER	SIZE	MAKE	WT. & GR.	NO. JOINTS	FEET	RKB. TO CSG. HD.	SET AT	REMARKS
	9⅝	MANN.	36# J.S.	11	322	4.20	322	CEMENTED W/250 SAX
								2% CALCIUM

TIME DISTRIBUTION—HOURS

	MORN	DAY	EVE
RIG UP & TEAR DOWN			
DRILLING ACTUAL	5	7¼	7¾
REAMING			
CONDITIONING MUD & CIRCULATING		½	
TRIPS	2½		
LUBRICATE RIG	¼		¼
DEVIATION SURVEY	¼		
TEST B.O.P.		¼	
CUT OFF DRILLING LINE			
REPAIR RIG			
[illegible]			
WIRE LINE LOGGING			
RUNNING CASING & CEMENTING			
WAITING ON CEMENT			
DRILL STEM TEST			
OTHER			
FISHING			
COMPLETION WORK: A. PERFORATING			
B. TUBING TRIPS			
C. SWABBING			
D. TESTING			
E. ADDITIONAL			
TOTALS	8	8	8

TIME SUMMARY (OFFICE USE ONLY)

DAY WORK			
HRS. W/DP			
HRS. WO/DP			
HRS. STANDBY			
TOTAL DAY WORK			

WIRE LINE RECORD

REEL NO.	
NO. OF LINES	SIZE
FEET SLIPPED	
FEET CUT OFF	
PRESENT LENGTH	
TON MI. OR TRIPS SINCE LAST CUT	
CUMULATIVE TON MI. OR TRIPS	
NO. OF DAYS FROM SPUD	
CUMULATIVE ROTATING HRS.	

MORNING TOUR

DRILLING ASSEMBLY AT END OF TOUR

NO.			
13	STANDS D.P.	1211.80	FT.
2	SINGLES D.P.	63.22	FT.
3	D.C. 6¾ I.D. O.D.	90.88	FT.
18	D.C. 6¼ I.D. O.D.	532.70	FT.
	STB. BODY O.D.		FT.
	STB. BODY O.D.		FT.
	RMR. BODY O.D.		FT.
2	SUBS O.D.	6.28	FT.
	BIT OR C.B.		FT.
			FT.
	KELLY DOWN	13.12	FT.
	TOTAL	1918.00	FT.

WT. OF STRING 62,000 M. LBS.

BIT RECORD

BIT NO.	4	5
SIZE	8¾	8¾
MFG.	H.W.	H.W.
TYPE	RX55R	RX55R
NOZZLE NO.	1 2	1 2
NOZZLE SIZE	16 13	16 13
SER. NO.	17981	18002
DEPTH OUT	1907	
DEPTH IN	1671	1907
TOTAL FTG.	236	11
TOTAL HR. RUN	29	2
COND. OF BIT	411	RUN
REAMER NO.		
REAMER TYPE		

MUD RECORD

TIME	1.00	9:30	6:30
WEIGHT	10	10	10.1
VISC.-SEC	36	36	36
W.L.-C.C.	10.6	10.8	12.2
FLTR. CK.	2/32	2/32	2/32
PH	6.8	6.4	6.4
SD. CONT. %			
PRESSURE GRADIENT			

MUD & CHEMICALS ADDED

TYPE	AMT.	TYPE	AMT.
STARCH	5 SXS		

DRILLER [illegible]

FOOTAGE

FROM	TO	DR-D RM-R CORE-C	CORE NO.	FORMATION (SHOW CORE RECOVERY)	ROTARY RPM	WT. ON BIT 1000#	PUMP PRESS	PUMP NO. LINER SIZE	PUMP NO. S.P.M.	PUMP NO. LINER SIZE	PUMP NO. S.P.M.	METHOD RUN SGL-S PAR'EL-P COM'D-C
1890	1907	D			40	35	550	5½	60			S
1907	1918	D						X				
				Fuel 2'9"				15				

DEVIATION RECORD	DEPTH	DEV.	DIRECTION	DEPTH	DEV.	DIRECTION	DEPTH	DEV.	DIRECTION
	1907	⅞°							

TIME LOG

FROM	TO	ELAPSED TIME	DETAILS OF OPERATIONS IN SEQUENCE AND REMARKS
12:00	12:15	¼	Rig SER.
12:15	3:15	3	Drlg. 8¾ HOLE
3:15	3:30	¼	SURVEY @ 1907
3:30	4:30	1	PULL OUT FOR BIT #4
4:30	5:00	½	CHANGE BITS & BLIND RAMS + SLIP 23' DRLG. LINE
5:00	6:00	1	RUN IN W/BIT #5
6:00	8:00	2	DRLG 8¾ HOLE

DAY TOUR

DRILLING ASSEMBLY AT END OF TOUR

NO.			
14	STANDS D.P.	1306.39	FT.
	SINGLES D.P.		FT.
3	D.C. 6¾ I.D. O.D.	90.88	FT.
18	D.C. 6¼ I.D. O.D.	532.70	FT.
	STB. BODY O.D.		FT.
	STB. BODY O.D.		FT.
	RMR. BODY O.D.		FT.
2	SUBS O.D.	6.28	FT.
	BIT OR C.B.		FT.
			FT.
	KELLY DOWN	39.75	FT.
	TOTAL	1976.00	FT.

WT. OF STRING 62,000 LBS.

BIT RECORD

BIT NO.	5	
SIZE	8¾	
MFG.	H.W.	
TYPE	RX55-R	
NOZZLE NO.	1 2	
NOZZLE SIZE	16 13	
SER. NO.	18002	
DEPTH OUT		
DEPTH IN	1907	
TOTAL FTG.	69	
TOTAL HR. RUN	9¼	
COND. OF BIT	RUN	
REAMER NO.		
REAMER TYPE		

MUD RECORD

TIME	8:30	10:30	12:30/2:30
WEIGHT	10.0	10.0	10/10
VISC.-SEC	35	36	36/36
W.L.-C.C.	18.4	8.6	5.8/6.4
FLTR. CK.	1/32	1/32	1/32/1/32
PH	6.8	6.8	6.4/6.8
SD. CONT. %			
PRESSURE GRADIENT			

MUD & CHEMICALS ADDED

TYPE	AMT.	TYPE	AMT.
HiVis.	1 SK		

DRILLER B. Scott

FOOTAGE

FROM	TO	DR-D RM-R CORE-C	CORE NO.	FORMATION (SHOW CORE RECOVERY)	ROTARY RPM	WT. ON BIT 1000#	PUMP PRESS	PUMP NO. 1 LINER SIZE	PUMP NO. 1 S.P.M.	PUMP NO. LINER SIZE	PUMP NO. S.P.M.	METHOD RUN SGL-S PAR'EL-P COM'D-C
1918	1976	D			40	35	550	5½	60			S
								X				
								15"				

DEVIATION RECORD	DEPTH	DEV.	DIRECTION	DEPTH	DEV.	DIRECTION	DEPTH	DEV.	DIRECTION

TIME LOG

FROM	TO	ELAPSED TIME	DETAILS OF OPERATIONS IN SEQUENCE AND REMARKS
8:00	12:00	4	Drlg 8¾ Hole
12:00	12:15	¼	Rig SER. & B.O.Ps.
12:15	3:15	3	Drlg 8¾ Hole
3:15	3:15	¼	Circ. SAMPLE
3:15	4:00	¾	Drlg 8¾ Hole

EVENING TOUR

DRILLING ASSEMBLY AT END OF TOUR

NO.			
14	STANDS D.P.	1306.39	FT.
	SINGLES D.P.	62.63	FT.
3	D.C. I.D. O.D.	90.88	FT.
18	D.C. I.D. O.D.	532.70	FT.
	STB. BODY O.D.		FT.
	STB. BODY O.D.		FT.
	RMR. BODY O.D.		FT.
2	SUBS O.D.	6.28	FT.
	BIT OR C.B.		FT.
			FT.
	KELLY DOWN	31.10	FT.
	TOTAL	2030.00	FT.

WT. OF STRING 62,000 LBS.

BIT RECORD

BIT NO.	5	
SIZE	8¾	
MFG.	H.W.	
TYPE	RX55-R	
NOZZLE NO.	1 2	
NOZZLE SIZE	16 13	
SER. NO.	18002	
DEPTH OUT		
DEPTH IN	1907	
TOTAL FTG.	123	
TOTAL HR. RUN	17	
COND. OF BIT	RUN	
REAMER NO.		
REAMER TYPE		

MUD RECORD

TIME	5:00	7:00	11:00
WEIGHT	10.0	10.1	10.1
VISC.-SEC	36	36	36
W.L.-C.C.	8.2	6.4	7.0
FLTR. CK	1/32	1/32	1/32
PH	6.4	6.4	
SD. CONT. %			
PRESSURE GRADIENT			

MUD & CHEMICALS ADDED

TYPE	AMT.	TYPE	AMT.

DRILLER

FOOTAGE

FROM	TO	DR-D RM-R CORE-C	CORE NO.	FORMATION (SHOW CORE RECOVERY)	ROTARY RPM	WT. ON BIT 1000#	PUMP PRESS	PUMP NO. LINER SIZE	PUMP NO. S.P.M.	PUMP NO. LINER SIZE	PUMP NO. S.P.M.	METHOD RUN SGL-S PAR'EL-P COM'D-C
1976	2030	D			40	35	550	5½	60			S
								X				
								15				

DEVIATION RECORD	DEPTH	DEV.	DIRECTION	DEPTH	DEV.	DIRECTION	DEPTH	DEV.	DIRECTION

TIME LOG

FROM	TO	ELAPSED TIME	DETAILS OF OPERATIONS IN SEQUENCE AND REMARKS
4:00	4:15	¼	Rig SER.
4:15	12:00	7¾	Drlg 8¾ Hole

DAILY DRILLING REPORT — REPORT NO. 11 — DATE MARCH 7/10 3/9

OPERATOR	LEASE	WELL NO.	FIELD OR DIST.	COUNTY	STATE
Husky Oil LTD.	Husky H.B. EL. AL. H-10	H-10	WILLOW LAKE	N.W.T.	

CONTRACTOR	RIG NO.	DRILL PIPE STRING NO.	SIZE	TOOL JOINT	TYPE THD.
S & T DRILLING (WESTERN) CO. LTD.	4	2	4½	6" O.D.	F.H.

SIGNATURE OF OPERATOR'S REPRESENTATIVE: [illegible]

SIGNATURE OF CONTRACTOR'S TOOL PUSHER: L.H. Webber

PUMPS NO.	MANUFACTURER	TYPE	STROKE LENGTH
1.	NAT.	F250	15"
2.	NAT.	F150	12"
3.			

LAST CASING TUBING OR LINER	SIZE	MAKE	WT. & GR.	NO. JOINTS	FEET	RKB. TO CSG. HD.	SET AT	REMARKS
	9⅝	MAIN.	36# J.S.	11	322	11.20	322	CEMENTED w/250 2% CALCIUM

TIME DISTRIBUTION—HOURS

	MORN	DAY	EVE
RIG UP & TEAR DOWN			
DRILLING ACTUAL	7¼	7½	7
REAMING			
CONDITIONING MUD & CIRCULATING			
TRIPS			
LUBRICATE RIG	¼	¼	¼
DEVIATION SURVEY	½	¼	¾
TEST B.O.P.			
CUT OFF DRILLING LINE			
REPAIR RIG			
[illegible]ING			
WIRE LINE LOGGING			
RUNNING CASING & CEMENTING			
WAITING ON CEMENT			
DRILL STEM TEST			
OTHER			
FISHING			
COMPLETION WORK: A. PERFORATING			
B. TUBING TRIPS			
C. SWABBING			
D. TESTING			
E. ADDITIONAL			
[illegible]ALS	8	8	8

TIME SUMMARY (OFFICE USE ONLY)

DAY WORK			
HRS. W/DP			
HRS. WO/DP			
HRS. STANDBY			
TOTAL DAY WORK			

WIRE LINE RECORD

REEL NO.	
NO. OF LINES	SIZE
FEET SLIPPED	
FEET CUT OFF	
PRESENT LENGTH	
TON MI. OR TRIPS SINCE LAST CUT	
CUMULATIVE TON MI. OR TRIPS	
NO. OF DAYS FROM SPUD	
CUMULATIVE ROTATING HRS.	

MORNING TOUR

NO.	DRILLING ASSEMBLY AT END OF TOUR		
12	STANDS D.P.	1161.26	FT.
1	SINGLES D.P.	30.72	FT.
3	D.C. 6¾ I.D. O.D.	90.88	FT.
18	D.C. 6¼ I.D. O.D.	532.70	FT.
	STB. BODY O.D.		FT.
	STB. BODY O.D.		FT.
	RMR. BODY O.D.		FT.
1	SUBS O.D.	2.63	FT.
	BIT OR C.B.	3.65	FT.
			FT.
	KELLY DOWN	14.66	FT.
	TOTAL	1795.00	FT.
	WT. OF STRING	65,000	LBS.

BIT RECORD	
BIT NO.	4
SIZE	8¾
MFG.	H.W.
TYPE	RX55R
NOZZLE NO.	1 2
NOZZLE SIZE	16 13
SER. NO.	17881
DEPTH OUT	
DEPTH IN	1671
TOTAL FTG.	124
TOTAL HR. RUN	11½
COND. OF BIT	RUN
REAMER NO.	
REAMER TYPE	

MUD RECORD			
TIME	2.00	4.00	7.00
WEIGHT	10.2	10.2	10.3
VISC.-SEC	35	34	36
W.L.-C.C.	6.8	7.0	9.4
FLTR. CK.	2/32	2/32	2/32
PH	10	10	10
SD. CONT. %			
PRESSURE GRADIENT			

MUD & CHEMICALS ADDED

TYPE	AMT.	TYPE	AMT.
SALT GEL	3 SAX		
STARCH	3 SAX		

DRILLER: [illegible]

FOOTAGE FROM	TO	DR.-D RM.-R CORE.-C	CORE NO.	FORMATION (SHOW CORE RECOVERY)	ROTARY RPM	WT. ON BIT 1000#	PUMP PRESS	PUMP NO. LINER SIZE	S.P.M.	PUMP NO. LINER SIZE	S.P.M.	METHOD RUN SGL.-S PAR'EL-P COM'D-C
1720	1795	D			40	35	450	5½	60			S
								X				
				Fael. 3' 1"				15				

DEVIATION RECORD	DEPTH	DEV.	DIRECTION	DEPTH	DEV.	DIRECTION	DEPTH	DEV.	DIRECTION
	1717	1¼°		1781	¾°				

TIME LOG FROM	TO	ELAPSED TIME	DETAILS OF OPERATIONS IN SEQUENCE AND REMARKS
12.00	12.30	½	Drlg 8¾ Hole
12.30	1.00	½	Survey @ 1717' + Rig Ser.
1.00	6.30	5½	Drlg. 8¾ Hole
6.30	6.45	¼	Survey @ 1781
6.45	8.00	1¼	Drlg 8¾ Hole

DAY TOUR

NO.	DRILLING ASSEMBLY AT END OF TOUR		
12	STANDS D.P.	1161.26	FT.
2	SINGLES D.P.	60.54	FT.
3	D.C. 6¾ I.D. O.D.	90.88	FT.
18	D.C. 6¼ I.D. O.D.	532.70	FT.
	STB. BODY O.D.		FT.
	STB. BODY O.D.		FT.
	RMR. BODY O.D.		FT.
2	SUBS O.D.	6.28	FT.
	BIT OR C.B.		FT.
			FT.
	KELLY DOWN	27.84	FT.
	TOTAL	1838.00	FT.
	WT. OF STRING	65.000	LBS.

BIT RECORD	
BIT NO.	4
SIZE	8¾
MFG.	H.W.
TYPE	RX55R
NOZZLE NO.	1 2
NOZZLE SIZE	16 13
SER. NO.	17981
DEPTH OUT	
DEPTH IN	1671
TOTAL FTG.	167
TOTAL HR. RUN	19
COND. OF BIT	RUN
REAMER NO.	
REAMER TYPE	

MUD RECORD			
TIME	9.30	11.30	2.30
WEIGHT	10.4	10.2	10.1
VISC.-SEC	41	38	36
W.L.-C.C.	10.0	14.6	18.4
FLTR. CK.	1/32	1/32	1/32
PH	8.0	7.0	7.0
SD. CONT. %			
PRESSURE GRADIENT			

MUD & CHEMICALS ADDED

TYPE	AMT.	TYPE	AMT.
Hydrogel	3 SKS.		
Kelzan	1 SK		
Mistarch	5 SKS		

DRILLER: B. Scott

FOOTAGE FROM	TO	DR.-D RM.-R CORE.-C	CORE NO.	FORMATION (SHOW CORE RECOVERY)	ROTARY RPM	WT. ON BIT 1000#	PUMP PRESS	PUMP NO. 1 LINER SIZE	S.P.M.	PUMP NO. 2 LINER SIZE	S.P.M.	METHOD RUN SGL.-S PAR'EL-P COM'D-C
1795	1838	D			40	35	525	5½	60	5½		S
								X		X		
								15"		18"		

DEVIATION RECORD	DEPTH	DEV.	DIRECTION	DEPTH	DEV.	DIRECTION	DEPTH	DEV.	DIRECTION
	1810	1½°							

TIME LOG FROM	TO	ELAPSED TIME	DETAILS OF OPERATIONS IN SEQUENCE AND REMARKS
8.00	12.30	4½	Drlg 8¾ Hole
12.30	12.45	½	Survey @ 1810 Rig Ser. + B.O.P's
12.45	4.00	3¼	Drlg

Changed Oil, Oil Filter + Fuel Filters
Floor Motors, #1 Pump Motors + Rig Light Plant

EVENING TOUR

NO.	DRILLING ASSEMBLY AT END OF TOUR		
13	STANDS D.P.	1288.80	FT.
1	SINGLES D.P.	31.38	FT.
3	D.C. 6¾ I.D. O.D.	90.88	FT.
18	D.C. 6¼ I.D. O.D.	532.70	FT.
	STB. BODY O.D.		FT.
	STB. BODY O.D.		FT.
	RMR. BODY O.D.		FT.
2	SUBS O.D.	6.28	FT.
	BIT OR C.B.		FT.
			FT.
	KELLY DOWN	16.86	FT.
	TOTAL	1890.00	FT.
	WT. OF STRING	66,000	LBS.

BIT RECORD	
BIT NO.	4
SIZE	8¾
MFG.	H.W.
TYPE	RX55R
NOZZLE NO.	1 2
NOZZLE SIZE	16 13
SER. NO.	17981
DEPTH OUT	
DEPTH IN	1671
TOTAL FTG.	219
TOTAL HR. RUN	26
COND. OF BIT	RUN
REAMER NO.	
REAMER TYPE	

MUD RECORD			
TIME	5.00	7.00	10.00
WEIGHT	9.8	9.8	10.0
VISC.-SEC	34	35	34
W.L.-C.C.	7.2	9.6	
FLTR. CK	1/32	1/32	1/32
PH	6.8	6.8	6.4
SD. CONT. %			
PRESSURE GRADIENT			

MUD & CHEMICALS ADDED

TYPE	AMT.	TYPE	AMT.

DRILLER: [illegible]

FOOTAGE FROM	TO	DR.-D RM.-R CORE.-C	CORE NO.	FORMATION (SHOW CORE RECOVERY)	ROTARY RPM	WT. ON BIT 1000#	PUMP PRESS	PUMP NO. 1 LINER SIZE	S.P.M.	PUMP NO. LINER SIZE	S.P.M.	METHOD RUN SGL.-S PAR'EL-P COM'D-C
1838	1890	D			40	35	525	5½	60			S
								X				
								15"				

DEVIATION RECORD	DEPTH	DEV.	DIRECTION	DEPTH	DEV.	DIRECTION	DEPTH	DEV.	DIRECTION
	1873	1½°		1888	1°				

TIME LOG FROM	TO	ELAPSED TIME	DETAILS OF OPERATIONS IN SEQUENCE AND REMARKS
4.00	6.30	2½	Drlg 8¾ Hole
6.30	6.45	¼	Rig Ser.
6.45	10.00	3¼	Drlg 8¾ Hole
10.00	10.15	¼	Survey @ 1873
10.15	11.15	1	Drlg. 8¾ Hole
11.15	11.45	½	Survey @ 1888
11.45	12.00	¼	Drlg 8¾ Hole

DAILY DRILLING REPORT — REPORT NO. 10 — DATE MARCH 8/70

OPERATOR	LEASE	WELL NO.	FIELD OR DIST.	COUNTY	STATE
Husky Oil Ltd	Husky H.B. El. Al. H-10 (318)	H-10	Willowbake River	N.W.T.	

CONTRACTOR	RIG NO.	DRILL PIPE STRING NO.	SIZE	TOOL JOINT	TYPE THD.
S & T DRILLING (WESTERN) CO. LTD.	4	2	4½	6" O.D.	F.H.

SIGNATURE OF OPERATOR'S REPRESENTATIVE: [signature]

SIGNATURE OF CONTRACTOR'S TOOL PUSHER: R.N. Webber

PUMPS NO.	MANUFACTURER	TYPE	STROKE LENGTH
1.	Nat.	C-250	15"
2.	Nat.	C-150	12"
3.			

LAST CASING TUBING OR LINER	SIZE	MAKE	WT. & GR.	NO. JOINTS	FEET	RKB. TO CSG. HD.	SET AT	REMARKS
	9 5/8	Mann	36# J55	11		1620	322	Cement 250 SKS 2% Cal

TIME DISTRIBUTION-HOURS

	MORN	DAY	EVE
RIG UP & TEAR DOWN			
DRILLING ACTUAL	7	7¾	4¾
REAMING			
CONDITIONING MUD & CIRCULATING	½		¼
TRIPS			2½
LUBRICATE RIG		¼	
DEVIATION SURVEY	½	¼	½
TEST B.O.P.			
CUT OFF DRILLING LINE			
REPAIR RIG			
REPAIRING			
WIRE LINE LOGGING			
RUNNING CASING & CEMENTING			
WAITING ON CEMENT			
DRILL STEM TEST			
OTHER			
FISHING			
COMPLETION WORK: A. PERFORATING			
B. TUBING TRIPS			
C. SWABBING			
D. TESTING			
E. ADDITIONAL			
TOTALS	8	8	8

TIME SUMMARY (OFFICE USE ONLY): DAY WORK; HRS. W/DP; HRS. WO/DP; HRS. STANDBY; TOTAL DAY WORK

WIRE LINE RECORD: REEL NO.; NO. OF LINES — SIZE; FEET SLIPPED; FEET CUT OFF; PRESENT LENGTH; TON MI. OR TRIPS SINCE LAST CUT; CUMULATIVE TON MI. OR TRIPS; NO. OF DAYS FROM SPUD; CUMULATIVE ROTATING HRS.

MORNING TOUR

DRILLING ASSEMBLY AT END OF TOUR

NO.			FT.
10	STANDS D.P.		928.81
	SINGLES D.P.		
3	D.C. 6¾ I.D. O.D.		90.88
15	D.C. 6¼ I.D. O.D.		447.35
	STB. BODY O.D.		
	STB. BODY O.D.		
	RMR. BODY O.D.		
2	SUBS O.D.		6.28
	BIT OR C.B.		
	KELLY DOWN		41.50
	TOTAL		1514.82
WT. OF STRING	60,000 LBS.		

BIT RECORD

BIT NO.	3	
SIZE	8¾	
MFG.	H.W.	
TYPE	X55-R	
NOZZLE NO.	1 2	
NOZZLE SIZE	16 13	
SER. NO.	17665	
DEPTH OUT		
DEPTH IN	654	
TOTAL FTG.	860	
TOTAL HR. RUN	73½	
COND. OF BIT	Run	
REAMER NO.		
REAMER TYPE		

MUD RECORD

TIME	1:00	3:00	5:00/7:00
WEIGHT	9.1	9.0+	9.1/9.1
VISC.-SEC	32	32	32/32
W.L.-C.C.	12.8	12.4	12.4
FLTR. CK.	1/32	1/32	1/32
PH	8.0	8.0	8.0
SD. CONT. %			
PRESSURE GRADIENT			

MUD & CHEMICALS ADDED: TYPE / AMT. / TYPE / AMT.

DRILLER: B. Scott

FOOTAGE

FROM	TO	DR.-D RM.-R CORE-C	CORE NO.	FORMATION (SHOW CORE RECOVERY)	ROTARY RPM	WT. ON BIT 1000#	PUMP PRESS	PUMP NO. 1 LINER SIZE	PUMP NO. 1 S.P.M.	PUMP NO. LINER SIZE	PUMP NO. S.P.M.	METHOD RUN SGL-S PAR'EL-P COM'D-C
1410	1504	D			40	30	500	5½ X 15"	60			S

DEVIATION RECORD: DEPTH 1410, DEV. ¾; DEPTH 1504, DEV. ¾°

TIME LOG FROM	TO	ELAPSED TIME	DETAILS OF OPERATIONS IN SEQUENCE AND REMARKS
12:00	1:00	1	Drlg 8¾ Hole
1:00	1:15	¼	Survey @ 1410, Rig Ser
1:15	4:30	3¼	Drlg
4:30	5:00	½	Circ. Sample @ 1466
5:00	7:45	2¾	Drlg
7:45	8:00	¼	Survey @ 1504

DAY TOUR

DRILLING ASSEMBLY AT END OF TOUR

NO.			FT.
11	STANDS D.P.		1022.17
2	SINGLES D.P.		63.36
3	D.C. 6¾ I.D. O.D.		90.88
15	D.C. 6¼ I.D. O.D.		447.35
	STB. BODY O.D.		
	STB. BODY O.D.		
	RMR. BODY O.D.		
2	SUBS O.D.		6.28
	BIT OR C.B.		
	KELLY DOWN		34.96
	TOTAL		1665.00
WT. OF STRING	28,000 LBS.		

BIT RECORD

BIT NO.	3	
SIZE	8¾	
MFG.	H.W.	
TYPE	X55-R	
NOZZLE NO.	1 2	
NOZZLE SIZE	16 13	
SER. NO.	17665	
DEPTH OUT		
DEPTH IN	654	
TOTAL FTG.	1012	
TOTAL HR. RUN	8½	
COND. OF BIT	Run	
REAMER NO.		
REAMER TYPE		

MUD RECORD

TIME	9:00	11:00	2:30
WEIGHT	9.3	9.5+	9.8
VISC.-SEC	32	34	35
W.L.-C.C.		14.8	5.4
FLTR. CK.		1/32	1/32
PH		11.5	10.5
SD. CONT. %			
PRESSURE GRADIENT			

MUD & CHEMICALS ADDED: TYPE / AMT. / TYPE / AMT.
Hi Vis 200# Milstarch 500#
Caustic 50# [illegible]

DRILLER: B. Scott

FOOTAGE

FROM	TO	DR.-D RM.-R CORE-C	CORE NO.	FORMATION (SHOW CORE RECOVERY)	ROTARY RPM	WT. ON BIT 1000#	PUMP PRESS	PUMP NO. 1 LINER SIZE	PUMP NO. 1 S.P.M.	PUMP NO. LINER SIZE	PUMP NO. S.P.M.	METHOD RUN SGL-S PAR'EL-P COM'D-C
1514	1665	D			40	30	500	5½ X 15"	60			S

DEVIATION RECORD: DEPTH 1598, DEV. ½°

TIME LOG FROM	TO	ELAPSED TIME	DETAILS OF OPERATIONS IN SEQUENCE AND REMARKS
8:00	8:15	¼	Rig Ser. & B.O.Ps + Kelly Valve
8:15	12:30	4¼	Drlg
12:30	12:45	¼	Survey @ 1598
12:45	4:00	3¼	Drlg

EVENING TOUR

DRILLING ASSEMBLY AT END OF TOUR

NO.			FT.
11	STANDS D.P.		1025.30
1	SINGLES D.P.		31.74
3	D.C. 6¾ I.D. O.D.		90.88
18	D.C. I.D. O.D.		532.70
	STB. BODY O.D.		
	STB. BODY O.D.		
	RMR. BODY O.D.		
1	SUBS O.D.		2.63
	BIT OR C.B.		3.65
	KELLY DOWN		33.30
	TOTAL		1720.00
WT. OF STRING	65,000 LBS.		

BIT RECORD

BIT NO.	3	4
SIZE	8¾	8¾
MFG.	H.W.	H.W.
TYPE	X55R	X55R
NOZZLE NO.	1 2	1 2
NOZZLE SIZE	16 13	16 13
SER. NO.	17665	17981
DEPTH OUT	1671	
DEPTH IN	654	1671
TOTAL FTG.	1018	49
TOTAL HR. RUN	8½	4¼
COND. OF BIT	621	RUN
REAMER NO.		
REAMER TYPE		

MUD RECORD

TIME	4:30	8:00	12:00
WEIGHT	10	10	10.1
VISC.-SEC	35	35	34
W.L.-C.C.	5.8	6.4	7.8
FLTR. CK	1/32	1/32	1/32
PH	10.5	10.5	10.5
SD. CONT. %			
PRESSURE GRADIENT			

MUD & CHEMICALS ADDED: TYPE / AMT. / TYPE / AMT.

DRILLER: [signature]

FOOTAGE

FROM	TO	DR.-D RM.-R CORE-C	CORE NO.	FORMATION (SHOW CORE RECOVERY)	ROTARY RPM	WT. ON BIT 1000#	PUMP PRESS	PUMP NO. LINER SIZE	PUMP NO. S.P.M.	PUMP NO. LINER SIZE	PUMP NO. S.P.M.	METHOD RUN SGL-S PAR'EL-P COM'D-C
1665	1671	D			40	30	450	5½	60			S
1671	1720	D			40	35	450	X 15				

DEVIATION RECORD: DEPTH 1693, DEV. 1¼°; DEPTH 1671, DEV. 1¾°

TIME LOG FROM	TO	ELAPSED TIME	DETAILS OF OPERATIONS IN SEQUENCE AND REMARKS
4:00	4:30	½	Drlg. 8¾ Hole 10:00-12:00 Drlg 8¾ Hole
4:30	4:45	¼	Circ Sample
4:45	5:00	¼	Survey @ 1671 + Rig Ser.
5:00	6:00	1	Pull Out for Bit #3
6:00	6:45	¾	Change Bit + ✓ Blind Rams + Pick up 3 Drill Collars
6:45	7:30	¾	Run in w/ Bit #4
7:30	9:45	2¼	Drlg 8¾ Hole
9:45	10:00	¼	Survey @ 1693

DAILY DRILLING REPORT

REPORT NO. 7 DATE MARCH 5/80

OPERATOR	LEASE	WELL NO.	FIELD OR DIST.	COUNTY	STATE
HUSKY OIL LTD	HUSKY H.B. ET AL 3/7	H10	WILLOW LAKE RIVER		N.W.T.

CONTRACTOR	RIG NO.	DRILL PIPE STRING NO.	SIZE	TOOL JOINT O.D.	TYPE THD.
S & T DRILLING (WESTERN) CO. LTD.	4	21	4½	6	HF

SIGNATURE OF OPERATOR'S REPRESENTATIVE: [illegible]

SIGNATURE OF CONTRACTOR'S TOOL PUSHER: R.H. Webber

PUMPS NO.	MANUFACTURER	TYPE	STROKE LENGTH
1.	NAT	C 250	15
2.	NAT	C 150	12
3.			

LAST CASING TUBING OR LINER	SIZE	MAKE	WT. & GR.	NO. JOINTS	FEET	RKB. TO CSG. HD.	SET AT	REMARKS
	9 5/8	MAAN	36 #J55	11		1620	322	CEMENT 250 SACKS 2% CAL

TIME DISTRIBUTION-HOURS

	MORN	DAY	EVE
RIG UP & TEAR DOWN	7¾		
DRILLING ACTUAL		7½	7¼
REAMING			
CONDITIONING MUD & CIRCULATING			
TRIPS			
LUBRICATE RIG	¼	¼	½
DEVIATION SURVEY		¼	
TEST B.O.P.			
CUT OFF DRILLING LINE			
REPAIR RIG			
BORING			
WIRE LINE LOGGING			
RUNNING CASING & CEMENTING			
WAITING ON CEMENT			
DRILL STEM TEST			
OTHER			
FISHING			
COMPLETION WORK: A. PERFORATING			
B. TUBING TRIPS			
C. SWABBING			
D. TESTING			
E. ADDITIONAL			
TOTALS	8	8	8

TIME SUMMARY (OFFICE USE ONLY)

DAY WORK
HRS. W/DP
HRS. WO/DP
HRS. STANDBY
TOTAL DAY WORK

WIRE LINE RECORD

REEL NO.
NO. OF LINES SIZE
FEET SLIPPED
FEET CUT OFF
PRESENT LENGTH
TON MI. OR TRIPS SINCE LAST CUT
CUMULATIVE TON MI. OR TRIPS
NO. OF DAYS FROM SPUD
CUMULATIVE ROTATING HRS.

MORNING TOUR

DRILLING ASSEMBLY AT END OF TOUR		
6	STANDS D.P.	654.42 FT.
1	SINGLES D.P.	30.06 FT.
3	D.C. 6¾ I.D. 4 O.D.	90.88 FT.
15	D.C. I.D. O.D.	447.35 FT.
	STB. BODY O.D.	FT.
	STB. BODY O.D.	FT.
	RMR. BODY O.D.	FT.
	SUBS O.D.	FT.
	BIT OR C.B.	3.65 FT.
		FT.
	KELLY DOWN	15.64 FT.
	TOTAL	1243.00 FT.
WT. OF STRING	54 M	LBS.

BIT RECORD		
BIT NO.	3	
SIZE	8¾	
MFG.	HW	
TYPE	XS5A	
NOZZLE NO.	1-16	
NOZZLE SIZE	2-13	
SER. NO.	17665	
DEPTH OUT		
DEPTH IN	654	
TOTAL FTG.	589	
TOTAL HR. RUN	51¼	
COND. OF BIT	RUN	
REAMER NO.		
REAMER TYPE		

MUD RECORD			
TIME	12:00	3:00	6:00
WEIGHT	9.1	9.1	9.1
VISC.-SEC	36	34	34
W.L.-C.C.	9.6		11.4
FLTR. CK.	1/32		1/32
PH	8.0		8.0
SD. CONT. %			
PRESSURE GRADIENT			

MUD & CHEMICALS ADDED

TYPE	AMT.	TYPE	AMT.
CAUSTIC	50#		

DRILLER: C. Saulnier

FOOTAGE FROM	TO	DR.-D RM.-R CORE.-C	CORE NO.	FORMATION (SHOW CORE RECOVERY)	ROTARY RPM	WT. ON BIT 1000#	PUMP PRESS	PUMP NO. LINER SIZE	S.P.M.	PUMP NO. LINER SIZE	S.P.M.	METHOD RUN SGL.-S PAR'EL-P COM'D-C
1153	1243	D		FUEL & FOOTAGES	40	30	450	8¾	60	5½		S
								X		X		
								15		12		

DEVIATION RECORD	DEPTH	DEV.	DIRECTION	DEPTH	DEV.	DIRECTION	DEPTH	DEV.	DIRECTION

TIME LOG FROM	TO	ELAPSED TIME	DETAILS OF OPERATIONS IN SEQUENCE AND REMARKS
12:00	1:45	1¾	Drlg 8¾ hole
1:45	2:00	¼	Rig ser
2:00	8:00	6	Drlg 8¾ hole

DAY TOUR

DRILLING ASSEMBLY AT END OF TOUR		
8	STANDS D.P.	747.81 FT.
	SINGLES D.P.	FT.
	D.C. I.D. O.D.	90.88 FT.
	D.C. I.D. O.D.	447.35 FT.
	STB. BODY O.D.	FT.
	STB. BODY O.D.	FT.
	RMR. BODY O.D.	FT.
	SUBS O.D.	FT.
	BIT ~~OR C.B.~~	3.65 FT.
		FT.
	KELLY DOWN	37.31 FT.
	TOTAL	1290.00 FT.
WT. OF STRING	54 M	LBS.

BIT RECORD		
BIT NO.	3	
SIZE	8¾	
MFG.	H.W.	
TYPE	XS5A	
NOZZLE NO.	2	
NOZZLE SIZE	6 13	
SER. NO.	17665	
DEPTH OUT		
DEPTH IN	654	
TOTAL FTG.	673	
TOTAL HR. RUN	58¾	
COND. OF BIT	RUN	
REAMER NO.		
REAMER TYPE		

MUD RECORD			
TIME	8:30	12:00	3:30
WEIGHT	9.1	9.2	9.1
VISC.-SEC	34	35	33
W.L.-C.C.	11.4	11.0	9.6
FLTR. CK.	1/32	1/32	1/32
PH	8.0	9.0	8.0
SD. CONT. %			
PRESSURE GRADIENT			

MUD & CHEMICALS ADDED

TYPE	AMT.	TYPE	AMT.
GEL	5 SXS	CMC	1 SXS
KELZAN	1 SXS		
CHROME A	1 SXS		

DRILLER: [illegible]

FOOTAGE FROM	TO	DR.-D RM.-R CORE.-C	CORE NO.	FORMATION (SHOW CORE RECOVERY)	ROTARY RPM	WT. ON BIT 1000#	PUMP PRESS	PUMP NO. LINER SIZE	S.P.M.	PUMP NO. LINER SIZE	S.P.M.	METHOD RUN SGL.-S PAR'EL-P COM'D-C
1243	1327	D			40	30	450	5½	60	5½		S
								X		X		
								15		12		

DEVIATION RECORD	DEPTH	DEV.	DIRECTION	DEPTH	DEV.	DIRECTION	DEPTH	DEV.	DIRECTION
	1290	½°							

TIME LOG FROM	TO	ELAPSED TIME	DETAILS OF OPERATIONS IN SEQUENCE AND REMARKS
8:00	10:00	2	DRLG 8¾ HOLE
10:00	10:15	¼	RIG SER & BOP'S + KELLY COCK
10:15	1:15	3	DRLG 8¾ HOLE
1:15	1:30	¼	SURVEY @ 1290
1:30	2:00	½	DRLG 8¾ HOLE

EVENING TOUR

DRILLING ASSEMBLY AT END OF TOUR		
7	STANDS D.P.	834.22 FT.
	SINGLES D.P.	FT.
3	D.C. 6¾ I.D. O.D.	90.88 FT.
15	D.C. 6¾ I.D. O.D.	447.35 FT.
	STB. BODY O.D.	FT.
	STB. BODY O.D.	FT.
	RMR. BODY O.D.	FT.
	SUBS O.D.	FT.
	BIT ~~OR C.B.~~	3.65 FT.
		FT.
	KELLY DOWN	29.90 FT.
	TOTAL	1410.00 FT.
WT. OF STRING	55 M.	LBS.

BIT RECORD		
BIT NO.	3	
SIZE	8¾	
MFG.	H.W.	
TYPE	XS5A	
NOZZLE NO.	2	
NOZZLE SIZE	6 13	
SER. NO.	17665	
DEPTH OUT		
DEPTH IN	654	
TOTAL FTG.	756	
TOTAL HR. RUN	66½	
COND. OF BIT	RUN	
REAMER NO.		
REAMER TYPE		

MUD RECORD			
TIME	6:00	8:00	11:00
WEIGHT	9.1	9.1	9.1
VISC.-SEC	34	32	31
W.L.-C.C.	12	13.4	13.6
FLTR. CK.	1/32	1/32	1/32
PH	8.0	8.0	8.0
SD. CONT. %			
PRESSURE GRADIENT			

MUD & CHEMICALS ADDED

TYPE	AMT.	TYPE	AMT.

DRILLER:

FOOTAGE FROM	TO	DR.-D RM.-R CORE.-C	CORE NO.	FORMATION (SHOW CORE RECOVERY)	ROTARY RPM	WT. ON BIT 1000#	PUMP PRESS	PUMP NO. LINER SIZE	S.P.M.	PUMP NO. LINER SIZE	S.P.M.	METHOD RUN SGL.-S PAR'EL-P COM'D-C
1327	1410	D			40	30	450	5½	60	5½		S
								X		X		
								15		12		

DEVIATION RECORD	DEPTH	DEV.	DIRECTION	DEPTH	DEV.	DIRECTION	DEPTH	DEV.	DIRECTION

TIME LOG FROM	TO	ELAPSED TIME	DETAILS OF OPERATIONS IN SEQUENCE AND REMARKS
4:00	4:15	¼	Rig Ser.
4:15	12:00	7¾	Drlg 8¾ Hole

Mar 6

DAILY DRILLING REPORT

REPORT NO. 9 DATE MARCH 6

OPERATOR	LEASE	WELL NO.	FIELD OR DIST.	COUNTY	STATE
HUSKY OIL LTD	HUSKY HB ET AL	H-10	WILLOW LAKES RIVER		N.W.T.

CONTRACTOR	RIG NO.	DRILL PIPE STRING NO.	SIZE	TOOL JOINT O.D.	TYPE THD.
S&T DRILLING (WESTERN) CO. LTD.	4	2	4½	6	FH

SIGNATURE OF OPERATOR'S REPRESENTATIVE: [illegible]

SIGNATURE OF CONTRACTOR'S TOOL PUSHER: L.H. Webber

PUMPS NO.	MANUFACTURER	TYPE	STROKE LENGTH
1.	NAT	C-250	15
2.	NAT	C-150	12
3.			

LAST CASING TUBING OR LINER	SIZE	MAKE	WT. & GR.	NO. JOINTS	FEET	RKB. TO CSG. HD.	SET AT	REMARKS
	9⅝	MANN	36# J3	11		11.30	322	CEMENTED 250 SKS 2% CAL

TIME DISTRIBUTION–HOURS

	MORN	DAY	EVE
RIG UP & TEAR DOWN			
DRILLING ACTUAL	7¼	7¾	7½
REAMING			
CONDITIONING MUD & CIRCULATING			
TRIPS			
LUBRICATE RIG	¼	¼	¼
DEVIATION SURVEY	¾		¼
TEST B.O.P.			
CUT OFF DRILLING LINE			
REPAIR RIG			
REDRILLING			
WIRE LINE LOGGING			
RUNNING CASING & CEMENTING			
WAITING ON CEMENT			
DRILL STEM TEST			
OTHER			
FISHING			
COMPLETION WORK: A. PERFORATING			
B. TUBING TRIPS			
C. SWABBING			
D. TESTING			
E. ADDITIONAL			
TOTALS	8	8	8

TIME SUMMARY (OFFICE USE ONLY)

DAY WORK			
HRS. W/DP			
HRS. WO/DP			
HRS. STANDBY			
TOTAL DAY WORK			

WIRE LINE RECORD

REEL NO.	
NO. OF LINES	SIZE
FEET SLIPPED	
FEET CUT OFF	
PRESENT LENGTH	
TON MI. OR TRIPS SINCE LAST CUT	
CUMULATIVE TON MI. OR TRIPS	
NO. OF DAYS FROM SPUD	
CUMULATIVE ROTATING HRS.	

MORNING TOUR

NO.	DRILLING ASSEMBLY AT END OF TOUR		
4	STANDS D.P.	373.46	FT.
1	SINGLES D.P.	30.97	FT.
3	D.C. 6 3/4 I.D. 2 1/4 O.D.	90.88	FT.
15	D.C. 6 1/4 I.D. 2 1/4 O.D.	447.35	FT.
	STB. BODY O.D.		FT.
	STB. BODY O.D.		FT.
	RMR. BODY O.D.		FT.
	SUBS O.D.		FT.
1	BIT OR C.B.	3.65	FT.
			FT.
	KELLY DOWN	27.00	FT.
	TOTAL	974	FT.
	WT. OF STRING	48 M	LBS.

BIT RECORD		
BIT NO.	3	
SIZE	8¾	
MFG.	H W	
TYPE	X55R	
NOZZLE NO.	2-13	
NOZZLE SIZE	1-16	
SER. NO.	17665	
DEPTH OUT		
DEPTH IN	654	
TOTAL FTG.	320	
TOTAL HR. RUN	28¾	
COND. OF BIT	RUN	
REAMER NO.		
REAMER TYPE		

MUD RECORD			
TIME	12:00	3:00	6:00
WEIGHT	8.8	8.8	8.8
VISC.-SEC	34	34	33
W.L.-C.C.		10.6	
FLTR. CK.		1/32	
PH	10.5	10.0	10.0
SD. CONT. %			
PRESSURE GRADIENT			

MUD & CHEMICALS ADDED

TYPE	AMT.	TYPE	AMT.
CMC	1	1 SAX	

DRILLER: C. Saulnier

FOOTAGE FROM	TO	DR.-D RM.-R CORE.-C	CORE NO.	FORMATION (SHOW CORE RECOVERY)	ROTARY RPM	WT. ON BIT 1000#	PUMP PRESS	PUMP NO. LINER SIZE	PUMP NO. S.P.M.	PUMP NO. LINER SIZE	PUMP NO. S.P.M.	METHOD RUN SGL.-S PAR'EL-P COM'D-C
886	974	D			40	30	450	5½ x 15	60	5½ x 15		S

DEVIATION RECORD	DEPTH	DEV.	DIRECTION	DEPTH	DEV.	DIRECTION	DEPTH	DEV.	DIRECTION
	895	¾							

TIME LOG FROM	TO	ELAPSED TIME	DETAILS OF OPERATIONS IN SEQUENCE AND REMARKS
12.00	12.45	¾	DRLG 8¾ HOLE
12.45	1.00	¼	Survey @ 895 and Rig Ser
1.00	6.00	7	DRLG 8¾ HOLE

DAY TOUR

NO.	DRILLING ASSEMBLY AT END OF TOUR		
5	STANDS D.P.	46.99	FT.
1	SINGLES D.P.	31.23	FT.
3	D.C. 6 3/4 I.D. 2 1/4 O.D.	90.88	FT.
15	D.C. 6 1/4 I.D. 2 1/4 O.D.	447.35	FT.
	STB. BODY O.D.		FT.
	STB. BODY O.D.		FT.
	RMR. BODY O.D.		FT.
	SUBS O.D.		FT.
1	BIT OR C.B.	3.65	FT.
			FT.
	KELLY DOWN	25.90	FT.
	TOTAL	1065.00	FT.
	WT. OF STRING	50 M	LBS.

BIT RECORD		
BIT NO.	3	
SIZE	8¾	
MFG.	H.W.	
TYPE	X55R	
NOZZLE NO.	1 2	
NOZZLE SIZE	16 13	
SER. NO.	17665	
DEPTH OUT		
DEPTH IN	654	
TOTAL FTG.	411	
TOTAL HR. RUN	36	
COND. OF BIT	RUN	
REAMER NO.		
REAMER TYPE		

MUD RECORD			
TIME	8.30	12.30	3.00
WEIGHT	8.8	8.9	8.9
VISC.-SEC	32	35	35
W.L.-C.C.	13.4	14.4	13.8
FLTR. CK.	2/32	2/32	2/32
PH	10	8	8
SD. CONT. %			
PRESSURE GRADIENT			

MUD & CHEMICALS ADDED

TYPE	AMT.	TYPE	AMT.
Gel	5	Bags	
Kelzan XT		Bags	
SMC	1	Bag	

DRILLER: E. Mahnivan

FOOTAGE FROM	TO	DR.-D RM.-R CORE.-C	CORE NO.	FORMATION (SHOW CORE RECOVERY)	ROTARY RPM	WT. ON BIT 1000#	PUMP PRESS	PUMP NO. LINER SIZE	PUMP NO. S.P.M.	PUMP NO. LINER SIZE	PUMP NO. S.P.M.	METHOD RUN SGL.-S PAR'EL-P COM'D-C
974	1065	D			40	30	450	5½ x 15	60	5½ x 12		S

DEVIATION RECORD	DEPTH	DEV.	DIRECTION	DEPTH	DEV.	DIRECTION	DEPTH	DEV.	DIRECTION

TIME LOG FROM	TO	ELAPSED TIME	DETAILS OF OPERATIONS IN SEQUENCE AND REMARKS
8.00	9.00	1	DRLG 8¾ HOLE
9.00	9.15	¼	Rig SER / BOP'S – KELLY COCK
9.15	4.00	6¾	DRLG 8¾ HOLE

EVENING TOUR

NO.	DRILLING ASSEMBLY AT END OF TOUR		
6	STANDS D.P.	561.54	FT.
11	SINGLES D.P.	31.23	FT.
3	D.C. 6 3/4 I.D. 2 1/4 O.D.	90.88	FT.
	D.C. I.D. O.D.	447.35	FT.
	STB. BODY O.D.		FT.
	STB. BODY O.D.		FT.
	RMR. BODY O.D.		FT.
	SUBS O.D.		FT.
	BIT OR C.B.	3.65	FT.
			FT.
	KELLY DOWN	17.50	FT.
	TOTAL	1113.09	FT.
	WT. OF STRING	50 M	LBS.

BIT RECORD		
BIT NO.	3	
SIZE	8¾	
MFG.	H.W.	
TYPE	X55R	
NOZZLE NO.	2	
NOZZLE SIZE	16 13	
SER. NO.	17665	
DEPTH OUT		
DEPTH IN	654	
TOTAL FTG.	498	
TOTAL HR. RUN	43½	
COND. OF BIT		
REAMER NO.		
REAMER TYPE		

MUD RECORD			
TIME	6.00	8.00	10.00
WEIGHT	9	9.0	9.0
VISC.-SEC	34	34	35
W.L.-C.C.	12		8.6
FLTR. CK	2/32		1/32
PH	8.0	8.0	8.0
SD. CONT. %			
PRESSURE GRADIENT			

MUD & CHEMICALS ADDED

TYPE	AMT.	TYPE	AMT.
CMC	100#		

DRILLER:

FOOTAGE FROM	TO	DR.-D RM.-R CORE.-C	CORE NO.	FORMATION (SHOW CORE RECOVERY)	ROTARY RPM	WT. ON BIT 1000#	PUMP PRESS	PUMP NO. LINER SIZE	PUMP NO. S.P.M.	PUMP NO. LINER SIZE	PUMP NO. S.P.M.	METHOD RUN SGL.-S PAR'EL-P COM'D-C
1065	1113				40	30	450	5½ x 15	60			S

DEVIATION RECORD	DEPTH	DEV.	DIRECTION	DEPTH	DEV.	DIRECTION	DEPTH	DEV.	DIRECTION
	1113	¼							

TIME LOG FROM	TO	ELAPSED TIME	DETAILS OF OPERATIONS IN SEQUENCE AND REMARKS
4.00	5.30	1½	DRLG 8¾ HOLE
5.30	6.00	½	Rig SER
6.00	8.15	2¼	DRLG 8¾ HOLE
8.15	8.45	½	Survey @ 1113 and pump some sand Lense
8.45	12.00	3¼	Drlg 8¾ Hole / Hydril 5 and pipe Ram on Conn

Mar 5

DAILY DRILLING REPORT

REPORT NO. 7 DATE March 6

OPERATOR	LEASE	WELL NO.	FIELD OR DIST.	COUNTY	STATE
Husky Oil Ltd	Husky H.B. ET AL. Willow Lake	H10	Willow Lake		N.W.T.

CONTRACTOR	RIG NO.	DRILL PIPE STRING NO.	SIZE	TOOL JOINT	TYPE THD.
S & T DRILLING (WESTERN) CO. LTD.	4	2	4½	6" O.D.	F.H.

SIGNATURE OF OPERATOR'S REPRESENTATIVE: [illegible]

SIGNATURE OF CONTRACTOR'S TOOL PUSHER: [illegible]

PUMPS NO.	MANUFACTURER	TYPE	STROKE LENGTH
1.	NAT	250	15
2.	NAT	150	12
3.			

LAST CASING TUBING OR LINER	SIZE	MAKE	WT. & GR.	NO. JOINTS	FEET	RKB. TO CSG. HD.	SET AT	REMARKS
	9⅝	MANN	#36 JS	11			322	Cemented 250 SX 3% CaCl

TIME DISTRIBUTION—HOURS

	MORN	DAY	EVE
RIG UP & TEAR DOWN			
DRILLING ACTUAL	6½	7	7
REAMING			
CONDITIONING MUD & CIRCULATING			¾
TRIPS	1¼		
LUBRICATE RIG	¼	¼	¼
DEVIATION SURVEY		¾	
TEST B.O.P.			
CUT OFF DRILLING LINE			
REPAIR RIG			
FISHING			
WIRE LINE LOGGING			
RUNNING CASING & CEMENTING			
WAITING ON CEMENT			
DRILL STEM TEST			
OTHER			
FISHING			
COMPLETION WORK A. PERFORATING			
B. TUBING TESTS			
C. SWABBING			
D. TESTING			
E. ADDITIONAL			
TOTALS	8	8	8

TIME SUMMARY (OFFICE USE ONLY)

DAY WORK			
HRS. W/DP			
HRS. WO/DP			
HRS. STANDBY			
TOTAL DAY WORK			

WIRE LINE RECORD

REEL NO.	
NO. OF LINES	SIZE
FEET SLIPPED	
FEET CUT OFF	
PRESENT LENGTH	
TON MI. OR TRIPS SINCE LAST CUT	
CUMULATIVE TON MI. OR TRIPS	
NO. OF DAYS FROM SPUD	
CUMULATIVE ROTATING HRS.	

MORNING TOUR

NO.	DRILLING ASSEMBLY AT END OF TOUR		
1	STANDS D.P.	93.49	FT.
2	SINGLES D.P.	61.18	FT.
3	D.C. 6¾ I.D. O.D.	90.88	FT.
15	D.C. 6¼ I.D. O.D.	447.35	FT.
	STB. BODY O.D.		FT.
	STB. BODY O.D.		FT.
	RMR. BODY O.D.		FT.
	SUBS ~~OD~~ Change O.D.		FT.
	BIT OR C.B.	3.65	FT.
			FT.
	KELLY DOWN	15.45	FT.
	TOTAL	713.00	FT.
WT. OF STRING	48M		LBS.

BIT RECORD		
BIT NO.	3	
SIZE	8¾	
MFG.	HW	
TYPE	X55R	
NOZZLE NO.	2-13	
NOZZLE SIZE	1-16	
SER. NO.	17665	
DEPTH OUT		
DEPTH IN	654	
TOTAL FTG.	59	
TOTAL HR. RUN	6½	
COND. OF BIT		
REAMER NO.		
REAMER TYPE		

MUD RECORD			
TIME	12:30	3:30	6:00
WEIGHT	8.7	8.7	8.7
VISC.-SEC	34	35	35
W.L.-C.C.			8.6
FLTR. CK.			1/32
PH	8.0	8.0	8.0
SD. CONT. %			
PRESSURE GRADIENT			

MUD & CHEMICALS ADDED TYPE	AMT.	TYPE	AMT.
GEL	300#	CMC	50#
KELZAN	50#		
[redacted]			

DRILLER: C Saulnier

FOOTAGE FROM	TO	DR.-D RM.-R CORE.-C	CORE NO.	FORMATION (SHOW CORE RECOVERY)	ROTARY RPM	WT. ON BIT 1000#	PUMP PRESS	PUMP NO. LINER SIZE	S.P.M.	PUMP NO. LINER SIZE	S.P.M.	METHOD RUN SGL.-S PAR'EL-P COM'D-C
654	713				40	25-30	450	5½ X 15	66			S

DEVIATION RECORD	DEPTH	DEV.	DIRECTION	DEPTH	DEV.	DIRECTION	DEPTH	DEV.	DIRECTION

TIME LOG FROM	TO	ELAPSED TIME	DETAILS OF OPERATIONS IN SEQUENCE AND REMARKS
12:00	12:15	¼	Rig Ser
12:15	1:30	1¼	Run in hole pick up 6 drill collars
1:30	8:00	6½	Drlg 8¾ hole

DAY TOUR

NO.	DRILLING ASSEMBLY AT END OF TOUR		
2	STANDS D.P.	187.02	FT.
1	SINGLES D.P.	30.77	FT.
3	D.C. 6¾ I.D. O.D.	90.88	FT.
15	D.C. 6¼ I.D. O.D.	447.35	FT.
	STB. BODY O.D.		FT.
	STB. BODY O.D.		FT.
	RMR. BODY O.D.		FT.
	SUBS O.D.		FT.
	BIT OR C.B.	3.65	FT.
			FT.
	KELLY DOWN	20.32	FT.
	TOTAL	780.00	FT.
WT. OF STRING	48M		LBS.

BIT RECORD		
BIT NO.	3	
SIZE	8¾	
MFG.	H.W.	
TYPE	X55R	
NOZZLE NO.	2-13	
NOZZLE SIZE	1-16	
SER. NO.	17665	
DEPTH OUT		
DEPTH IN	654	
TOTAL FTG.	126	
TOTAL HR. RUN	13½	
COND. OF BIT	Run	
REAMER NO.		
REAMER TYPE		

MUD RECORD			
TIME	8:00	12:00	5:30
WEIGHT	8.7	8.7	8.7
VISC.-SEC	32	35	36
W.L.-C.C.	10.6	9.0	9.6
FLTR. CK.	2/32	2/32	2/32
PH	8.0	9.5	9.5
SD. CONT. %			
PRESSURE GRADIENT			

MUD & CHEMICALS ADDED TYPE	AMT.	TYPE	AMT.
GAUSTIC	1 SAK		
KELZAN	1 SAK		
GEL	5 SAK		

DRILLER: E Mohringer

FOOTAGE FROM	TO	DR.-D RM.-R CORE.-C	CORE NO.	FORMATION (SHOW CORE RECOVERY)	ROTARY RPM	WT. ON BIT 1000#	PUMP PRESS	PUMP NO. LINER SIZE	S.P.M.	PUMP NO. LINER SIZE	S.P.M.	METHOD RUN SGL.-S PAR'EL-P COM'D-C
713	780	D	E		40	30	450	5½ X 15	60	5½ X 12		S

DEVIATION RECORD	DEPTH	DEV.	DIRECTION	DEPTH	DEV.	DIRECTION	DEPTH	DEV.	DIRECTION
	739	1°		770	1°				

TIME LOG FROM	TO	ELAPSED TIME	DETAILS OF OPERATIONS IN SEQUENCE AND REMARKS
8:00	8:15	¼	Rig Ser & BOP's
8:15	11:00	2¾	Drlg. 8¾ Hole
11:00	11:30	½	Survey Twice @ 739
11:30	2:45	3¼	Drlg 8¾ Hole
2:45	3:00	¼	Survey @ 770
3:00	4:00	1	Drlg 8¾ Hole

EVENING TOUR

NO.	DRILLING ASSEMBLY AT END OF TOUR		
3	STANDS D.P.	279.55	FT.
1	SINGLES D.P.	31.40	FT.
3	D.C. I.D. O.D.	90.88	FT.
15	D.C. I.D. O.D.	447.35	FT.
	STB. BODY O.D.		FT.
	STB. BODY O.D.		FT.
	RMR. BODY O.D.		FT.
	SUBS O.D.		FT.
	BIT OR C.B.	3.65	FT.
			FT.
	KELLY DOWN	33.46	FT.
	TOTAL	886.69	FT.
WT. OF STRING	48M		LBS.

BIT RECORD		
BIT NO.	3	
SIZE	8¾	
MFG.	H.W.	
TYPE	X55R	
NOZZLE NO.	1 2	
NOZZLE SIZE	16 13	
SER. NO.	17665	
DEPTH OUT		
DEPTH IN	654	
TOTAL FTG.	232	
TOTAL HR. RUN	20½	
COND. OF BIT	Run	
REAMER NO.		
REAMER TYPE		

MUD RECORD			
TIME	6:00	8:00	10:00
WEIGHT	8.8	8.8	8.8
VISC.-SEC	35	36	35
W.L.-C.C.		9.6	
FLTR. CK		1/32	
PH	10.5	10.0	10.5
SD. CONT. %			
PRESSURE GRADIENT			

MUD & CHEMICALS ADDED TYPE	AMT.	TYPE	AMT.

DRILLER:

FOOTAGE FROM	TO	DR.-D RM.-R CORE.-C	CORE NO.	FORMATION (SHOW CORE RECOVERY)	ROTARY RPM	WT. ON BIT 1000#	PUMP PRESS	PUMP NO. LINER SIZE	S.P.M.	PUMP NO. LINER SIZE	S.P.M.	METHOD RUN SGL.-S PAR'EL-P COM'D-C
780	886				40	30	450	5½ X 15	60	5½ X 12		S

DEVIATION RECORD	DEPTH	DEV.	DIRECTION	DEPTH	DEV.	DIRECTION	DEPTH	DEV.	DIRECTION

TIME LOG FROM	TO	ELAPSED TIME	DETAILS OF OPERATIONS IN SEQUENCE AND REMARKS
4:00	4:15	¼	Rig Ser.
4:15	8:30	4¼	Drlg. 8¾ Hole
8:30	9:15	¾	Circ Bottom Hole Sample & Wait on Results
9:15	12:00	2¾	Drlg 8¾ Hole

Mar 4

DAILY DRILLING REPORT

REPORT NO. 9 DATE March 4

OPERATOR	LEASE	WELL NO.	FIELD OR DIST.	COUNTY	STATE
Husky Oil LTD	Husky H.B. ET Al Willow Lake	H10	Willow Lake H10	N.W.T.	

CONTRACTOR	RIG NO.	DRILL PIPE STRING NO.	SIZE	TOOL JOINT O.D.	TYPE THD.
S & T DRILLING (WESTERN) CO. LTD.	4	2	4½"	6	F.H.

SIGNATURE OF OPERATOR'S REPRESENTATIVE: [illegible]

SIGNATURE OF CONTRACTOR'S TOOL PUSHER:

PUMPS

NO.	MANUFACTURER	TYPE	STROKE LENGTH
1.	NAT	250	15"
2.	NAT	150	12"
3.			

LAST CASING TUBING OR LINER	SIZE	MAKE	WT. & GR.	NO. JOINTS	FEET	RKB. TO CSG. HD.	SET AT	REMARKS
	9⅝	MANNS	36# JS	11			322	cemented 250 SAX 2% cal.

TIME DISTRIBUTION-HOURS

	MORN	DAY	EVE
RIG UP & TEAR DOWN			
DRILLING ACTUAL		3	6½
REAMING	½	4½	
CONDITIONING MUD & CIRCULATING			
TRIPS	2¾		¾
LUBRICATE RIG	¼	¼	¼
DEVIATION SURVEY		¼	¼
TEST B.O.P.			
CUT OFF DRILLING LINE			
REPAIR RIG			
[illegible]	3½		
WIRE LINE LOGGING			
RUNNING CASING & CEMENTING			
WAITING ON CEMENT			
DRILL STEM TEST			
OTHER	1		
FISHING			
COMPLETION WORK: A. PERFORATING			
B. TUBING TRIPS			
C. SWABBING			
D. TESTING			
E. ADDITIONAL			
TOTALS	8	8	8

TIME SUMMARY (OFFICE USE ONLY)

DAY WORK	
HRS. W/DP	
HRS. WO/DP	
HRS. STANDBY	
TOTAL DAY WORK	

WIRE LINE RECORD

REEL NO.	
NO. OF LINES	SIZE
FEET SLIPPED	
FEET CUT OFF	
PRESENT LENGTH	
TON MI. OR TRIPS SINCE LAST CUT	
CUMULATIVE TON MI. OR TRIPS	
NO. OF DAYS FROM SPUD	
CUMULATIVE ROTATING HRS.	

MORNING TOUR

DRILLING ASSEMBLY AT END OF TOUR

NO.			
1	STANDS D.P.	8934	FT.
	SINGLES D.P.		FT.
3	D.C. 6¾ I.D. O.D.	90.83	FT.
9	D.C. 6¼ I.D. O.D.	271.05	FT.
	STB. BODY O.D.		FT.
	STB. BODY O.D.		FT.
	RMR. BODY O.D.		FT.
	SUBS O.D.	2.63	FT.
	BIT OR C.B.	3.65	FT.
			FT.
	KELLY DOWN	12.00	FT.
	TOTAL	503.35	FT.
WT. OF STRING	42 M		LBS.

BIT RECORD

BIT NO.	#1c	32	
SIZE	6¾	8¾	
MFG.		HW	
TYPE	◊	ODVJ	
NOZZLE NO.		2-13	
NOZZLE SIZE		1-16	
SER. NO.		14436	
DEPTH OUT	548		
DEPTH IN	499		
TOTAL FTG.	50		
TOTAL HR. RUN	8¾		
COND. OF BIT			
REAMER NO.			
REAMER TYPE			

MUD RECORD

TIME	12:30	3:00	7:30
WEIGHT	8.7	8.7	8.7
VISC.-SEC	36	36	34
W.L.-C.C.			
FLTR. CK.			
PH	8.5	8.5	8.5
SD. CONT. %			
PRESSURE GRADIENT			

MUD & CHEMICALS ADDED: TYPE / AMT. / TYPE / AMT.

DRILLER: C Saulnier

FOOTAGE

FROM	TO	DR-D RM-R CORE-C	CORE NO.	FORMATION (SHOW CORE RECOVERY)	ROTARY RPM	WT. ON BIT 1000#	PUMP PRESS	PUMP NO. LINER SIZE	PUMP NO. S.P.M.	PUMP NO. LINER SIZE	PUMP NO. S.P.M.	METHOD RUN SGL-S PAR'EL-P COM'D-C
528	548				38	9	200	5½				
								X				
								15				

DEVIATION RECORD	DEPTH	DEV.	DIRECTION	DEPTH	DEV.	DIRECTION	DEPTH	DEV.	DIRECTION

TIME LOG FROM	TO	ELAPSED TIME	DETAILS OF OPERATIONS IN SEQUENCE AND REMARKS
12:00	12:15	¼	Coring w/ B.J.
12:15	12:30	¼	Rig Ser
12:30	3:45	3¼	Coring w/ BJ
3:45	5:30	1¾	Recover core 50' full recovery & Blind Ram
5:30	6:00	½	Box and help take away same
6:00	6:30	½	Ser Core Bbl and Stand Back same
6:30	7:30	1	Run in Hole
7:30	8:00	½	Reaming Rat Hole

DAY TOUR

DRILLING ASSEMBLY AT END OF TOUR

NO.			
2	STANDS D.P.	184.97	FT.
	SINGLES D.P.		FT.
3	D.C. 6¾ I.D. O.D.	90.83	FT.
9	D.C. 6¼ I.D. O.D.	271.05	FT.
	STB. BODY O.D.		FT.
	STB. BODY O.D.		FT.
	RMR. BODY O.D.		FT.
	SUBS O.D.		FT.
	BIT OR C.B.	3.65	FT.
			FT.
	KELLY DOWN	41.50	FT.
	TOTAL	592.00	FT.
WT. OF STRING	42 M		LBS.

BIT RECORD

BIT NO.	#2		
SIZE	8¾		
MFG.	HW		
TYPE	ODVJ		
NOZZLE NO.	2	1	
NOZZLE SIZE	13	16	
SER. NO.	14436		
DEPTH OUT			
DEPTH IN	499		
TOTAL FTG.	93		
TOTAL HR. RUN	7½		
COND. OF BIT	RUN		
REAMER NO.			
REAMER TYPE			

MUD RECORD

TIME	9:00	12:30	4:00
WEIGHT	8.6	8.6	8.7
VISC.-SEC	35	36	38
W.L.-C.C.	10.4	10.4	11
FLTR. CK.	2/32	2/32	2/32
PH	8.5	8.0	8.0
SD. CONT. %			
PRESSURE GRADIENT			

MUD & CHEMICALS ADDED: TYPE / AMT. / TYPE / AMT.
PEL 5 SKS
KELZAN 1 SKS
SAWDUST 30 SAX ON FLOOR

DRILLER: [illegible]

FOOTAGE

FROM	TO	DR-D RM-R CORE-C	CORE NO.	FORMATION (SHOW CORE RECOVERY)	ROTARY RPM	WT. ON BIT 1000#	PUMP PRESS	PUMP NO. LINER SIZE	PUMP NO. S.P.M.	PUMP NO. LINER SIZE	PUMP NO. S.P.M.	METHOD RUN SGL-S PAR'EL-P COM'D-C
503	548	R			90	10M	450	5½	60	5½		S
548	592	D			80	30M.	450	X		X		
								15		12		

DEVIATION RECORD	DEPTH	DEV.	DIRECTION	DEPTH	DEV.	DIRECTION	DEPTH	DEV.	DIRECTION
	520								

TIME LOG FROM	TO	ELAPSED TIME	DETAILS OF OPERATIONS IN SEQUENCE AND REMARKS
8:00	8:15	¼	Rig Service & Bop's & Kelly Cock
8:15	11:45	3½	Reaming Rat Hole
11:45	12:00	¼	Survey @ 520
12:00	1:00	1	Reaming Rat Hole
1:00	4:00	3	Drlg 8¾ Hole

EVENING TOUR

DRILLING ASSEMBLY AT END OF TOUR

NO.			
2	STANDS D.P.	184.97	FT.
2	SINGLES D.P.	62.23	FT.
3	D.C. I.D. O.D.	90.88	FT.
9	D.C. I.D. O.D.	268.50	FT.
	STB. BODY O.D.		FT.
	STB. BODY O.D.		FT.
	RMR. BODY O.D.		FT.
	SUBS Change over	2.65	FT.
	BIT OR C.B.	3.65	FT.
			FT.
	KELLY DOWN	41.50	FT.
	TOTAL	654.33	FT.
WT. OF STRING	42 M		LBS.

BIT RECORD

BIT NO.	2		
SIZE	8¾		
MFG.	HW		
TYPE	ODVJ		
NOZZLE NO.	1	#2	
NOZZLE SIZE	16	13	
SER. NO.	14436		
DEPTH OUT	654		
DEPTH IN	499		
TOTAL FTG.	155		
TOTAL HR. RUN	14		
COND. OF BIT	4-3-1		
REAMER NO.			
REAMER TYPE			

MUD RECORD

TIME	6:00	8:30	
WEIGHT	8.7	8.7	
VISC.-SEC	37	34	
W.L.-C.C.	8.6	10.2	
FLTR. CK	2/32	2/32	
PH	8.0	8	
SD. CONT. %			
PRESSURE GRADIENT			

MUD & CHEMICALS ADDED: TYPE / AMT. / TYPE / AMT.
CMC 1 SAX

DRILLER:

FOOTAGE

FROM	TO	DR-D RM-R CORE-C	CORE NO.	FORMATION (SHOW CORE RECOVERY)	ROTARY RPM	WT. ON BIT 1000#	PUMP PRESS	PUMP NO. LINER SIZE	PUMP NO. S.P.M.	PUMP NO. LINER SIZE	PUMP NO. S.P.M.	METHOD RUN SGL-S PAR'EL-P COM'D-C
592	654				80	25-30	450	5½	60	5½		S
								X		X		
								15		12		

DEVIATION RECORD	DEPTH	DEV.	DIRECTION	DEPTH	DEV.	DIRECTION	DEPTH	DEV.	DIRECTION
	592	1°		654	1°				

TIME LOG FROM	TO	ELAPSED TIME	DETAILS OF OPERATIONS IN SEQUENCE AND REMARKS
4:00	4:30	½	Rig Ser + Survey @ 592
4:30	11:00	6½	Drlg 8¾ Hole
11:00	11:15	¼	Drop Survey @ 654 1°
11:15	11:45	½	Pull out of Hole Lay Down Drill pipe
11:45	12:00	¼	Run in Hole Pickup 6 Drill collar
			Strap pipe out 6431 - pipe Tally 6423
			Diff .08

mm 3

DAILY DRILLING REPORT

REPORT NO. A 51 DATE MARCH 1/80

OPERATOR	LEASE	WELL NO.	FIELD OR DIST.	COUNTY	STATE
HUSKY OIL LTD	HUSKY ET AL	H-10	WILLOWLAKE RIVER		N.W.T

CONTRACTOR	RIG NO.	DRILL PIPE STRING NO.	SIZE	TOOL JOINT	O.D.	TYPE THD.
S&T DRILLING (WESTERN) CO. LTD.	4	2	4½	6"		FH

SIGNATURE OF OPERATOR'S REPRESENTATIVE: M.E. Robertson

SIGNATURE OF CONTRACTOR'S TOOL PUSHER:

PUMPS NO.	MANUFACTURER	TYPE	STROKE LENGTH
1.	NAT	C-250	15"
2.	NAT	C-150	12"
3.			

LAST CASING TUBING OR LINER	SIZE	MAKE	WT. & GR.	NO. JOINTS	FEET	RKB. TO CSG. HD.	SET AT	REMARKS
	9 5/8	MAHN	36# J55	11	341		322	

TIME DISTRIBUTION–HOURS

	MORN	DAY	EVE
RIG UP & TEAR DOWN			
DRILLING ACTUAL		4	
REAMING			
CONDITIONING MUD & CIRCULATING		2	1¼
TRIPS			1¾
LUBRICATE RIG	¼		¼
DEVIATION SURVEY		½	¼
TEST B.O.P.			
CUT OFF DRILLING LINE			
REPAIR RIG			
FISHING			5¾
WIRE LINE LOGGING			
RUNNING CASING & CEMENTING			
WAITING ON CEMENT			
DRILL STEM TEST			
OTHER		1½	1
FISHING			
COMPLETION WORK: A. PERFORATING			
B. TUBING TRIPS			
C. SWABBING			
D. TESTING			
E. ADDITIONAL			
TOTALS		8	8

TIME SUMMARY (OFFICE USE ONLY)

DAY WORK	
HRS. W/DP	
HRS. WO/DP	
HRS. STANDBY	
TOTAL DAY WORK	

WIRE LINE RECORD

REEL NO.	
NO. OF LINES	SIZE
FEET SLIPPED	
FEET CUT OFF	
PRESENT LENGTH	
TON MI. OR TRIPS SINCE LAST CUT	
CUMULATIVE TON MI. OR TRIPS	
NO. OF DAYS FROM SPUD	
CUMULATIVE ROTATING HRS.	

MORNING TOUR

NO.	DRILLING ASSEMBLY AT END OF TOUR		
	STANDS D.P.		FT.
	SINGLES D.P.		FT.
3	D.C. 6¾ I.D. O.D.	90.83	FT.
9	D.C. 6¾ I.D. O.D.	271.05	FT.
	STB. BODY O.D.		FT.
	STB. BODY O.D.		FT.
	RMR. BODY O.D.		FT.
	SUBS O.D.	3.65	FT.
	BIT OR C.B.		FT.
			FT.
	KELLY DOWN	41.50	FT.
	TOTAL	407.63	FT.
	WT. OF STRING	40M	LBS.

BIT RECORD		
BIT NO.	1	
SIZE	8¾	
MFG.	REED	
TYPE	YSIG	
NOZZLE NO.	2-13	
NOZZLE SIZE	1-16	
SER. NO.	856876	
DEPTH OUT		
DEPTH IN	420	
TOTAL FTG.		
TOTAL HR. RUN		
COND. OF BIT		
REAMER NO.		
REAMER TYPE		

MUD RECORD	
TIME	KB To Csg Flange
WEIGHT	15 – 11.20
VISC.–SEC	KB To Ground
W.L.–C.C.	Level – 12.60
FLTR. CK.	
PH	
SD. CONT. %	
PRESSURE GRADIENT	

MUD & CHEMICALS ADDED

TYPE	AMT.	TYPE	AMT.

DRILLER: C. Saulnier

FOOTAGE FROM	TO	DR.–D RM.–R CORE.–C	CORE NO.	FORMATION (SHOW CORE RECOVERY)	ROTARY RPM	WT. ON BIT 1000#	PUMP PRESS	PUMP NO. LINER SIZE	S.P.M.	PUMP NO. LINER SIZE	S.P.M.	METHOD RUN SGL.–S PAR'EL–P COM'D–C

DEVIATION RECORD	DEPTH	DEV.	DIRECTION	DEPTH	DEV.	DIRECTION	DEPTH	DEV.	DIRECTION

TIME LOG FROM	TO	ELAPSED TIME	DETAILS OF OPERATIONS IN SEQUENCE AND REMARKS
12 00	12 15	1/4	Rig Service & BOP
12 15	2 00	1 3/4	Work way To Bottom had To rotate Bit
2 00	3 00	1	Pressure Test Pipe Rams Hydril and manifold O.K
3 00	4 00	1	Drlg out Float and Shoe @ Top of plug 286
4 00	4 30	1/2	Pick Flo Tee and put in Gasket
4 30	6 30	2	Drlg out Float + Shoe
6 30	7 00	1/2	Pressure up Formation 200 PSI OK
7 00	7 45	3/4	STUCK AT 407 ft pick up 3 DC & clean pilot hole work stuck pipe

DAY TOUR

NO.	DRILLING ASSEMBLY AT END OF TOUR		
1	STANDS D.P.	89.34	FT.
	SINGLES D.P.		FT.
3	D.C. 6¾ I.D. O.D.	90.83	FT.
9	D.C. 6¾ I.D. O.D.	271.05	FT.
	STB. BODY O.D.		FT.
	STB. BODY O.D.		FT.
	RMR. BODY O.D.		FT.
1	SUBS O.D.	2.63	FT.
	BIT OR C.B.	3.65	FT.
			FT.
	KELLY DOWN	41.50	FT.
	TOTAL	499.00	FT.
	WT. OF STRING	41	LBS.

BIT RECORD		
BIT NO.	1	
SIZE	8¾	
MFG.	REED	
TYPE	YSIG	
NOZZLE NO.	2-13	
NOZZLE SIZE	1-16	
SER. NO.	856876	
DEPTH OUT		
DEPTH IN	420	
TOTAL FTG.	79	
TOTAL HR. RUN	4	
COND. OF BIT	Run	
REAMER NO.		
REAMER TYPE		

MUD RECORD		
TIME	1 00	3 00
WEIGHT	8.5	8.5
VISC.–SEC	34	35
W.L.–C.C.	10.2	10.1
FLTR. CK.	2/32	2/32
PH	9.0	9.0
SD. CONT. %		
PRESSURE GRADIENT		

MUD & CHEMICALS ADDED

TYPE	AMT.	TYPE	AMT.
Dy Carb	2 sxs	Car Alum	4 sxs
Gel	23 sxs	Dow Z	1 bbl
Keltan	3 sxs	CMC	1 sxs

DRILLER: Chris Pennington

FOOTAGE FROM	TO	DR–D RM–R CORE–C	CORE NO.	FORMATION (SHOW CORE RECOVERY)	ROTARY RPM	WT. ON BIT 1000#	PUMP PRESS	PUMP NO. LINER SIZE	S.P.M.	PUMP NO. LINER SIZE	S.P.M.	METHOD RUN SGL.–S PAR'EL–P COM'D–C
420	499	D			80	2030	450	5½ X 15	60			S

DEVIATION RECORD	DEPTH	DEV.	DIRECTION	DEPTH	DEV.	DIRECTION	DEPTH	DEV.	DIRECTION
	430	1½	W.K.	469	3/4	Dropped			

TIME LOG FROM	TO	ELAPSED TIME	DETAILS OF OPERATIONS IN SEQUENCE AND REMARKS
8 00	8 30	1/2	WORK PIPE FREE
8 30	9 00	1/2	CIRC
9 00	9 30	1/2	CLEAN TANKS & DISPLACE HOLE TO CLEAN WATER
9 30	10 00	1/2	CLEAN TO BOTTOM
10 00	10 45	3/4	DRLG 8¾ Hole
10 45	11 00	1/4	SURVEY @ 430
11 00	12 15	1 1/4	DRLG. 8¾ HOLE
12 15	12 30	1/4	SURVEY @ 469

12 30 – 2 30 – 2 DRLG. 8¾ HOLE
2 30 – 4 00 – 1½ CIRCULATE

EVENING TOUR

NO.	DRILLING ASSEMBLY AT END OF TOUR		
	STANDS D.P.		FT.
2	SINGLES D.P.	62.08	FT.
3	D.C. 6¾ I.D. O.D.	90.83	FT.
9	D.C. 6¼ I.D. O.D.	281.62	FT.
	STB. BODY O.D.		FT.
	STB. BODY O.D.		FT.
Core Bbl	RMR. BODY O.D.	63.00	FT.
	SUBS O.D.	2.63	FT.
	BIT OR C.B.	3.65	FT.
			FT.
	KELLY DOWN	39.00	FT.
	TOTAL	528.00	FT.
	WT. OF STRING	42 M	LBS.

BIT RECORD		
BIT NO.	2	
SIZE	6 3/16	
MFG.		
TYPE	Core	
NOZZLE NO.		
NOZZLE SIZE		
SER. NO.	1570	
DEPTH OUT		
DEPTH IN	499	
TOTAL FTG.	29	
TOTAL HR. RUN	5	
COND. OF BIT	Run	
REAMER NO.		
REAMER TYPE		

MUD RECORD		
TIME	8:30	10:30
WEIGHT	8.7	8.7
VISC.–SEC	35	35
W.L.–C.C.		10.0
FLTR. CK		2/32
PH	9.0	9.0
SD. CONT. %		
PRESSURE GRADIENT		

MUD & CHEMICALS ADDED

TYPE	AMT.	TYPE	AMT.

DRILLER:

FOOTAGE FROM	TO	DR–D RM–R CORE–C	CORE NO.	FORMATION (SHOW CORE RECOVERY)	ROTARY RPM	WT. ON BIT 1000#	PUMP PRESS	PUMP NO. LINER SIZE	S.P.M.	PUMP NO. LINER SIZE	S.P.M.	METHOD RUN SGL.–S PAR'EL–P COM'D–C
499	528				80	10M	300	5½ X 15	39			

DEVIATION RECORD	DEPTH	DEV.	DIRECTION	DEPTH	DEV.	DIRECTION	DEPTH	DEV.	DIRECTION

TIME LOG FROM	TO	ELAPSED TIME	DETAILS OF OPERATIONS IN SEQUENCE AND REMARKS
4 00	4 15	1/4	R Rig Ser.
4 15	4 45	1/2	Pull out To Pick Up Core Barrel
4 45	5 45	1	Pick Up Core Barrel
5 45	6 15	1/4	Run in W/Core Barrel
6 15	6 45	1/2	Circulate Core Barrel + Set Pump Strokes
6 45	12 00	5 1/4	Cut Core No. 1

OPERATOR: Husky Oil LTd

LEASE: Husky Up HB (WILLOW) LAKE

WELL NO.: H-10

FIELD OR DIST.: Willow Lake River

COUNTY:

STATE: N.W.T.

CONTRACTOR: S & T DRILLING (WESTERN) CO. LTD.

RIG NO.: 4

DRILL PIPE STRING: NO. / SIZE

TOOL JOINT: O.D. / TYPE THD.

SIGNATURE OF OPERATOR'S REPRESENTATIVE: [illegible]

SIGNATURE OF CONTRACTOR'S TOOL PUSHER: [illegible]

PUMPS NO.	MANUFACTURER	TYPE	STROKE LENGTH
1.			
2.			
3.			

LAST CASING TUBING OR LINER	SIZE	MAKE	WT. & GR.	NO. JOINTS	FEET	RKB. TO CSG. HD.	SET AT	REMARKS
	9 5/8	N.M.		11			322	KB. Cemented W 250 Bags Plus 2% CaCl

TIME DISTRIBUTION-HOURS

	MORN	DAY	EVE
RIG UP & TEAR DOWN			
DRILLING ACTUAL			
REAMING			
CONDITIONING MUD & CIRCULATING			
TRIPS			
LUBRICATE RIG			
DEVIATION SURVEY			
TEST B.O.P.			
CUT OFF DRILLING LINE			
REPAIR RIG			
FISHING			
WIRE LINE LOGGING			
RUNNING CASING & CEMENTING			
WAITING ON CEMENT	8		
DRILL STEM TEST			
OTHER			
FISHING			
COMPLETION WORK: A. PERFORATING			
B. TUBING TRIPS			
C. SWABBING			
D. TESTING			
E. ADDITIONAL			
TOTALS	8		

TIME SUMMARY (OFFICE USE ONLY)

DAY WORK			
HRS. W/DP			
HRS. WO/DP			
HRS. STANDBY			
TOTAL DAY WORK			

WIRE LINE RECORD

REEL NO.	
NO. OF LINES	SIZE
FEET SLIPPED	
FEET CUT OFF	
PRESENT LENGTH	
TON MI. OR TRIPS SINCE LAST CUT	
CUMULATIVE TON MI. OR TRIPS	
NO. OF DAYS FROM SPUD	
CUMULATIVE ROTATING HRS.	

MORNING TOUR

DRILLING ASSEMBLY AT END OF TOUR		
STANDS D.P.		FT.
SINGLES D.P.		FT.
D.C. I.D. O.D.		FT.
D.C. I.D. O.D.		FT.
STB. BODY O.D.		FT.
STB. BODY O.D.		FT.
RMR. BODY O.D.		FT.
SUBS O.D.		FT.
BIT OR C.B.		FT.
		FT.
KELLY DOWN		FT.
TOTAL		FT.
WT. OF STRING		LBS.

BIT RECORD		
BIT NO.		
SIZE		
MFG.		
TYPE		
NOZZLE NO.		
NOZZLE SIZE		
SER. NO.		
DEPTH OUT		
DEPTH IN		
TOTAL FTG.		
TOTAL HR. RUN		
COND. OF BIT		
REAMER NO.		
REAMER TYPE		

MUD RECORD		
TIME		
WEIGHT		
VISC.-SEC		
W.L.-C.C.		
FLTR. CK.		
PH		
SD. CONT. %		
PRESSURE GRADIENT		

MUD & CHEMICALS ADDED: TYPE / AMT. / TYPE / AMT.

DRILLER: C Saulnier

FOOTAGE FROM	TO	DR-D RM-R CORE-C	CORE NO.	FORMATION (SHOW CORE RECOVERY)	ROTARY RPM	WT. ON BIT 1000#	PUMP PRESS	PUMP NO. LINER SIZE	S.P.M.	PUMP NO. LINER SIZE	S.P.M.	METHOD RUN SGL-S PAR'EL-P COM'D-C

DEVIATION RECORD	DEPTH	DEV.	DIRECTION	DEPTH	DEV.	DIRECTION	DEPTH	DEV.	DIRECTION

TIME LOG FROM	TO	ELAPSED TIME	DETAILS OF OPERATIONS IN SEQUENCE AND REMARKS
12 00	1215		Rig on W O C
			WOC

DAY TOUR

DRILLING ASSEMBLY AT END OF TOUR		
STANDS D.P.		FT.
SINGLES D.P.		FT.
D.C. I.D. O.D.		FT.
D.C. I.D. O.D.		FT.
STB. BODY O.D.		FT.
STB. BODY O.D.		FT.
RMR. BODY O.D.		FT.
SUBS O.D.		FT.
BIT OR C.B.		FT.
		FT.
KELLY DOWN		FT.
TOTAL		FT.
WT. OF STRING		LBS.

BIT RECORD		
BIT NO.	1	
SIZE	8 3/4	
MFG.	Reed	
TYPE		
NOZZLE NO.	1-16	
NOZZLE SIZE	2-13	
SER. NO.		
DEPTH OUT		
DEPTH IN		
TOTAL FTG.	1	
TOTAL HR. RUN		
COND. OF BIT		
REAMER NO.		
REAMER TYPE		

MUD RECORD		
TIME		
WEIGHT		
VISC.-SEC		
W.L.-C.C.		
FLTR. CK.		
PH		
SD. CONT. %		
PRESSURE GRADIENT		

MUD & CHEMICALS ADDED: TYPE / AMT. / TYPE / AMT.

DRILLER: E Mohnigan

FOOTAGE FROM	TO	DR-D RM-R CORE-C	CORE NO.	FORMATION (SHOW CORE RECOVERY)	ROTARY RPM	WT. ON BIT 1000#	PUMP PRESS	PUMP NO. LINER SIZE	S.P.M.	PUMP NO. LINER SIZE	S.P.M.	METHOD RUN SGL-S PAR'EL-P COM'D-C

DEVIATION RECORD	DEPTH	DEV.	DIRECTION	DEPTH	DEV.	DIRECTION	DEPTH	DEV.	DIRECTION

TIME LOG FROM	TO	ELAPSED TIME	DETAILS OF OPERATIONS IN SEQUENCE AND REMARKS
4 00	8 00	4	FINISH HEAD UP & PRESSURE BLIND RAMS 1200 P.S.I. FOR 15 min. HELD O.K
8 00	10 00	2	RUN IN TAGGED WAIT @ 1160' DRILL OUT 6" CEMENT
			ROPE ROTATING TO THE LEFT WHEN THIS FINE, PULLED OUT OF HOLE TO CHECK BIT & STRING

EVENING TOUR

DRILLING ASSEMBLY AT END OF TOUR		
STANDS D.P.		FT.
SINGLES D.P.		FT.
D.C. I.D. O.D.		FT.
D.C. I.D. O.D.		FT.
STB. BODY O.D.		FT.
STB. BODY O.D.		FT.
RMR. BODY O.D.		FT.
SUBS O.D.		FT.
BIT OR C.B.		FT.
		FT.
KELLY DOWN		FT.
TOTAL		FT.
WT. OF STRING		LBS.

BIT RECORD		
BIT NO.	1	
SIZE	8 3/4	
MFG.	Reed	
TYPE	V516	
NOZZLE NO.	1-16	
NOZZLE SIZE	2-13	
SER. NO.	856867	
DEPTH OUT		
DEPTH IN		
TOTAL FTG.		
TOTAL HR. RUN		
COND. OF BIT		
REAMER NO.		
REAMER TYPE		

MUD RECORD		
TIME		
WEIGHT		
VISC.-SEC		
W.L.-C.C.		
FLTR. CK		
PH		
SD. CONT. %		
PRESSURE GRADIENT		

MUD & CHEMICALS ADDED: TYPE / AMT. / TYPE / AMT.

DRILLER:

FOOTAGE FROM	TO	DR-D RM-R CORE-C	CORE NO.	FORMATION (SHOW CORE RECOVERY)	ROTARY RPM	WT. ON BIT 1000#	PUMP PRESS	PUMP NO. LINER SIZE	S.P.M.	PUMP NO. LINER SIZE	S.P.M.	METHOD RUN SGL-S PAR'EL-P COM'D-C

DEVIATION RECORD	DEPTH	DEV.	DIRECTION	DEPTH	DEV.	DIRECTION	DEPTH	DEV.	DIRECTION

DAILY DRILLING REPORT — REPORT NO. 3 — DATE [illegible]

OPERATOR	LEASE	WELL NO.	FIELD OR DIST.	COUNTY	STATE
Husky Oil Ltd	Husky ET A1	410	Willow Lake River		N.W.T.

CONTRACTOR	RIG NO.	DRILL PIPE STRING NO.	SIZE	TOOL JOINT O.D.	TYPE THD.
S&T DRILLING (WESTERN) CO. LTD.	4				

SIGNATURE OF OPERATOR'S REPRESENTATIVE: [signature]

SIGNATURE OF CONTRACTOR'S TOOL PUSHER: L. H. Webber

PUMPS NO.	MANUFACTURER	TYPE	STROKE LENGTH
1.			
2.			
3.			

LAST CASING TUBING OR LINE	SIZE	MAKE	WT. & GR.	NO. JOINTS	FEET	RKB. TO CSG. HD.	SET AT	REMARKS

TIME DISTRIBUTION—HOURS

	MORN	DAY	EVE
RIG UP & TEAR DOWN			
DRILLING ACTUAL	1 1/2	5 1/4	
REAMING	3/4	1/4	
CONDITIONING MUD & CIRCULATING	1/2	1/2	
TRIPS	1 1/4	3/4	
LUBRICATE RIG	1/4	1/4	
DEVIATION SURVEY	1	1/2	
TEST B.O.P.			
CUT OFF DRILLING LINE			
REPAIR RIG		1/2	
FISHING			
WIRE LINE LOGGING			
RUNNING CASING & CEMENTING			
WAITING ON CEMENT			
DRILL STEM TEST			
OTHER			
FISHING			
COMPLETION WORK: A. PERFORATING			
B. TUBING TRIPS			
C. SWABBING			
D. TESTING			
E. ADDITIONAL			
TOTALS	8	8	

TIME SUMMARY (OFFICE USE ONLY)

LAY WORK	
HRS. W/DP	
HRS. WO/DP	
HRS. STANDBY	
TOTAL DAY WORK	

WIRE LINE RECORD

REEL NO.	
NO. OF LINES	SIZE
FEET SLIPPED	
FEET CUT OFF	
PRESENT LENGTH	
TON MI. OR TRIPS SINCE LAST CUT	
CUMULATIVE TON MI. OR TRIPS	
NO. OF DAYS FROM SPUD	
CUMULATIVE ROTATING HRS.	

MORNING TOUR

NO.	DRILLING ASSEMBLY AT END OF TOUR		
0	STANDS D.P.		FT.
1	SINGLES D.P.	3119	FT.
3	D.C. 6 3/4 I.D. O.D.	9083	FT.
6	D.C. 6 3/4 I.D. O.D.	17907	FT.
	STB. BODY O.D.		FT.
	STB. BODY O.D.		FT.
	RMR. BODY O.D.		FT.
	SUBS O.D.		FT.
	BIT OR C.B.	365	FT.
		263	FT.
	KELLY DOWN	41.50	FT.
	TOTAL	34887	FT.
WT. OF STRING	32M		LBS.

BIT RECORD		
BIT NO.	4	
SIZE	8 3/4	13 3/4
MFG.	HW	
TYPE	OSC3	Reamer
NOZZLE NO.	open	
NOZZLE SIZE		
SER. NO.	95232	
DEPTH OUT		
DEPTH IN	257	257
TOTAL FTG.	91	
TOTAL HR. RUN	3 1/4	
COND. OF BIT	Rwd	
REAMER NO.		
REAMER TYPE		

MUD RECORD		
TIME		
WEIGHT		
VISC.-SEC		
W.L.-C.C.		
FLTR. CK.		
PH		
SD. CONT. %		
PRESSURE GRADIENT		

MUD & CHEMICALS ADDED TYPE	AMT.	TYPE	AMT.
GEL	400#		

DRILLER: C. Saulnier

FOOTAGE FROM	TO	DR.-D RM.-R CORE.-C	CORE NO.	FORMATION (SHOW CORE RECOVERY)	ROTARY RPM	WT. ON BIT 1000#	PUMP PRESS	PUMP NO. LINER SIZE	S.P.M.	PUMP NO. LINER SIZE	S.P.M.	METHOD RUN SGL.-S PAR'EL-P COM'D-C
257	348	Ream			110	8M	350	7 1/4		5 1/2	Tot	
								X		X	Ream	
								15		12	Cilc	

DEVIATION RECORD	DEPTH	DEV.	DIRECTION	DEPTH	DEV.	DIRECTION	DEPTH	DEV.	DIRECTION
	287	3/4	Reamer 13 3/4	317	10	13 3/4 Reamer.			

TIME LOG FROM	TO	ELAPSED TIME	DETAILS OF OPERATIONS IN SEQUENCE AND REMARKS
12 00	12 15	1/4	RIG SERVICE
12 15	12 45	1/2	CIRCULATE + CLEAN HOLE
12 45	1 30	3/4	TRIP OUT 8 3/4 RUN IN w/ REAMER
1 30	3 00	1 1/2	REAMING
3 00	3 15	1/4	Work pipe For Survey @ 287 3/4° 13 3/4 Reamer
3 15	5 00	1 3/4	Reaming 13 3/4 Hole Dropped Survey @ 317/10 13 3/4
5 00	6 00	1	Trip For 8 3/4 BIT
6 00	7 30	1 1/2	Drlg 8 3/4 and Survey @ 348 1 1/2 7 30-8 00 1 1/2 pump

DAY TOUR

NO.	DRILLING ASSEMBLY AT END OF TOUR		
	STANDS D.P.		FT.
	SINGLES D.P.		FT.
3	D.C. 6 3/4 I.D. O.D.	90.82	FT.
6	D.C. 6 3/4 I.D. O.D.	180.50	FT.
	STB. BODY O.D.		FT.
	STB. BODY O.D.		FT.
	RMR. BODY O.D.		FT.
	SUBS O.D.	2.63	FT.
	BIT OR C.B.	365	FT.
	Bell + Reamer	5.12	FT.
	KELLY DOWN	41.50	FT.
	TOTAL	324.23	FT.
WT. OF STRING			LBS.

BIT RECORD		
BIT NO.	4	
SIZE	8 3/4	
MFG.	H.W.	
TYPE	OSC3	
NOZZLE NO.	Open	
NOZZLE SIZE		
SER. NO.	95232	
DEPTH OUT	420	
DEPTH IN	257	
TOTAL FTG.	263	
TOTAL HR. RUN	9 1/4	
COND. OF BIT	1-1-1	
REAMER NO.		
REAMER TYPE		

MUD RECORD		
TIME	8 00	
WEIGHT	10.5	
VISC.-SEC	85	
W.L.-C.C.		
FLTR. CK.		
PH		
SD. CONT. %		
PRESSURE GRADIENT		

MUD & CHEMICALS ADDED TYPE	AMT.	TYPE	AMT.

DRILLER: [illegible]

FOOTAGE FROM	TO	DR.-D RM.-R CORE.-C	CORE NO.	FORMATION (SHOW CORE RECOVERY)	ROTARY RPM	WT. ON BIT 1000#	PUMP PRESS	PUMP NO. LINER SIZE	S.P.M.	PUMP NO. LINER SIZE	S.P.M.	METHOD RUN SGL.-S PAR'EL-P COM'D-C
~~[illegible]~~	~~[illegible]~~				80	4-6	400	7 1/4	60			
348	420	D						X				
								15				

DEVIATION RECORD	DEPTH	DEV.	DIRECTION	DEPTH	DEV.	DIRECTION	DEPTH	DEV.	DIRECTION
	380	3/4°		411	1 1/4°				

TIME LOG FROM	TO	ELAPSED TIME	DETAILS OF OPERATIONS IN SEQUENCE AND REMARKS
8 00	8 15	1/4	RIG SER
8 15	10 00	1 3/4	DRLG 8 3/4 HOLE
10 00	10 15	1/4	SURVEY @ 380
10 15	12 00	1 3/4	DRLG 8 3/4 HOLE
12 00	12 30	1/2	WELD ON STAND PIPE
12 30	1 00	1/2	DRLG. 8 3/4 HOLE
1 00	1 15	1/4	SURVEY @ 411'
1 15	2 30	1 1/4	DRLG 8 3/4 HOLE
			2 30 — 3 15 — 3/4 PULL OUT + RUN IN w/ REAMER
			3 15 — 3 30 — 1/4 REAMING STRAP IN
			3 30 — 4 00 — 1/2 CIRC HOLE CLEAN

EVENING TOUR

NO.	DRILLING ASSEMBLY AT END OF TOUR		
	STANDS D.P.		FT.
	SINGLES D.P.		FT.
	D.C. I.D. O.D.		FT.
	D.C. I.D. O.D.		FT.
	STB. BODY O.D.		FT.
	STB. BODY O.D.		FT.
	RMR. BODY O.D.		FT.
	SUBS O.D.		FT.
	BIT OR C.B.		FT.
			FT.
	KELLY DOWN		FT.
	TOTAL		FT.
WT. OF STRING			LBS.

BIT RECORD		
BIT NO.		
SIZE		
MFG.		
TYPE		
NOZZLE NO.		
NOZZLE SIZE		
SER. NO.		
DEPTH OUT		
DEPTH IN		
TOTAL FTG.		
TOTAL HR. RUN		
COND. OF BIT		
REAMER NO.		
REAMER TYPE		

MUD RECORD		
TIME		
WEIGHT		
VISC.-SEC		
W.L.-C.C.		
FLTR. CK		
PH		
SD. CONT. %		
PRESSURE GRADIENT		

MUD & CHEMICALS ADDED TYPE	AMT.	TYPE	AMT.

DRILLER:

FOOTAGE FROM	TO	DR.-D RM.-R CORE.-C	CORE NO.	FORMATION (SHOW CORE RECOVERY)	ROTARY RPM	WT. ON BIT 1000#	PUMP PRESS	PUMP NO. LINER SIZE	S.P.M.	PUMP NO. LINER SIZE	S.P.M.	METHOD RUN SGL.-S PAR'EL-P COM'D-C
RAN 11 JTS 9 5/8"-36#-J55 RANGE III + IV 8 Rd					MANNESMAN			CASING.				
TOTAL 341.81' LANDED @ 322' KB.												
CEMENTED W/ 250 SAX PORTLAND PLUS 2% $CaCl_2$												

DEVIATION RECORD	DEPTH	DEV.	DIRECTION	DEPTH	DEV.	DIRECTION	DEPTH	DEV.	DIRECTION

TIME LOG FROM	TO	ELAPSED TIME	DETAILS OF OPERATIONS IN SEQUENCE AND REMARKS
4 00	4 30	1/2	PULL OUT TO RUN CASING
4 30	8 30	4	RIG TO RUN 9 5/8 SURFACE CASING
8 30	9 00	1/2	Casing in circ hole clean
9 00	9 30	1/2	RIG TO RUN CEMENT
9 30	10 30	1	MIX CEMENT + PUMP PLUG DOWN @ 9 37 PM
10 30	12 00	1 1/2	W.O.C.

OPERATOR	LEASE	WELL NO.	FIELD OR DIST.	COUNTY	STATE
Husky Oil LTD	Husky ET. At Willow Lake #10	#10	Willow Lake		NWT

CONTRACTOR	RIG NO.	DRILL PIPE STRING NO.	SIZE	TOOL JOINT O.D.	TYPE THD.
S & T DRILLING (WESTERN) CO. LTD.	4				

SIGNATURE OF OPERATOR'S REPRESENTATIVE: [illegible]

SIGNATURE OF CONTRACTOR'S TOOL PUSHER: R. Webber

PUMPS NO.	MANUFACTURER	TYPE	STROKE LENGTH
1.	NAT	250	15
2.	NAT	150	12
3.			

LAST CASING TUBING OR LINER	SIZE	MAKE	WT. & GR.	NO. JOINTS	FEET	RKB. TO CSG. HD.	SET AT	REMARKS

TIME DISTRIBUTION-HOURS

	MORN	DAY	EVE
RIG UP & TEAR DOWN			
DRILLING ACTUAL	2¾	3	2
REAMING	2	1¾	1¼
CONDITIONING MUD & CIRCULATING			
TRIPS	2	1¾	1½
LUBRICATE RIG	¼		¼
DEVIATION SURVEY	1	1	1½
TEST B.O.P.			
CUT OFF DRILLING LINE			
REPAIR RIG	¾	½	1½
SERVICING			
WIRE LINE LOGGING			
RUNNING CASING & CEMENTING			
WAITING ON CEMENT			
DRILL STEM TEST			
OTHER			
FISHING			
COMPLETION WORK: A. PERFORATING			
B. TUBING TRIPS			
C. SWABBING			
D. TESTING			
E. ADDITIONAL			
TOTALS	8	8	8

TIME SUMMARY (OFFICE USE ONLY)

DAY WORK

HRS. W/DP

HRS. WO/DP

HRS. STANDBY

TOTAL DAY WORK

WIRE LINE RECORD

REEL NO.

NO. OF LINES SIZE

FEET SLIPPED

FEET CUT OFF

PRESENT LENGTH

TON MI. OR TRIPS SINCE LAST CUT

CUMULATIVE TON MI. OR TRIPS

NO. OF DAYS FROM SPUD

CUMULATIVE ROTATING HRS.

MORNING TOUR

NO.	DRILLING ASSEMBLY AT END OF TOUR		
	STANDS D.P.		FT.
3	SINGLES D.P.		FT.
8	D.C. 6¾ I.D. O.D.	9083	FT.
3	D.C. 6¼ I.D. O.D.	88.75	FT.
	STB. BODY O.D.		FT.
	STB. BODY O.D.		FT.
	RMR. BODY O.D.		FT.
	SUBS O.D.		FT.
	BIT OR C.B.		FT.
			FT.
	KELLY DOWN	10.50	FT.
	TOTAL	198.97	FT.
WT. OF STRING			LBS.

BIT RECORD		
BIT NO.	1	2RR
SIZE	13¾	8¾
MFG.	OSC3	HW
TYPE	~~REED~~ ~~HW~~	WDT
NOZZLE NO.	open	open
NOZZLE SIZE	1	1
SER. NO.	16560	172147
DEPTH OUT		
DEPTH IN	~~106~~	106
TOTAL FTG.	~~93~~	93
TOTAL HR. RUN	4	6
COND. OF BIT	~~RUN~~	RUN
REAMER NO.		
REAMER TYPE		

MUD RECORD				
TIME				
WEIGHT				
VISC.-SEC				
W.L.-C.C.				
FLTR. CK.				
PH				
SD. CONT. %				
PRESSURE GRADIENT				
MUD & CHEMICALS ADDED: TYPE	AMT.	TYPE	AMT.	

DRILLER: C. Daulmier

FOOTAGE FROM	TO	DR.-D RM.-R CORE.-C	CORE NO.	FORMATION (SHOW CORE RECOVERY)	ROTARY RPM	WT. ON BIT 1000#	PUMP PRESS	PUMP NO. LINER SIZE	S.P.M.	PUMP NO. LINER SIZE	S.P.M.	METHOD RUN SGL.-S PAR'EL-P COM'D-C
141	199	D			70	8	350	7¼				
								X				
								15				

DEVIATION RECORD	DEPTH	DEV.	DIRECTION	DEPTH	DEV.	DIRECTION	DEPTH	DEV.	DIRECTION
	158	½°		189	1¼				

TIME LOG FROM	TO	ELAPSED TIME	DETAILS OF OPERATIONS IN SEQUENCE AND REMARKS
12⁰⁰	12¹⁵	¼	Rig Up
12¹⁵	1⁴⁵	1½	Drlg ahead w/ 8¾ w/ pilot Bit Hole 1° off.
1⁴⁵	2⁰⁰	¼	Survey @ 158
2⁰⁰	2⁴⁵	¾	Work on Fuelline ~~[illegible]~~ ~~[illegible]~~ 150
2⁴⁵	3¹⁵	½	Drlg 8¾ hole
3¹⁵	3⁴⁵	½	Change gland packing in 150
3⁴⁵	[illegible]		~~Drlg 8¾ hole~~
[illegible]	6⁰⁰		Drlg 8¾ hole / pull out to Ream and Ream w/ Ream 6-8

DAY TOUR

NO.	DRILLING ASSEMBLY AT END OF TOUR		
	STANDS D.P.		FT.
	SINGLES D.P.		FT.
3	D.C. 6¾ I.D. O.D.	90.83	FT.
4	D.C. 6¼ I.D. O.D.	119.07 / 160.78	FT.
	STB. BODY O.D.		FT.
	STB. BODY O.D.		FT.
	RMR. BODY O.D.		FT.
	SUBS O.D.		FT.
	BIT ~~OR C.B.~~	3.65	FT.
	CHANGE OVER	2.63	FT.
	KELLY DOWN	41.50	FT.
	TOTAL	257.18	FT.
WT. OF STRING	31 M.		LBS.

BIT RECORD		
BIT NO.	3A	2RR
SIZE	13¾	8¾
MFG.	OSC3	HW
TYPE	REED ~~[illegible]~~	WDT
NOZZLE NO.	open	open
NOZZLE SIZE		
SER. NO.	16560	172147
DEPTH OUT		
DEPTH IN	106	106
TOTAL FTG.	151	151
TOTAL HR. RUN	7	
COND. OF BIT	RUN	RUN
REAMER NO.		
REAMER TYPE		

MUD RECORD				
TIME				
WEIGHT				
VISC.-SEC				
W.L.-C.C.				
FLTR. CK.				
PH				
SD. CONT. %				
PRESSURE GRADIENT				
MUD & CHEMICALS ADDED: TYPE	AMT.	TYPE	AMT.	

DRILLER: Chris Mohringer

FOOTAGE FROM	TO	DR.-D RM.-R CORE.-C	CORE NO.	FORMATION (SHOW CORE RECOVERY)	ROTARY RPM	WT. ON BIT 1000#	PUMP PRESS	PUMP NO. LINER SIZE	S.P.M.	PUMP NO. LINER SIZE	S.P.M.	METHOD RUN SGL.-S PAR'EL-P COM'D-C
199	257	D			70	15	350	7¼	60	5½		5
160	257	R			120	20		X		X		
								15		12		

DEVIATION RECORD	DEPTH	DEV.	DIRECTION	DEPTH	DEV.	DIRECTION	DEPTH	DEV.	DIRECTION
	160'	½		205'	1¼°		229		

TIME LOG FROM	TO	ELAPSED TIME	DETAILS OF OPERATIONS IN SEQUENCE AND REMARKS
8⁰⁰	8³⁰	½	Reaming ~~from 150' to 160'~~ 150' - 160
8³⁰	8⁴⁵	¼	Survey @ 160 + Rig Ser
8⁴⁵	9¹⁵	½	Reaming 160 - 199
9¹⁵	9³⁰	¼	Survey @ 205
9³⁰	10³⁰	½	Pull out Reamer & Lay down 2 collar + Pick up 2 collars + Run in w/ 8¾ Bit
10³⁰	11³⁰	1	Drlg 8¾ Hole
11³⁰	11⁴⁵	¼	Survey @ 229
11⁴⁵	12¹⁵	½	Pullout + Run in Reamer

2⁰⁰ - 3⁰⁰ - 1 Drlg 8¾ Hole
3⁰⁰ - 3³⁰ - ½ Workon Murphy Fuel Line
3³⁰ - 4⁰⁰ - ½ Drlg 8¾
12¹⁵ - 1⁰⁰ ¾ Reaming 205 - 229'
1⁰⁰ - 1¹⁵ ¼ - Survey @ 235
1¹⁵ - 2⁰⁰ - Pullout Run in w/ 8¾ Bit

EVENING TOUR

NO.	DRILLING ASSEMBLY AT END OF TOUR		
	STANDS D.P.		FT.
	SINGLES D.P.		FT.
3	D.C. 6¾ I.D. O.D.	90.83	FT.
6	D.C. 6¼ I.D. O.D.	178.67	FT.
	STB. BODY O.D.		FT.
	STB. BODY O.D.		FT.
	RMR. BODY O.D.		FT.
	SUBS Change O.D.	2.63	FT.
	BIT OR C.B.	36.5	FT.
			FT.
	KELLY DOWN	41.50	FT.
	TOTAL	317.29	FT.
WT. OF STRING	32 M		LBS.

BIT RECORD		
BIT NO.	13	
SIZE	8¾	
MFG.	HW	
TYPE	OSC3	
NOZZLE NO.	open	
NOZZLE SIZE		
SER. NO.	95232	
DEPTH OUT	317	
DEPTH IN	257	
TOTAL FTG.	60	
TOTAL HR. RUN	4½	
COND. OF BIT	Good	
REAMER NO.		
REAMER TYPE		

MUD RECORD				
TIME				
WEIGHT				
VISC.-SEC				
W.L.-C.C.				
FLTR. CK				
PH				
SD. CONT. %				
PRESSURE GRADIENT				
MUD & CHEMICALS ADDED: TYPE	AMT.	TYPE	AMT.	

DRILLER

FOOTAGE FROM	TO	DR.-D RM.-R CORE.-C	CORE NO.	FORMATION (SHOW CORE RECOVERY)	ROTARY RPM	WT. ON BIT 1000#	PUMP PRESS	PUMP NO. LINER SIZE	S.P.M.	PUMP NO. LINER SIZE	S.P.M.	METHOD RUN SGL.-S PAR'EL-P COM'D-C
257	~~317~~	0		8¾ Bit	80	4-6	350	7¼	60	5½		
				Reamer	120	8-10	350	X		X		
				8¾ Bit	80	4-6	350	15		12		

DEVIATION RECORD	DEPTH	DEV.	DIRECTION	DEPTH	DEV.	DIRECTION	DEPTH	DEV.	DIRECTION
	257	1°		263'	1½°		287'	1½°	

TIME LOG FROM	TO	ELAPSED TIME	DETAILS OF OPERATIONS IN SEQUENCE AND REMARKS
4⁰⁰	4¹⁵	¼	~~Drlg 8¾ Hole~~ Survey @ 257 + Rig Ser.
4¹⁵	4⁴⁵	½	Pull out + Run Reamer
4⁴⁵	5⁰⁰	¼	Reaming
5⁰⁰	6³⁰	1½	Change Wash Pipe in Swivel
6³⁰	7³⁰	1	Reaming
7³⁰	8⁰⁰	½	Survey @ 263
8⁰⁰	9⁰⁰		Pull out of hole run in w/ Bit
9⁰⁰	9³⁰	½	Drlg 8¾ hole / Survey @ 287

317' 0

7³⁰ Drlg 8¾ Hole - 11:30
11:30 - 12:00 - Survey -
[illegible] - 1⁰⁰ Survey
Survey @ [illegible]
now
1½° Drlg 4-6 on Bit

OPERATOR: Husky Oil Ltd.

LEASE: Husky Oil Willow Lake H10

WELL NO. | FIELD OR DIST. | COUNTY | STATE

CONTRACTOR: S & T DRILLING (WESTERN) CO. LTD.

RIG NO.: 4

DRILL PIPE STRING: NO. | SIZE | TYPE THD. | TOOL JOINT O.D.

SIGNATURE OF OPERATOR'S REPRESENTATIVE: [illegible]

SIGNATURE OF CONTRACTOR'S TOOL PUSHER: R.H. Wibberley

PUMPS NO.	MANUFACTURER	TYPE	STROKE LENGTH
1.			
2.			
3.			

LAST CASING TUBING OR LINER	SIZE	MAKE	WT. & GR.	NO. JOINTS	FEET	RKB. TO CSG. HD.	SET AT	REMARKS

TIME DISTRIBUTION–HOURS

	MORN	DAY	EVE
RIG UP & TEAR DOWN			
DRILLING ACTUAL		2½	
REAMING			
CONDITIONING MUD & CIRCULATING			
TRIPS			
LUBRICATE RIG			
DEVIATION SURVEY			
TEST B.O.P.			
CUT OFF DRILLING LINE			
REPAIR RIG	3	3	
[illegible]			
WIRE LINE LOGGING			
RUNNING CASING & CEMENTING			
WAITING ON CEMENT			
DRILL STEM TEST			
OTHER		2½	
FISHING			
COMPLETION WORK: A. PERFORATING			
B. TUBING TRIPS			
C. SWABBING			
D. TESTING			
E. ADDITIONAL			
[illegible]ALS		8	

TIME SUMMARY (OFFICE USE ONLY)

DAY WORK			
HRS. W/DP			
HRS. WO/DP			
HRS. STANDBY			
TOTAL DAY WORK			

WIRE LINE RECORD

REEL NO.	
NO. OF LINES	SIZE
FEET SLIPPED	
FEET CUT OFF	
PRESENT LENGTH	
TON MI. OR TRIPS SINCE LAST CUT	
CUMULATIVE TON MI. OR TRIPS	
NO. OF DAYS FROM SPUD	
CUMULATIVE ROTATING HRS.	

MORNING TOUR

NO.	DRILLING ASSEMBLY AT END OF TOUR		
	STANDS D.P.		FT.
	SINGLES D.P.		FT.
	D.C. I.D. O.D.		FT.
	D.C. I.D. O.D.		FT.
	STB. BODY O.D.		FT.
	STB. BODY O.D.		FT.
	RMR. BODY O.D.		FT.
	SUBS	220	FT.
	BIT OR C.B. Bell	2.65	FT.
			FT.
	KELLY DOWN	41.50	FT.
	TOTAL	46.35	FT.
WT. OF STRING			LBS.

BIT RECORD		
BIT NO.	1	
SIZE	13¾	
MFG.	HW	
TYPE	OSC3	
NOZZLE NO.	open	
NOZZLE SIZE	1	
SER. NO.	16560	
DEPTH OUT		
DEPTH IN	0	
TOTAL FTG.	46	
TOTAL HR. RUN	1	
COND. OF BIT	RUN	
REAMER NO.		
REAMER TYPE		

MUD RECORD		
TIME		
WEIGHT		
VISC.-SEC		
W.L.-C.C.		
FL.TR. CK.		
PH		
SD. CONT. %		
PRESSURE GRADIENT		

MUD & CHEMICALS ADDED

TYPE	AMT.	TYPE	AMT.
Gel	200		
Lime	50#		

DRILLER: C. Faulner

FOOTAGE FROM	TO	DR.-D RM.-R CORE.-C	CORE NO.	FORMATION (SHOW CORE RECOVERY)	ROTARY RPM	WT. ON BIT 1000#	PUMP PRESS	PUMP NO. LINER SIZE	S.P.M.	PUMP NO. LINER SIZE	S.P.M.	METHOD RUN SGL.-S PAR'EL-P COM'D-C
0	46											

DEVIATION RECORD	DEPTH	DEV.	DIRECTION	DEPTH	DEV.	DIRECTION	DEPTH	DEV.	DIRECTION

TIME LOG FROM	TO	ELAPSED TIME	DETAILS OF OPERATIONS IN SEQUENCE AND REMARKS
12:00	12:15		Rig Ser
12:15	2:00		Rig up to Spud
2:00	2:30		Work on Cellar Jet
2:30	3:30		Spud IN AND Drilling
3:30	4:45		Work on Jet
4:45	6:00		LAY Down Kelly pick up Collars
6:30	8:00		to Drill Mouse Hole and Rat Hole

DAY TOUR

NO.	DRILLING ASSEMBLY AT END OF TOUR		
	STANDS D.P.		FT.
	SINGLES D.P.		FT.
2	D.C. 6¾ I.D. O.D.	60.74	FT.
	D.C. I.D. O.D.		FT.
	STB. BODY O.D.		FT.
	STB. BODY O.D.		FT.
	RMR. BODY O.D.		FT.
	SUBS O.D.		FT.
1	BIT OR C.B.		FT.
	CHAMPION		FT.
	KELLY DOWN	41.50	FT.
	TOTAL	106.00	FT.
WT. OF STRING			LBS.

BIT RECORD		
BIT NO.	1	
SIZE	13¾	
MFG.	H.W.	
TYPE	OSC3	
NOZZLE NO.	6	
NOZZLE SIZE	17	
SER. NO.	16560	
DEPTH OUT		
DEPTH IN	0	
TOTAL FTG.	106	
TOTAL HR. RUN	3½	
COND. OF BIT	RUN	
REAMER NO.		
REAMER TYPE		

MUD RECORD		
TIME		
WEIGHT		
VISC.-SEC		
W.L.-C.C.		
FL.TR. CK.		
PH		
SD. CONT. %		
PRESSURE GRADIENT		

MUD & CHEMICALS ADDED

TYPE	AMT.	TYPE	AMT.
Gel	30 sks		
Caustic	2 sks		

DRILLER: [illegible]

FOOTAGE FROM	TO	DR.-D RM.-R CORE.-C	CORE NO.	FORMATION (SHOW CORE RECOVERY)	ROTARY RPM	WT. ON BIT 1000#	PUMP PRESS	PUMP NO. LINER SIZE	S.P.M.	PUMP NO. LINER SIZE	S.P.M.	METHOD RUN SGL.-S PAR'EL-P COM'D-C
46	106	D			120	ALL	175	7¼ X 15	60	5½ X 12		S

DEVIATION RECORD	DEPTH	DEV.	DIRECTION	DEPTH	DEV.	DIRECTION	DEPTH	DEV.	DIRECTION

TIME LOG FROM	TO	ELAPSED TIME	DETAILS OF OPERATIONS IN SEQUENCE AND REMARKS
8:00	10:30	2½	DRLG MOUSE HOLE + RAT HOLE
10:30	12:00	1½	WORK ON CELLAR JET + STAND BY PUMP
12:00	1:00	1	DRLG 13¾ HOLE
1:00	2:00	1	WORK ON Rig FUEL PUMP
2:00	3:00	1	DRLG 13¾ HOLE
3:00	3:30	½	WORKS ON MUD HOLE ON MUD TANK
3:30	4:00	½	DRLG 13¾ HOLE

EVENING TOUR

NO.	DRILLING ASSEMBLY AT END OF TOUR		
	STANDS D.P.		FT.
	SINGLES D.P.		FT.
	D.C. I.D. O.D.		FT.
	D.C. I.D. O.D.		FT.
	STB. BODY O.D.		FT.
	STB. BODY O.D.		FT.
	RMR. BODY O.D.		FT.
	SUBS O.D.		FT.
	BIT OR C.B.		FT.
			FT.
	KELLY DOWN		FT.
	TOTAL		FT.
WT. OF STRING			LBS.

BIT RECORD		
BIT NO.	2RR	
SIZE	8¾	
MFG.	HW	
TYPE	WD7	
NOZZLE NO.		
NOZZLE SIZE	open	
SER. NO.		
DEPTH OUT		
DEPTH IN		
TOTAL FTG.		
TOTAL HR. RUN	1½	
COND. OF BIT		
REAMER NO.		
REAMER TYPE		

MUD RECORD		
TIME		
WEIGHT		
VISC.-SEC		
W.L.-C.C.		
FL.TR. CK		
PH		
SD. CONT. %		
PRESSURE GRADIENT		

MUD & CHEMICALS ADDED

TYPE	AMT.	TYPE	AMT.

DRILLER:

FOOTAGE FROM	TO	DR.-D RM.-R CORE.-C	CORE NO.	FORMATION (SHOW CORE RECOVERY)	ROTARY RPM	WT. ON BIT 1000#	PUMP PRESS	PUMP NO. LINER SIZE	S.P.M.	PUMP NO. LINER SIZE	S.P.M.	METHOD RUN SGL.-S PAR'EL-P COM'D-C
106	141											

DEVIATION RECORD	DEPTH	DEV.	DIRECTION	DEPTH	DEV.	DIRECTION	DEPTH	DEV.	DIRECTION
	96			130	1°				

TIME LOG FROM	TO	ELAPSED TIME	DETAILS OF OPERATIONS IN SEQUENCE AND REMARKS
4:00	4:15	¼	Rig Ser. + Survey @ ~~106~~ 96'
4:15	4:30	¼	DRLG 13¾ Hole
4:30	5:00	½	Pull out 13¾ Bit + Put on 8¾ + Run in Same
5:00	6:30	1½	DRLG 8¾ Hole → Cleaning Hole
6:30	7:00	½	~~Pull out Bit + Work on Cleaner + Run in Same~~
7:00	7:30	½	~~Ream~~ Circ. Hole Clean
7:30	8:00	½	Pull out + Put on Hole Cleaner
8:00	11:00	4	~~Reaming~~ Drill ahead