Drilling Authority No. 211
Date Issued December 20, 1965

WELL NAME HB Amerada Cassell A-37
FIELD
Area:
LOCATION: Unit A Section 37 Grid 61-50; 122-30
Latitude 61-46-9.15 Longitude 122-35-55.3
From Established Reference Marker

Rig Release Date:
Status
Information Release Date

CHANGE OF NAME:

DATE RECEIVED	INDEX
	Application for a Drilling Authority.
	Well Completion Data.
	Well History Report.
	Application to Amend a Drilling Authority.
	Application to change a Well Name.
	Application to Abandon a Well or Suspend Drilling.
	Application to Alter Condition of a Well.
	Well History Supplement.
	Well Completion Data.
	Work-over Report No.
	Application to Commingle Production before Measurement.
	Data for Back Pressure Test on Natural Gas Wells — Monograph 7 Method.
	Data for Back Pressure Test on Natural Gas Wells — Vitter's Method.
	M.P.R. — Oil — Calculations.
	New Oil Well Report.
	New Gas Well Report.
	Well Inspection Report.
	Rig Inspection Report.
	Battery Inspection Report.
	Equipment Report.
	Well Card.
	Well Visit.
	Daily Drilling Reports.
	Logs. Large scale ..... Small scale .....

NANR 52-90(11-62)

Drilling Authority No. 211
Date Issued 12/20/65

CANADA

DEPARTMENT OF NORTHERN AFFAIRS AND NATIONAL RESOURCES
RESOURCES DIVISION

WELL COMPLETION DATA

(To be submitted in duplicate within thirty days after the completion rework, abandonment, recompletion or suspension of every well.)

Well name and number HB Amerada Camsell A-37

Permit No. 3063 Lease No. ~~A-37~~

HBOG - Amerada (Permittee, Licensee, Lessee) Exploratory Licence No. 722

Hudson's Bay Oil and Gas Company Limited (Operator) Exploratory Licence No.

Location: Unit A Section 37 Grid 61° 50', 122° 30'

Latitude 61° 46' 9.15" Longitude 122° 35' 55.3"

From Established Reference Marker Seismic shot point 596

	DATE	DEPTH
Spudded	2/16/66	
Suspended		
Resumed		
Finished Drilling	3/12/66	3284
Deepened		
Complete (gas/oil)		
Abandoned	3/16/66	
Rig released	3/16/66	

Pool (s)

Interval(s) open to production

Elevation: Gr. 1174 feet

K.B. 1186 feet

Drilling Contractor & Rig No. Guthrie McLaren Drilling Co. # 5

Contractor's Licence No. 24248

CASING RECORD

Casing Size (Inches)	Grade	Weight	Amount	Set at—	Sacks of Cement and Additives ~~XXXXX~~
1. 10-3/4	J-55	40.5	608.36	605	465 sacks construction cement plus 2 percent calcium chloride.
2.					
3.					
4.					
5.					
6.					

GEOLOGICAL TOPS	ELEVATION Depths	ELEVATION Sub-Sea
Horn River Shale	870	+316
Hume	1030	+156
Sibbeston Zone	1085	+101
Nahanni	1098	+ 88
Headless	1604	-418
Landry	1690	-504
Upper Chinchaga Manetoe	1893	-707
Lower Chinchaga Arnica	2268	-1182
Cambrian	2430(IES)	-1244
	2442(GS)	-1256
Precambrian	3240	-2054

CORE RECORD

From	To	Rec.	From	To	Rec.
1104	1124	20'			
3083	3084	3-1/2"			

LOG RECORD

Run No.	Type of Log	From	To
	Induction Electric		
1	2" scale	3284	605
2	5" scale	3284	605
	Gamma Ray Sonic Caliper		
3	2" scale	3284	605
4	5" scale	3284	605
5	Dip Meter	3284	~~605~~ 870

NANR 53-90(2) (11-61)

CEMENTING RECORD (Plug, Squeeze, etc.)				PERFORATING RECORD (Bullet, Jet)				SERVICING RECORD (Acidizing, Fracing, etc.)			
Date	From	To	Remarks	Date	From	To	Remarks	Date	From	To	Remarks
2/18/66	G.L.	605	Securing casing								
3/15/66	2045	2240	Plug # 1 - 95 sacks 10% $CaCl_2$								
3/16/66	555	655	Plug # 2 - 100 " "								
3/16/66	5	10	Plug # 3 - 5 sacks below ground								
			Plate welded on top								

DRILL STEM TESTS

No.	Date	Formation	From	To	V.O. Mins.	I.S.I. Mins.	F.S.I. Mins.	I.S.I.B.H.P.	F.S.I.B.H.P.	I.F.B.H.P.	F.F.B.H.P.	I.H.P.	F.H.P.	REMARKS
1	3/14/66	Middle Devonian	2095	2190	60	60	60	689	689	90	390	999	999	Good initial puff for 4-1/2 mins. Open on 1/2" choke - fair blow throughout test. Lost approximately 25 feet mud in annulus. Recovered 725' mud specific

ANALYSIS

Lab. No.	Sample	From	To	Source	Remarks

PRESENT STATUS OF WELL

Oil		(Interval)
Gas		(Interval)
Dry	X	
Susp.		

Company Hudson's Bay Oil and Gas Company Limited

Signed by E. J. Chaput

Title District Superintendent

Date May 20, 1966

Forms to be prepared in duplicate and forwarded to the Oil Conservation Engineer, Calgary, Alberta.

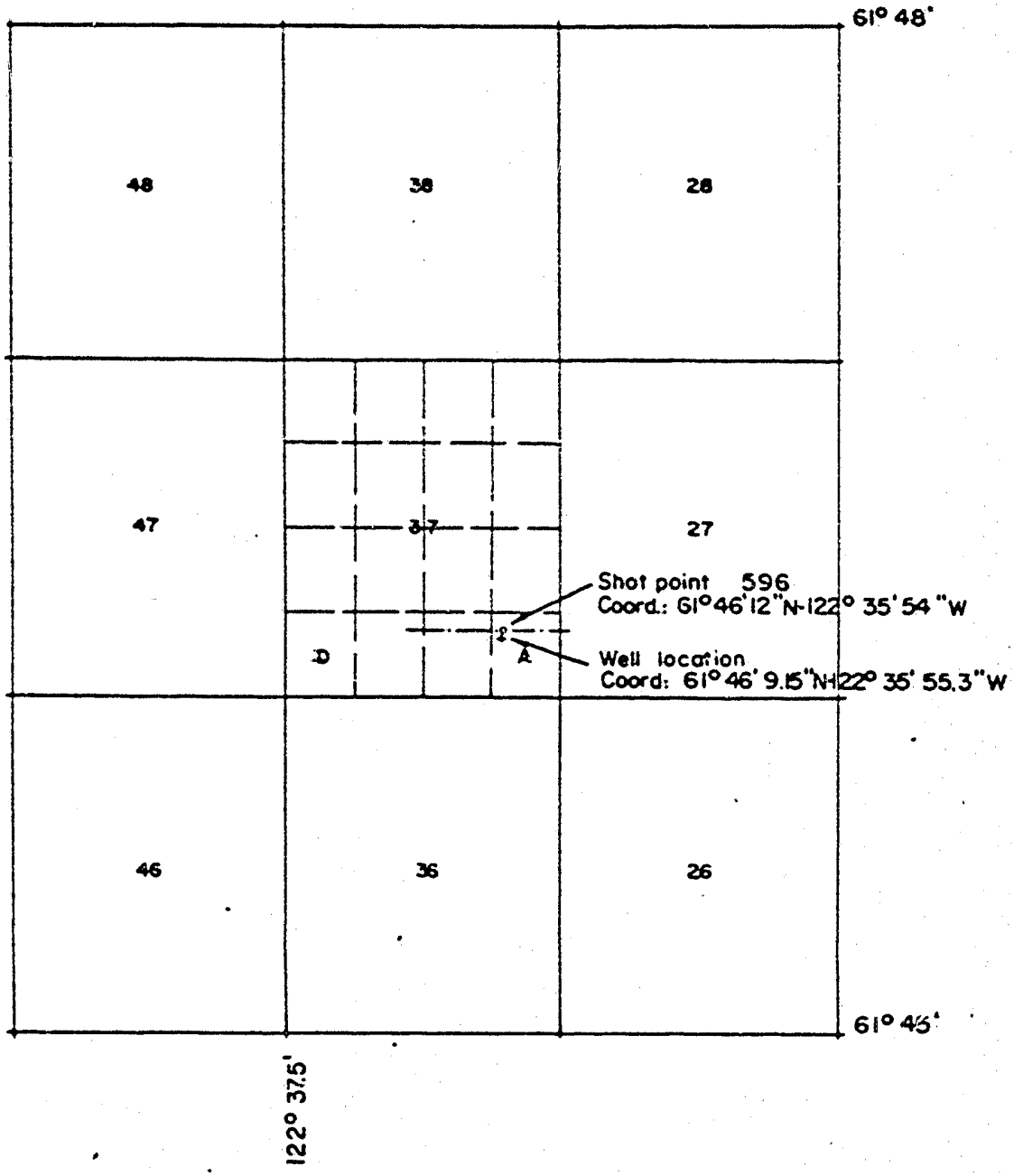

Hudson's Bay Oil and Gas Company Limited
Production Dept. Edmonton District

Plan showing location of Wellsite

HB AMERADA Camsell A-37

Loc. NE Ref. Cor. 61° 50" N & 122° 30' W

Scale 3" = 2 mi.	Drawn J.D.	Drawing no.
Date May 26/66	Ck'kd.	

POOR COPY

File No.
Drilling Authority No. 211

DEPARTMENT OF NORTHERN AFFAIRS AND NATIONAL RESOURCES
RESOURCE MANAGEMENT DIVISION

Application to Abandon or Modify or Suspend Drilling

In compliance with the "Canada Oil and Gas Land Regulations", application is hereby made for approval to abandon, to suspend drilling—
Name and number of well HB Amerada Cornwall A-37
Location: Unit A Section 37 Grid 61° 50' 122° 30'
Latitude 61° 46' 9.15" Longitude 122° 35' 55.3"
From Established Reference Marker Seismic shot point 596

Permit No. 3063 Lease No. A-37

Hudson's Bay Oil and Gas Company Limited
(Permittee, Licensee, Lessee)

Date of commencement of proposed program March 16, 1966

OIL, GAS, AND WATER ENCOUNTERED
(Depths)

Oil at Nil
Gas at Nil
Water at DST #1 Interval 2095-2190 Rec. 725' Muddy fresh water
Total Depth 3290 Date of last operations
Present condition of well

CASING RECORD

Casing Size O.D. Inches	Weight	Amount	Set At—	Sack of Cement and Additives	Amount Pulled
1. 10-3/4	40.5	608.36	605	465 sacks 2%$CACL_2$	Nil
2.					
3.					
4.					
5.					

PROPOSED ABANDONMENT PROGRAM

Plug No.	Plug Position	Geological Formation	Number of Sacks of Cement	Remarks
1	2035-2240	Arnica	80 sks	Feel in 8 hrs.
2	555-655	surface pipe	90 sks	Feel in 8 hrs.
3	cut csg. 3'	below surface	5 sks.	
		Weld on plate		

The following logs have been run Induction Electrical Sonic, Dipmeter, Gamma Ray
Other operations proposed Sonic Caliper

Operations to be carried out by Hudson's Bay Oil and Gas Company Limited Contractor Licence No. 24248
Address 10244 - 103 Street, Edmonton Address 14630 - 119 Ave., Edmonton
Responsible Agent in field Norman Dease
Dated at Edmonton, this 15 Day of March 19 66
Signed by [signature] Company HUdson's Bay Oil and Gas Company Limited
Title District Superintendent Operator's Exploratory Licence No. 722

Note:—The Oil Conservation Engineer's office must be notified before work is commenced.

(For RESOURCE MANAGEMENT DIVISION use only)

APPROVAL

This application has been examined and proposed programme approved, subject to the following conditions:

Confirming oral approval given by Mr. B.H.J. Thoms on 15th March 1966.

Dated March 17, 66

[signature]
Oil Conservation Engineer

Forms to be submitted in triplicate to Oil Conservation Engineer, Calgary, Alberta

MAR 18 1966

NANR 52-90 (S) (7-65)

File No.

Drilling Authority No. 211

DEPARTMENT OF NORTHERN AFFAIRS AND NATIONAL RESOURCES
RESOURCE MANAGEMENT DIVISION

Application for a Drilling Authority

This notice of intention to begin drilling operations, in triplicate, and where required a plan of survey approved by the Surveyor General showing the target area or the site of the well must be submitted and approved before commencing operations.

In compliance with the "Canada Oil and Gas Land Regulations", application is hereby made for approval to drill:—

Name and number of well H.B. Amerada Camsell A-37

Location: Unit A Section 37 Grid 61° 50' 122° 30'

Latitude 61° 46' 9.15" Longitude 122° 35' 55.3"

From Established Reference Marker Seismic Shot Point 596

Elevation: Ground 1174 feet K.B. 1190 feet estimated feet above sea-level.

Well is expected to produce from Middle Devonian Carbonate formation at a depth of about 3600 feet.

Area assigned to well (for Oil Conservation Engineer's use only)

Permit No. 3063 Lease No. Acreage 60,622

Permittee, licensee, or lessee H.B.O.G. 50% - Amerada 50%

Exploratory Licence No. 722

Surface owned by Crown or (If alienated, submit name and address of owner and occupant.)

Petroleum and natural-gas rights owned by Crown

We propose to use the following strings of casing, either cementing or landing them as indicated below:—

Casing Size O.D. (Inches)	Weight (Lb./Ft.)	Grade	Brand	New or Used	Estimated Depth	Sacks of Cement
1. 10¾	40.5	J-55	Seamless	New	600	Sufficient to return to surface plus 2% calcium chloride.
2.						
3.						
4.						
5.						

Expected water, gas, and oil horizons and type of control equipment

Manetoe, Arnica and Pre-Devonian

Double Gate blowout preventer and Hydrill plus adequate mud system.

Well will be drilled with (Rotary) Rig No. 5 by Guthrie McLaren Drilling Limited
(Cable) (Drilling Contractor or company)

14630 - 119th Avenue, Edmonton, Alberta.

Responsible agent of applicant:— Contractor's Business Licence No. 24248

At well Norman Deas At registered office 10244 - 103rd Street

Address 10244 - 103rd Street, Edmonton Address Edmonton, Alberta.

It is understood that if changes become necessary, notice of the change of plan will be submitted.

Dated at Calgary, this 17th day of December, 19 65

Signed by [signature] Company HUDSON'S BAY OIL AND GAS COMPANY LTD.

Title District Landman Operator's Licence No. 722

(For Resource Management Division use only)

APPROVED

This application has been examined and approved subject to the following conditions:—

The Company will submit to this office, on Tuesday of each week, the latest reports received by radio on the progress of the well.

Dated 20th December 1965 [signature]
Oil Conservation Engineer

Forms to be submitted to Oil Conservation Engineer, Calgary, Alberta.

NANR 52-90-1 (7-65)

WELL HISTORY REPORT

HB AMERADA CAMSELL A-37

HUDSON'S BAY OIL AND GAS COMPANY LIMITED

WELL HISTORY REPORT

HB AMERADA CAMSELL A-37

WELL HISTORY REPORT

HB Amerada Camsell A-37

Signed: _____

District Superintendent

Date: _____

HAROLD S. CHAPMAN, P.ENG.
JOHN H. BINNIE, P.ENG.

G. D. CHOQUETTE, A.A.P.G., A.S.P.G.
ROBERT W. MACDONALD, P.ENG.

HAROLD S. CHAPMAN PETROLEUM CONSULTANTS LTD.

627 - 8TH AVENUE SOUTHWEST, CALGARY, ALBERTA • PHONE 269-5811

March 31, 1966

Mr. R. C. Galloway
Hudson's Bay Oil & Gas Co. Ltd.
320 - 7th Avenue S. W.
CALGARY, Alberta

Dear Mr. Galloway:

Re: H. B. Amerada Camsell A-37
(Grid 122° 30' W, 61° 50' N)

This well was spudded February 16, 1966 at 10:00 A.M. Guthrie MacLaren Drilling Co. Ltd., Rig #5, drilled this borehole to a T.D. of 3284 feet (Driller), 3286 feet (Schlumberger), on March 12, 1966 at 8:00 A.M. An abandonment program was initiated on March 15, 1966.

Schlumberger of Canada ran the following logs: Induction E log 3286 feet (Schlumberger) to 604 feet, Sonic Caliper log 3286 feet to 604 feet, and a Continuous Dipmeter from 3281 feet to 870 feet. This latter log recorded a deviation in excess of 11° in the basal portion of the well. The Caliper logs were unable to measure the hole size from 878 feet to 643 feet due to a washed out section.

Traces of porosities were noted, sample intervals as follows: 1091 feet to 1097 feet, 1390 feet to 1400 feet, 1470 feet to 1480 feet, 2100 feet to 2120 feet, 2150 feet to 2160 feet, and 2190 feet to 2210 feet. Logs indicated only the log interval 2109 feet to 2150 feet to be of any economic interest and no hydrocarbon shows were noted.

One drill stem test was carried out by J. C. Eastland Testers, 2095 feet to 2190 feet (Middle Devonian), ISI 60 minutes, VO 60 minutes, FSI 60 minutes. Recovery was 725 feet of muddy fresh water. There was a good initial puff for 4½ minutes, and a fair air blow throughout. Pressures: IH 980, FH 980, ISI 700, FSI 700, IF 100, FF 380.

Two 6 1/8" diamond cores were cut by Eastland Testers. Core #1 1104 feet to 1124 feet (Nahanni) 100% recovery for 20 feet. Number 2 core 3083 feet to 3084 feet, recovery was 3½". This core ruined the diamond bit .

Surface casing consisted of 605 feet of 10 3/4" 40.5 lbs. J 55 ST&C casing.

Milchem supplied mud materials, and they were released of their mud superivision by Mr. H. Fogarty, Engineer, who took over the drilling fluid supervision in the early part of the hole to T.D.

My gological supervision commenced February 14, 1966, however due to numerous delays the well itself was not spudded until February 16, 1966.

Samples were lagged and saved from 605 feet to 3284 feet. They were examined with a binocular microscope and all porosities were checked with a fluoroscope and CCL_4 for hydrocarbon shows. The bottled cuts (Hudson's Bay Oil & Gas and Amerada) were delivered to Hudson's Bay Oil & Gas Co. Ltd., Edmonton and Calgary offices. Core #1 was shipped to H.B.O.G. Edmonton office and core #2 was delivered to the Calgary office. Bagged samples were delivered to the Oil and Gas Board's Core Storage Centre in Calgary, March 22, 1966.

Samples were generally of a poor quality due to water or low viscosity drilling fluids being used, and also partially due to button bits being employed in drilling. Sample interpretation was very difficult due to this low viscosity drilling fluid, in that much of the drilled cuttings did not reach surface but were apparently suspended somewhere in the hole, and whenever a survey or connection was made or any stoppages occurred these fell to the bottom and were reworked with fresh drilled cuttings.

The section 878 feet to 643 feet sluffed in during most of the drilling operation, at times so severely as to give 100% glacial sand samples. The above only desisted when viscosities were raised sufficiently so as to give the section a mud cake and thus hold the soft friable sand in place. Loss circulation

occurred throughout much of the drilling of this borehole and it is felt that the above sand section was the "thief zone". A direct correlation was apparent when viscosities were raised to good sample quality, also clean hole, as during most of the drilling, fill was present on bottom.

A fishing operation occurred on March 6, 1966, just prior to cutting a core, when part of the drill string, a bit and a Totco survey instrument were lost in the hole. These were subsequently recovered on March 8, 1966. A good bottom hole sample was secured out of the bit consisting of coarse clean cuttings. Several other samples were obtained from other sections of the fish. These, although considered to be from bottom or near bottom showed definite grading as to grain size. The obtaining of these particular samples alleviated the necessity of cutting the proposed core.

I would like to express my thanks to Mr. A. Lymburner, Tool Push of Rig #5, for his cooperation, and to the drilling crews. I would also like to express my appreciation to Mr. Bill Granley, pilot of Hudson's Bay Oil & Gas Co., Beaver Air Craft, for his willing assistance and cooperation.

Respectfully submitted,

G. B. Choquette

GBC/jj

INDEX

WELL HISTORY REPORT

SUMMARY OF WELL DATA

Well Name: HB Amerada Camsell A-37

Permittee, Licensee or Lessee: HBOG 50% - Amerada 50%

Name of Operator: Hudson's Bay Oil and Gas Company Limited

Location: Unit A, Section 37, Grid 61° 50' N, 122° 30' W
Latitude 61° 46' 9.15" N, Longitude 122° 35' 55.3" W

Coordinates: From established Reference Marker
Seismic Shot Point 596

Permit No.: 3063

Drilling Contractor: Guthrie McLaren Drilling Limited
Rig No. 5, Type Emsco GB 250T

Drilling Authority: No. 211, issued December 20, 1965

Classification: Wildcat

Elevations: Ground 1174 feet
Kelly Bushing: 1186 feet

Spudded: February 16, 1966

Completed Drilling: March 12, 1966

Total Depth: 3284 feet

Well Status: Plugged and Abandoned

Rig Released: March 16, 1966

Hole Size: 15 inches to 269 feet
13-3/4 inches to 605 feet
8-3/4 inches to 3284 feet

Casing: 10-3/4 inch, 40.5 lb., J-55 @ 605'

GEOLOGICAL SUMMARY

Formation Tops:

Formation Marker	Sample Tops (Feet KB)	(sub sea)	E-Log (feet KB)	(sub sea)
Spuds in Glacial Till				
Simpson Shale	880	+ 306		
Horn River Shale	950	+ 236	870	+ 316
Hume	1030	+ 156	1030	+ 156
Sibbeston Zone	1090	+ 96	1085	+ 101
Nahanni	1098	+ 88	1098	+ 88
Headless	1540	- 354	1604	- 418
Landry	1690	- 504	1690	- 504
Upper Chinchaga Manetoe	1920	- 734	1893	- 707
Lower Chinchaga Arnica	2290	-1104	2268	-1182
Cambrian	2485	-1299	2430(IES)	-1244
			2442(GS)	-1256
Precambrian?	3247	-2061	3240	-2054
TD	3284	-2098	3286	-2100

Cored Intervals

No.	Formation	Interval (Feet KB)	Recovered
1	Mid Devonian	1104-1124	20 feet
2	Cambrian ?	3083-3084	3-1/2 inch
	Precambrian ?		

Core Descriptions:

Core # 1

Box # 1
4.6'

Limestone, dark grey to black, fine to microcroptalline, shaly, much secondary crystalline quartz Crinoids, Stromatoperoids and Corals common, some coarse crystalline white calcite fracture infill, some vertical fracture, few stringers and zones of slight calcareous hard silicious medium sandstone with black petrobiferous, carbonaceous, argillaceous infill,limestone

grades to limy fossiliferous black shale with much secondary crystalline silica, and fossil fragments. NOTE: appears more fragmental, large Crinoids common, Corals common, few Stromatoperoid at base of interval.

Box # 2
4.9'

As above, large Corals common, some fragmental zones of large fossil masses, Bryozoa, Stromatoperoid, and rare Gastropod?, decrease sand and secondary silica. NOTE: fossils as above, increase Stromatoperoid, decrease large Crinoid, Corals at base of interval.

Box # 3
4.0'

Same, some sylolitic partings, some fine fracture, with calcite infill, fossils as above, large Corals common in basal foot.

Box # 4
3.1'

Same, fossils mostly Stromatoperoid, and algal masses with few quartz grains (medium to coarse and round to sub angular) within fossil fragments.

Core # 2

1/2"

Siltstone, shale and silty sandy anhydrite, very finely laminated, grey-green to green, with dark green partings.

1-1/4"

Quartzite grey-green

3/4"

Shale, dark green with laminae of silty anhydrite and quartzite.

1"

Quartzite grey-green
NOTE: 30° nedding, some are slightly irregular, core is finely fractured vertically and at other angles, some slippage faces, trace pyrite fracture infill.

SAMPLE DESCRIPTION
HB AMERADA CAMSELL A-37
GRID 122° 30' W, 61° 50' N

600-670	Cement and rubber, loose varicoloured sand
670-880	Missing
880-1030	Note: Loose glacial sand present throughout samples in varying degrees
880-890	Shale, medium to dark grey, platy, micromicaceous, siltstone, grey, laminae
890-900	Shale, light to medium grey, platy, micromicaceous, silty in part, trace hard sandstone stringers
900-910	Shale as above, silstone 5%
910-920	Shale as above, very finely laminated, some black shale
920-930	Shale as above, silstone 5%, hard quartzitic, light to dark grey, trace pyrite
930-950	Shale as above, trace silstone
950-960	Shale as above, slight increase dark grey to black shale laminae
960-970	Shale, light to dark grey to black finely textured, laminae (black shale = 10%)
970-980	Shale appears slightly softer, to flakier
980-990	Shale as above, black = 20%
990-1000	Shale, very pyritic, very fine pyrite crystals
1000-1010	Shale, black to grey, bituminous, brown stringers, very finely laminated, flaky to very finely platy
1010-1020	Shale, very fine and very pyritic, partly silty
1020-1030	Shale, trace white, dense dolomite fracture infill
1030-1040	Shale as above, limestone 20%, white, chalky, dark pellets and fragments, trace fossils?

1040-1050	Shale, dark grey to black, white limestone 10%, trace fossils?, trace biotite
1050-1060	Trip sample As above, some cement
1060-1070	Shale, dark grey, with much interbedded limestone (20%), and secondary quartz laminated biotite
1070-1080	Shale, grey to black, much varicoloured sand cavings, very poor sample
1080-1090	Same?, sample mostly varicoloured sand cavings
1090-1091	Cement and shale, very poor sample
1091-1094	Sandstone, quartz, subangular, siliceous, partly black, siltstone 10%, hard, arillaceous, trace biotite, secondary quartz crystals
1094-1096	Sandstone, siltstone 10%, some pyrite and secondary quartz crystals
1096-1097	Sandstone as above, black, clear, limestone 10%, and siltstone 10%, pyrite and secondary quartz, trace isolated porosity
1097-1100	Siltstone, white to black, hard siliceous, argillaceous quartzitic, secondary quartz, limestone 10% and sandstone 10%
1100-1103	Siltstone, dark grey, sandstone 30%, light grey, limy with bituminous argillaceous and shaly matter, interbedded limy secondary quartz crystalline sandstone
1103-1104	Siltstone, dark grey, sandstone 20% light grey, limestone 20%, course clear crystals
1104-1124	See Core #1 description
1124-1130	Limestone, dark grey, highly fossiliferous, much intermixed shale
1130-1180	Limestone, dark grey, as above, mottling due to fossil matter

1180-1190	Limestone as above, grading lighter
1190-1200	As above, light to dark grey
1200-1210	Limestone, light brown, with much of above mottling
1210-1240	Limestone, light to dark grey, mottled, highly fossiliferous, trace tan
1240-1270	Limestone, as above, with very fine to fine tan limestone, partly fossiliferous
1270-1280	Limestone, light to dark brown, partly fossiliferous, increase argillaceous dark limestone
1280-1290	Limestone, light brown, some argillaceous partings
1290-1370	Limestone, brown to dark grey, argillaceous to shaly, dark grey to black stringers and patches
1370-1390	Limestone brown to grey, argillaceous as above
1390-1400	Limestone, brown to grey, argillaceous to shaly, trace fine vuggy porosity?
1400-1410	Limestone as above, much glacial sand
1410-1420	Same
	Note: Samples are very fine, drilled with button bit and water
1420-1430	Limestone, dark grey, argillaceous to shaly, very finely crystalline in part, some limy black shale partings
1430-1440	Limestone as above, grading to light grey in part, much glacial sand caving
1440-1460	Same, trace brown very fine crystalline limestone
1460-1470	Limestone, black to light grey, cryptocrystalline, argillaceous, mottled in part, some cryptocrystalline medium brown limestone, black bituminous limy shale partings, some white chalky limestone (fossil?)
1470-1480	As above, with trace course calcareous crystals, trace fine vuggy porosity?, trace fossil fragments

1480-1490	Limestone, medium brown, to light brown, dense to cryptocrystalline, some black argillaceous limestone as above
1490-1500	Limestone, light to dark brown, cryptocrystalline, argillaceous in part, with chalky fine grained limestone (due to drilling)
1500-1520	Same, much dark grey to black, finely crystalline, argillaceous to shaly limestone, and limy shale partings
1520-1550	Limestone, dark to light grey, minor brown limestone, very fine to cryptocrystalline, dark grey limestone is argillaceous to shaly (section probably a dark grey limestone, with light grey mottling)
1550-1560	Same, slight increase in medium brown dense to cryptocrystalline limestone
1560-1570	Limestone, dark to light grey, argillaceous to shaly, very fine to cryptocrystalline, some dense to cryptocrystalline medium brown limestone (chalky white limestone due to drilling is common)
1570-1580	Limestone, medium brown, cryptocrystalline to lithographic, some of above dark to light grey limestone
1580-1600	Limestone, as above, decrese of brown to 50% of sample
1600-1610	Limestone, medium brown, lithographic to cryptocrystalline, with black petroliferous argillaceous limestone
1610-1620	Limestone, medium brown as above
1620-1630	As above, increase dark grey limestone (Note: due to deviation, surveys are being taken 15 to 20', and as water is being used as the drilling fluid, cutting etc. settled to bottom while survey is run)
1630-1640	Limestone, dark grey to medium brown, grey limestone is argillaceous, dense to very finely crystalline, brown limestone dense to lighographic

1640-1650	As above, with slight increase light grey limestone, trace green shale - partings?
1650-1660	As above, (trip sample much cavings)
1660-1680	Limestone, light to medium grey, dense to cryptocrystalline to lithographic, argillaceous in part, some dense medium brown limestone
1680-1690	Limestone, light grey to tan, lithographic to cryptocrystalline, dark argillaceous partings
1690-1700	Same, (chalky in part, due to drilling with button bit)
1700-1720	Limestone, light grey to tan, lithographic to cryptocrystalline, partly chalky
1720-1730	Limestone, light grey, white to tan, lithographic to crystalline, some minor brown lithographic limestone
1730-1740	Same, trace calcite, trace dark grey argillaceous matter
1740-1750	Limestone, dark grey to black to dark brown, chalky to microcrystalline, argillaceous to shaly, fine mottled, speckled, some coarse calcite crystals, very finely crystalline, argillaceous limy dolomite stringers
1750-1760	Limestone, dark grey to black, dark grey-brown, cryptocrystalline to microcrystalline, some dolomitic stringers, argillaceous and limy in part
1760-1770	Limestone, light grey, trace grey, lithographic to cryptocrystalline, some white partly chalky limestone due to drilling with button bit, some of above dark grey limestone
1780-1800	Limestone, as above, grading to light brown in part (probably massive dense limestone)
1800-1820	Same, trace dark brown, very finely crystalline limestone

1820-1830	Same, rare pellet shadow
1830-1840	Same, this sample contains much glacial sand and limestone does not appear truly representative of section drilled, tanks were gunned out
1840-1850	Limestone, dark brown-grey to light grey, very finely crystalline, partly argillaceous very poor sample
1850-1860	Same, very poor sample
1860-1890	Limestone, light to dark grey, dense to micro-crystalline partly argillaceous, sand common, caving common
1890-1900	Limestone, white to light grey, dense to crypto-crystlline, white to clear crystalline calcite (some crushed)
1900-1910	Note: Samples are logged as to percentage in sample Limestone, as above, with some tan dense limestone, some chalky, due to drilling
1910-1920	As above, with very rare trace of light grey, very finely crystalline dolomite
1920-1930	Limestone, as above, with light grey, micro-crystalline dolomite
1930-1940	Same, trace of ine crystalline pyrite in dolomite, some clear calcite crystals
1940-1950	As above, (it is possible that section is a light grey very finely crystalline dolomite and limestone in sample is actually drag) 70% limestone, 30% dolomite
1950-1970	As above, limestone and dolomite may be interbedded
1970-1990	Limestone, as above, trace pyrite, with light grey microcrystalline dolomite, clear calcite common
1990-2000	Dolomite, light tan-grey to light grey, micro-crystalline trace tan very fine crystalline dolomite (sample has some limestone from above?)
200-2010	As above, increase dense grey limestone, trace orange-yellow colour

2010-2020	Dolomite, light grey, tan to light brown, micro to very finely crystalline, limestone common
2020-2030	Dolomite as above, with minor medium grey very finely crystalline dolomite, some medium brown very finely crystalline limestone (section mottled?)
2030-2040	Limestone, grey-brown, dense, with some of above dolomite, calcite crystals common, clear to white
2040-2050	Dolomite, light grey to brown, microcrystalline, clear calcite fracture?, infill common, above limestone common
2050-2060	Dolomite, light to medium grey, brown, microcrystalline to cryptocrystalline, very finely pyritic in part, some medium to coarse dolomite crystals (inclusions and patches?)
2060-2070	Dolomite as above
2070-2080	Dolomite as above, some clear calcite, some dark mottling, some very fine pyrite
2080-2090	Dolomite, light grey to tan, microcrystalline to crypto crystalline, light grey to tan, dense limestone, some clear calcite
2090-2100	Dolomite, tan, with some light grey, cryptocrystalline some dark argillaceous partings
2100-2110	Same, <u>trace fine vuggy porosity</u>
2110-2120	As above, trace pyrobitumen, trace grey-green siltstone (partings)
2120-2130	Same, light coloured dense limestone common, <u>no porosity noted</u>
2130-2140	Same, trace medium to dark brown, cryptocrystalline to dense limestone, trace light coloured calcite
2140-2150	Dolomite, as above, with black bitumen argillaceous infill, dolomite and limestone grading to medium brown, trace yellow, orange staining, sulphur?

2150-2160	As above, some slight mineralization, pyrite etc., in partings, and scattered patches, some coarse white to translucent dolomite crystals, trace intercrystalline porosity (in one chip under 40X)
2160-2170	As above, no porosity noted
2170-2180	Dolomite, tan-grey to grey-brown, cryptocrystalline to microcrystalline, trace scattered yellow stain,
2180-2190	Same, appears to be mottled, trace very fine pyrite, some dark brown grey argillaceous?, dolomite, some light grey to white limestone
2190-2210	Dolomite, as above, grading slightly darker, trace very fine intercrystalline porosity (40X)
2210-2230	Dolomite, tan-grey to dark brown, with black mottling, trace very fine crystalline pyrite, limestone common
2230-2240	Dolomite, tan, to dark brown, cryptocrystalline, trace pyritic black argillaceous infill, light coloured limestone
2240-2260	Same, trace yellow stain
2260-2270	Dolomite, grey to brown, cryptocrystalline, trace very fine scattered pyrite crystals, (limestone common, cavings?)
2270-2280	Same, trace yellow stain
2280-2290	Same, trace clear to white crystalline dolomite
2290-2300	Same, trace limy light grey-tan, dense anhydrite to anhydritic limestone (stringers?)
2300-2320	As above, trace tan lithographic limestone, anhdritic appearance
2320-2330	Dolomite, light to medium brown cryptocrystalline, slightly anhydritic in part, some tan lithographic limestone
2330-2340	Dolomite as above (50%) increase above limestone, (40%) dolomitic light brown dense anhydrite (10%)
2340-2350	As above, quartz sand caving common, sample very fine grained (survey)

2350-2360	Same as above
2360-2370	Dolomite, brown, dense to cryptocrystalline, slightly anhydritic siliceous; to anhdrite, dolomitic to limy and siliceous, sample very fine grained (cavings common)
2370-2380	Same, partly argillaceous, much anhydritic limestone and limy anhdrite
2380-2390	Limestone, light grey, grey-brown to medium brown, dense to cryptocrystalline, siliceous, anhydritic in part some of above dolomite
2390-2400	Same, trace yellow dense dolomite, limestone grades to limy anhydrite in part
2400-2430	Same, samples are very fine grained and have much drag (water as drilling fluid)
2430-2440	Trip sample much glacial sand
2440-2450	As above, fine glacial sand
2450-2460	Limestone, grey-brown to brown, dense to cryptocrystalline, slightly siliceous, anhydritic, some brown dense dolomite, much sand
2460-2480	As above, some white calcite, very poor sample mostly sand
2480-2490	Sand, fine glacial, with some fine clear and very fine granular (agglutinated) sandstone, white grains abundant
2490-2500	Sand as above
2500-2510	Sand, fine as above, quartz, clear, white, buff, angular to subangular, some black minute, trace pink grains, partly quarzitic
2510-2520	Dolomite, grey-brown, microcrystalline to cryptocrystalline, siliceous
2520-2530	Dolomite as above, much glacial sand

2530-2540	Dolomite as above, grading to light grey-brown dense to cryptocrystalline, much sand
2540-2550	As above, very high percentage of glacial sand
2550-2570	Dolomite, light grey to brown, cryptocrystalline to very finely crystalline
2570-2580	Sand, fine to medium, white to clear, very fine granular grains, angular to subangular, quartzitic in part
2580-2590	Same, with white grained sand has graded to medium grains
2590-2610	Sand, fine, subangular to subround, clear to white, some buff grains, minor granular quartz grains
2610-2620	Dolomite, light brown-grey, dense to cryptocrystalline, with minor silica and anhydrite, trace light grey siltstone laminae
2620-2630	Dolomite as above, grading grey-brown
2630-2640	As above, with much angular to round quartz sand, few buff grains
2640-2650	Sand, quartz, fine, round to angular, varicoloured grains common, loose
2650-2660	Dolomite, light grey-brown, dense to cryptocrystalline, slightly siliceous, anhydritic, sand common
2660-2670	Sand, fine to medium, round to angular, quartz, with varicoloured grains, loose, some coarse quartzite grains, some carbonaceous matter, minor dolomite as above
2670-2680	Same, with trace chlorite and muscovite, quartzitic in part (stringers?)
2680-2690	Same, some red felspar grains, sharp, fine to medium angular quartz
2690-2700	Sand, fine, loose, quartz, with varicoloured grains, partly quartzitic stringers and laminae

2700-2720	Same, with dark fossiliferous shaly limestone 5% (cavings from Nahanni?)
2720-2730	Sand as above
2730-2740	Sand, quartz, clear to light grey, medium, angular, sharp, splintery, trace chlorite, some varicoloured grains, some of quartz appears to be fine quartz grains, recemented with silica, some dark minor quartzite
2740-2750	Same, trace coarse muscovite, slight increase chlorite
2750-2760	Same
2760-2770	Sand as above, some light grey-green, very finely micaceous, silty schist (stringers?), and chloritic siliceous siltstone, trace pyrite
2770-2780	Same (This sand sequence also has glacial drift continued)
2780-2790	Same, fine to medium in size
2790-2800	Same
2800-2810	Same, trace grey, finely textured shale (combination laminated stringers)
2810-2820	Same, caving from 1090 to 1200, seem to be in this sample (hard siliceous sandstone and fossiliferous dark argill limestone fragments)
2820-2840	Sand, white to clear, very fine, and varicoloured grains trace mica, and pyrite, above cavings common, some coarse calcite trace pyrite, cavings? (this drilled sandstone probably quartzite)
2840-2850	Same, trace light grey, very highly micromicaceous shale
2850-2860	Sand, clear, fine to medium grains, very fine glassy, angular, splintery, some chlorite, trace mica
2860-2870	Sand as above, trace grey micromicaceous shale

2870-2880	Same, trace clear siliceous quartz grains, with intermixed dark minor diorite?
2880-2890	Same, as above, with trace pyrite, trace secondary quartz crystals, (cavings from 1090-1100?), trace red silty micaceous shale, trace felspar
2890-2900	Sand, fine to medium, varicoloured, angular to round, much glacial drift cavings from above
2900-2910	Same, trace pink quartzite, trace dark red granite, felspar, and silty micaceous dark red shale
2910-2950	Sand, quartz, quartzitic grades to quartzite in parts, some fragments of fresh red felspar, some chloritic fine siliceous siltstone stringers, schistozic in part
2950-2960	Same, trace limestone (caving?), some pink, yellow-buff felspar
2960-2970	Same, increase felspar red to pink, fine metal common (bit? collars?), trace pyrite, chlorite common, trace calcite, trace dolomitic limestone grains, clear to orange-buff
2970-2977	Circulating sample Same, but appears increase of cavings, limestone and calcite crystals, one fragment of red biotic chloritic felspar granite, and few small fragments, in place?, caving?

Drilling Time: 2975-2976 - 6½ minutes
2976-2977 - 44 minutes
2977-2977.5 - approx. 2 hours

Pulled out to cut Core #2, lost bit, collars and Totco survey in hole. Long? foot on star recorder chart due to drill string rotating on tool joint.

Note: 1. Irregular drilling rate from 2860-2877 rock formation (wash?) pumps were changed, weight and rpm were both changed at times so that it is very difficult to assess penetration as to lithology
2. Button bit in hole
3. Water as drilling fluid and containing much glacial sand.

2977-2980	Sand, coarse, quartizitic, dolomite, limestone, granite etc., caving, trip sample after fishing, trace yellow-buff microcrystalline dolomite (inclusions in quartzite), (secondary quartzite)
2980-3000	As above, less caving, quartzite, (circulating and cleaning hole)
3000-3010	Quartzite, clear-white (due to drilling with button bit) some cavings, vis. going down after fishing (chips coarse sand size)
3010-3040	Quartzite sand, due to drilling with button bit and drop in vis., trace green argillaceous partings
3040-3050	Quartzite, light grey to light grey-green, slightly argillaceous in part (deep green) trace pyrite, some dark green specks in parts (scattered), rare trace red colour, trace pink to mauve colour in parts, (rare dark red argillaceous partings)
3050-3060	Same, trace pink, pink-brown quartzite, 1 chip buff very fine crystalline dolomite (caving?), rare dark green shale inclusions and partings, some with trace red argillaceous matter
3060-3070	Same, trace pyrite
3070-3083	Same, trace light grey silty siliceous anhydrite
3083-3084	See Core #2 description
3084-3090	Interbedded light green-grey quartzite, green chloritic shale and light olive grey-green massive anhydrite
3090-3100	As above, anhydrite 70%, quartzite 30%, chloritic partings, trace pyrite
3100-3110	Same, some of anhdrite is siliceous, trace red argillaceous partings, trace coarse mica
3110-3120*	As above, sample much finer (lower vis. this affets these samples drastically)

*Shaker being repaired, caught from flow line

3120-3130*	Finely laminated and thinly interbedded quartzite and anhydrite, much chloritic and clear micaceous foliation, trace red colour (good sample)
3130-3140*	As above, but with red-brown micromicaceous shale, quarzite, red-brown argillaceous anhydrite stringers and laminae, trace hackly clear quartz inclusions (fracture due to drilling), trace slickenside
3140-3150*	Same, trace round inclusions, much caving glacial sand
3150-3160*	Very fine sample probably as above, much glacial sand cavings, very poor sample
3160-3170	As at 3150 (shaker repaired vis. getting lower approx. 37, trace pyrite)
3170-3180	As at 3160, very fine sample, fine quartzite, chlorite and anhydrite, grains glacial sand common
3180-3200	Same
3200-3210	Same, (note vis. approximately 31/32)
3210-3220	Finely laminated and foliated, grey-green quartzite, schistosic, chloritic shale and grey-green dense anhydrite chloritic in part, some chloritic spots, some glacial sand cavings
3220-3230	Glacial sand 99 9/10%, trace above
3230-3240	Same Note: bit tripped at 3248 plugged, also drill collars, several found to be washed out possibly starting to affect return drilling fluid stream, very badly as at 3220, cuttings from bottom did not get circulated up past washout. Glacial sand from near surface possibly 600 to 890 plus or minus, started sluffing in after lowering of vis. had removed filter cake buildup just prior to coring. Driller reported to me that some water (driller fluid?) was lost, (probably in glacial sand zone). Pebbles were plugging jets of bit.

3247	Sample from bit at 3247' Finely laminated and foliated grey-green quartzite, schistosic chloritic shale and grey-green siltstone, some red coloration, trace dark grey coloration, some anhydrite, pale green, dense contamination? Note: some bright red veining of the above, thin and haphazard in direction, probably secondary after fracturing appears to be red felspar
3247-3260	1 foot samples taken from this point to 3255, just glacial sand and silt, drilling fluid essentially water
3260-3265	Sand, with fine, coarse quartz fragments
3265-3270	Sand, with green quartzite and white quartzite, and coarse quartz fragments, low vis.
3270-3280	Sand as above, varicoloured, coarse, angular to round, loose, with above quartz and chloritic quartzite, in minor amount
3280-3283	Quartzite, dark to light green, chloritic, foliated and highly micaceous in part, some red felspar veining, some pale grey-green dense anhydrite, caving?, some white, and clear quartz fragments, some purple to mauve garnetiferous appearing quartzite, some quartz and diorite in place?, or from surface glacial sand?
3283-3284	As above caving (glacial common), some chloritic spots
3284	Circulating sample 30 minutes As above
3284	Circulating sample 60 minutes As above, salmon red felspar increase from veining?

CORE DESCRIPTION
HB AMERADA CAMSELL A-37
GRID 122° 30' W, 61° 50' N

Core #1	1104 to 1124	Rec. 20'
Box #1 4.6'	Limestone, dark grey to black, fine to micro-crystalline, shaly, much secondary crystalline quartz Crinoids, Stromatoperoids and Corals common, some coarse crystalline white calcite fracture infill, some vertical fracture, few stringers and zones of slight calcareous hard siliceous medium sandstone with black petro-liferous, carbonaceous, argillaceous infill, limestone grades to limy fossiliferous black shale, with much secondary crystalline silica, (quartz crystals) and fossil fragments. Note: appears more fragmental, large Crinoids common, Corals common, few Stromatoperoid at base of interval.	
Box #2 4.9'	As above, large Corals common, some fragmental zones of large fossil masses, Bryozoa, Stromatoperoid, and rare Gastropod?, decrease sand and secondary silica. Note: fossils as above, increase Stromatoperoid, decrease large Crinoid, Corals at base of interval.	
Box #3 4.0'	Same, some sylolitic partings, some fine fracture, with calcite infill, fossils as above, large Corals common in basal foot	
Box #4 3.1'	Same, fossils mostly Stromatoperoid, and algal masses with few quartz grains (medium to coarse and round to sub angular) within fossil fragments	
Core #2	3083 to 3084	Rec. 3½"
½"	Siltstone, shale and silty sandy anhydrite, very finely laminated, grey-green to green, with dark green partings	
1 ½"	Quartzite grey-green	
3/4"	Shale, dark green with laminae of silty anhydrite and quartzite	
1"	Quartzite grey-green Note: 30° nedding, some are slightly irregular, core is finely fractured vertically and at other angles, some slippage faces, trace pyrite fracture infill	

Hudson's Bay Oil & Gas Company Limited

SAMPLE DESCRIPTIONS

WELL: H B. Amerada Camsell [illegible] 1 37 LOCATION: 61° 50', 122° 30' PAGE: 1

GEOLOGIST: G B Choquette DATE: Feb 21/66 INTERVAL: 600 - 1100

DEPTH	ST.	POR	GRAPHIC LITHOLOGY	CARBONATE Color	Dol %	Lst %	dolic	calc	sdy	sft	hrd	Lst	Dol	Partic Sand	Other (Pred Fossils)	SANDSTONE %	LITH	SILTSTONE %	LITH	SHALE %	LITH	OTHER %	LITH	REMARKS	CODE
600-10																								Cement rubber	
20																								" "	
30																								same sd svg.	
40																								rice sd B grns	
50																	Lse vcl							glacial	
60																								Cement rand	
70																	Lse vcl							glacial, grn, sand	
670 -																								Missing	
880																				30	m/dk gr				
880-90				Motto			lse	glacial										10	gr, lim	20	m/dk gr			plate micro mic	
890-900							sand	present									Lr, hd ste			20	lt/m gr			" micro-mic slty in pl	
910							throughout											5		35	Same				
920							following	samples												20	Same			v f lam, some lt sh	
930			T				in	varying										5	lam	35	Same	tr	pye	silt is hd glis. lt/dk gr	
940								degrees										tr		30	Same				
950																		tr		20	Same				
960																				20	Same			sl mice dk gr/lt sh lse	
970																				20	lt/dk gr/lt sh			dk lt sh c 10% f lcr/lam	
980																				20	Same			app sl calc, / f l	
990																				20	Same			lt sh c 20%	
990-1000																				20	Same			v pyritic, x f pye x	
10																				20	lt/gr	bit, brnd		v f lam sl/v f platy	
20																				20	Same			v f & v pyritic, pl lt y	
30																					Same			to wh dendritic infill	
40			TT	wh			20								tr Sp ?					20	Same			to in shells, dk pel & figs	
50			TT	"			10								"					20	dk gr/lt			same, to biot, l	
60				"			10								"					10	Same			Trace sample, cement	
70				"			20								"					20	lt gr vis	wh inc		slty, b, v sec, pla lam bio	
80																				20	gr/lt			vps, much bel infill, cavg	
90																					Same ?			sampl mostly, vcl sd, svg	
1070-1071																							vps	Cement & sh	
1071-74																20	gtz, sub a, sil, Fe	10	hd, occ					to blebs, sec gtz	
1074-96																10	Same	10						same, pye & sm pl, K	
1096-97																10	Same, lt/dk, slty	10						pye & sm pl, to 15 pc	
1097-1100																10	Same	20	vl/lt					bl, il, sil gtz, sec gtz	

COMPLETE IN DUPLICATE

Hudson's Bay Oil and Gas Company Limited

SAMPLE DESCRIPTIONS

WELL: H B Camsell A37 LOCATION: 61°50', 122°30' PAGE: 2

GEOLOGIST: G B Choquette DATE: Feb 22/66 INTERVAL: 1100 –

DEPTH	ST.	POR	GRAPHIC LITHOLOGY	CARBONATE Color	% Ls	% Dol	Calc	Calc Dolo	Dolo Calc	Dolo	Dolo Anh	Anh	Type	Partic.	Other (Prod Fossils)	SANDSTONE %	LITH	SILTSTONE %	LITH	SHALE %	LITH	OTHER %	LITH	REMARKS	CORE
1100-02			⅓ ST. ⅔ ST.													30	lt gr, lmy	70	dk gr					wi lit arg ashy mat	nibble
																								sec qtz x ss	
04					100										cris clr x	60	"	40	"						
1104-24				dk gr	100							r		r	Dk gr hi foss									See Core desc	
1124-30				dk gr	"							r		r	hi foss									much intermixed	h
40				dk gr	"							r		r	hi foss									mott due to foss	mat
50				dk gr	"							r		r	hi foss									"	
60				dk gr	"							r		r	hi foss									"	
70				dk gr	"							r		r	hi foss									"	
80				dk gr	"							r		r	hi foss									"	
90				dk gr	"							r		r	hi foss									" gedy light	
1190-1200				dk gr	"							r		r	hi foss									" lt & dk gr	
10				lt bn	"																			wi much of crinoids	
20				lt/dk	"							r		r	hi foss									lt & dk gr mott h to lmds	
30				"	"							r		r	hi foss									"	
40				"	"							r		r	hi foss									"	
50				"	"							r		r	hi foss									wi vf/f tn ls	
60				lt/dk	"									r	pt foss									lt tan/tn ls poss foss frgs	
70				"	"									r	pt foss									"	
80				lt/dk	"									r	pt foss									incr arg dk ls	
90				lt bn	"																			some arg ptcs	
1290-1300				lt bn	"																			arg/sb: dk gr/blk s & pb	
10				lt bn	"							"												"	
20				"	"							"												"	
30				"	"							"												"	
40				"	"							"												"	
50				lt gr	"							"												"	
60				lt gr	"							"												"	
70				"	"							"												"	
80				bnry	"							"												"	
90				"	"							"												"	
1390-1400				"	"							"												" to f vug	
10				"	"							"												much	
20				"	"							"												"	

COMPLETE IN DUPLICATE

POOR COPY

[illegible] Amoco's Conoco 1-37
Grid 122° 30' W, 31° 22' [illegible]

Note: samples are [illegible]
wet [illegible] with water

[illegible] Ls, [illegible] / shy, [illegible] in pl. [illegible] lms [illegible]
40 Ls as above [illegible] / lt gn [illegible] plastic [illegible]
50 Same Ls brn [illegible]
60 Same
70 Ls, buff/lt gn crp x, arg [illegible] in pl. [illegible] crp x in
brn Ls. blk/lt lms sh [illegible] chky Ls (Geo?)
80 As above wi brn [illegible]
90 Ls, m brn/lt brn, [illegible] / crp x, some blk arg, Ls as above
1490/1500 Ls lt/lt brn crp x, arg in pl. w. chalky [illegible]
Ls [illegible]
10 Same [illegible]
20 Same
Ls, dk/[illegible] / crp x, dk gy [illegible] arg
shy. (Sample prob. [illegible] settling)
40 Same
50 As above
Same [illegible] / crp x Ls
70 Ls, dk/lt gy [illegible] shy, [illegible] / crp x, some [illegible]
in brn Ls. (chalky [illegible] due to drilling [illegible])
80 Ls, m brn crp x / lith wi some of above dk/lt [illegible]
90 Ls as above, decr. of brn / [illegible] sample
1590/1600 As above
10 Ls, m brn, lith/crp x wi blk pts of arg pls, some dk
gy/lt arg Ls
20 Ls m brn as above
30 As above [illegible] dk gy Ls. (Note: due to [illegible]
surveys are being taken 15/30' and as water is
being used as the drilling cutting etc settle to bottom
while survey is run)

(2)

[illegible]

[illegible]

50 [illegible]

As above [illegible]

[illegible] dolo [illegible]

Same

70 Ls, lt gr/ gn, blk, [illegible]

1450-1500 Same [illegible]

[illegible] Ls, lt gr/ bn, blk/ crm pt chky

80 Same

90 Ls, lt gr, wh/ bn, blk/ crm [illegible]

40 Same but Ca, tr dk gr arg incl

50 Ls, dk gr/ blk/ dk brn, chky/ [illegible] arg/ chy

I mott, spec, some [illegible] Ca [illegible] are

[illegible] my dol str.

60 Ls, dk gr/ blk/ dk grbn, crm [illegible] dol str.

arg [illegible] lmy in pt

70 Ls, lt gr. to gr, blk/ crm [illegible] pt [illegible]

[illegible]

[illegible] Ls, [illegible] gr ls / [illegible] pt ([illegible])

70 Same

1200-1500 Same

Same but dk [illegible]

20 As above

30 Same here pellet [illegible]

40 Same, [illegible] does

not app truly [illegible] Tents

were [illegible]

The EASTLAND — Tectors Ltd.

A.R. No. 6 NORTH • EDMONTON, ALBERTA

TEST No. One
Date March 14, 1966
Ticket No. 7287

SERVICE REPORT

Well Name: HUDSON BAY AMERADA CAMSELL a-37 L.S.D. a-37-61-50-22-3d
Formation Tested: Middle Devonian
TYPE OF TEST: ☐ Standard ☒ Dual ☐ Straddle ☐ Casing
From: 2085' To: 2190' Tail Pipe: 95
Main Hole Depth: 3284' Rat Hole Depth:
Hole Size Tested: 8¼" Main Hole: Rat Hole
Casing Depth: 2085' Size: 10¾" Weight: 40
Type of Drill Pipe: 4½" X.H. Tubing:
Type of Packer(s): 4 Conventional
Size of Rubber Element(s): 7¾"
REMARKS: Good initial puff for 4½ mins. Open on ¼" choke - fair air blow throughout test. Lost approximately 25' mud in annulus.

PRESENT DURING TEST
Your Representative H.J. Fogarty
Our Operator G.C. Pomeroff
Toolpusher A. LymBurner
Drlg. Contractor Guthrie & McLaren Rig #5

TEST RESULT DATA
Started in Hole: 11:00pm Tool Opened: 4:00 am
Initial Shut-in: 60 Min. Flow Period: 60 Min.
Final Shut-in: 60 Min. Out of Hole:
Choke Bottom: ⅜"
Choke Surface: ¼"
Flow Rate Mcf/day Flare Line Riser:
Mcf/day measured by:
Fluid Cushion: Max. Well Temp.: 110 °F
DRLG. FLUID: Viscosity: 40 Weight: 9.3 W.L.

FIELD (est.)		CORRECTED
980	Initial Hydrostatic Pressure psig	999
700	Shut-In Press. #1 After 60 Min. psig	689
100	Initial Flowing Pressure psig	90
380	Max. Flowing Pressure psig	390
706	Shut-In Press. #2 After 60 Min. psig	689

FLUID RECOVERY: 725' muddy water.
(Ran 15 drill collars above tool, 6¼" O.D. 2¼" I.D.)

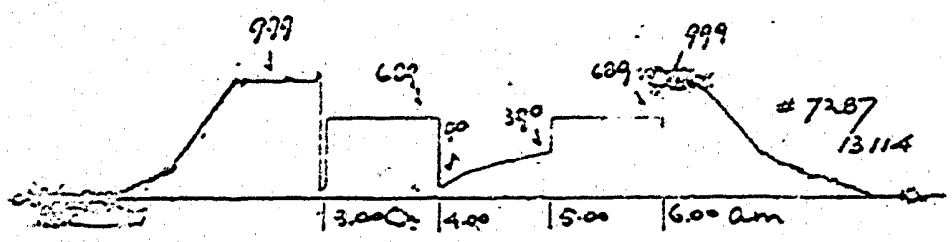

PRESSURE

RECORDER No. 13114 ELEMENT RANGE 0-4400 P.S.I. CLOCK SPEED: 12 HRS. RECORDER DEPTH: 2102'
RECORDER No. 3486N ELEMENT RANGE 0-5000 P.S.I. CLOCK SPEED: 12 HRS. RECORDER DEPTH: 3283'



PRESSURE

TIME

Form No T 20

THE EASTLAND — Geotech Ltd.

R.R. No. 6, NORTH EDMONTON, ALBERTA

TEST No. One
Date March 14, 1966
Ticket No. 7287

DRILL STEM TEST PRESSURE REPORT

WELL NAME HUDSON BAY AMERADA CAMSELL L.S.D. 61°-50'-122°-30'

INTERVAL 2095' - 2190'KB FORMATION Middle Devonian B.H. TEMP. °F 110

GAUGE No. 13114 DEPTH OF ELEMENT 2102'KB CALIBRATION EQUATION Pc 2245.33 - 2.47

	Time	T mins.	Pressure psig
Initial Hydrostatic ----------			999
Initial Shut-in	3:00 am	0	92
	3:06	6	689
	3:12	12	689
	3:18	18	689
	3:24	24	689
	3:30	30	689
	3:36	36	689
	3:42	42	689
	3:48	48	689
	3:54	54	689
	4:00	60	689
Flowing Pressure ----------		F_1	90
		F_2	390
Final Shut-in	5:00 am	0	390
	5:06	6	689
	5:12	12	689
	5:18	18	689
	5:24	24	689
	5:30	30	689
	5:36	36	689
	5:42	42	689
	5:48	48	689
	5:54	54	689
	6:00	60	689
Final Hydrostatic ----------			999

Casing Record:

Surface Casing

Size OD (inches)	Weight and Grade	Length	Depth KB
10-3/4"	40.5 lb., J-55	608.36	605

Cemented with 465 sacks of Type "A" Construction cement plus 2 percent calcium chloride.

Bit Record:

No.	Type	Size (inches)	Footage Drilled From (ft. KB)	To (ft. KB)	Hours Run
1 A	YH	8-3/4"	0	60	2
2 A	YT3A	15"	60	329	11-1/4
3 A	DT	13-3/4"	329	605	9
1	DT26	8-3/4"	605	1056	15-3/4
2	K2P	8-3/4"	1056	1090	14-1/4
3	M4LG	8-3/4"	1090	1091	2
4	H8J	8-3/4"	1091	1104	6-1/2
5	Diamond	6-1/8"	1104	1124	2-1/2
6	YHG	8-3/4"	1124	1170	8-3/4
6 A	H8J	8-3/4"	1170	1650	57-3/4
7	H8J	8-3/4"	1650	2439	69-1/2
8	M4LG	8-3/4"	2439	2460	3-1/2
9	YC	8-3/4"	2460	2640	20-3/4
10	H8J	8-3/4"	2640	2977	51
11	H8J	8-3/4"	2977	3083	20-3/4
11 A	Diamond	6-1/8"	3083	3084	1 3/4
12	H8J	8-3/4"	3084	3247	24-1/4
13	YHG	8-3/4"	3247	3284	13-1/4

Mud Report:

The well was drilled using a gel mud with the following additives:

Gel	- 200 sacks
Salt gel	- 34 sacks
Plaster of Paris	- 1000 lbs.
Caustic	- 500 lbs.
Bicarbonate	- 200 lbs.
Swadust	- 5 sacks

Deviation Record:

Depth - ft. KB	Deviation - Degrees
128	1
186	3/4
273	3/4
329	1
370	3/4
478	3/4
570	3/4
688	1-1/8
784	1/2
905	1
990	3/4
1030	3/4
1056	1-3/4
1078	2-1/3
1090	2
1098	2-1/4
1104	2-1/4
1128	2-1/2
1158	2-1/2
1166	2-3/4
1182	2-1/4
1197	2
1227	1-7/8
1258	2-1/8
1287	1-3/4

Deviation Record: (Con't.)

Depth - ft. KB	Deviation Degrees
1318	1-3/4
1347	2
1378	2
1408	2-1/2
1438	2-1/2
1468	1-3/4
1499	1-1/4
1530	1-3/4
1560	1-1/2
1590	1-1/4
1620	1-1/2
1650	1-3/4
1681	1-1/2
1710	1-1/2
1741	1-1/4
1771	1-1/4
1802	1-1/2
1832	3/4
1892	1-1/4
1952	1-1/4
2014	1-1/4
2103	2/3
2223	3/4
2345	1-1/3
2407	1
2460	1-1/8
2549	1
2640	1-3/4
2698	2
2758	1-1/2
2819	2
2879	2-3/4

Deviation Record (Con't.)

Depth - ft. KB	Deviation Degrees
2934	2-3/4
3033	2-1/3
3095	2-1/2
3215	2-1/2

Abandonment Plugs:

No.	Interval feet KB	Amount of Cement	Depth Felt (ft. KB)
1	2240'-2045'	95 sacks construction cement plus 2 percent calcium chloride.	2032'
2	655'-555'	100 sacks construction cement plus 2 percent calcium chloride.	512'
3	10'-5' Plate welded on top	5 sacks below ground	

Lost Circulation Zones:

Lost circulation occurred throughout much of the drilling of this borehole, from immediately below surface casing to the total depth.

Summary of Logs and Surveys:

Company and date	Type	Interval (ft. KB)
Schlumberger of Canada (March 13/66)	Induction Electric Log	2 inch scale 3284-605' KB
		5 inch scale 3284-605' KB
Schlumberger of Canada (March 13/66)	Gamma Ray Sonic Caliper	2 inch scale 3284-605' KB
		5 inch Scale 3284-605' KB

Summary of Logs and Surveys: (Con't.)

Company and Date	Type	Interval (ft. KB)
Schlumberger of Canada (March 13/66)	Continuous Dip Meter Caliper	3284-~~605'~~ 770' KB

CHEMICAL & GEOLOGICAL LABORATORIES LTD. WATER ANALYSIS Lab No. E67-2861-3

Received: Jan. 24, 1967 Reported: Feb. 13, 1967 Well: Location: H.B. Amerada Camsell A-37 61° 46' 9.1" N, 122° 35' 55.3" W.

Operator: Hudson's Bay Oil And Gas Company Limited Field or Area:

Elev.: K.B. 1186' Grd. 1174' Zone/Formation: Arnica Sample Interval: 2095' - 2190'

Method of Production: D.S.T. #1 Sampled from: Drill pipe (Bottom) Sampled by: G. Chaquette Date: March 14, 1966

OTHER PERTINENT DATA Recovered 725' muddy fresh water.

(Signed)

	Na	K	Ca	Mg					SO_4	Cl	BO_2		CO_3	HCO_3		
Mg./L	811		92	20					782	823	4.0			120		
Meq./L	35.30		4.59	1.64					16.26	23.21	0.09			1.97		
Meq. %	42.50		5.53	1.97					19.58	27.94	0.11			2.37		

Total Solids Mg/L: By Evaporation 2,548 Fe Trace Specific Gravity 1.005 @60°F Observed pH 8.1 @ 70 °F

Calculated 2,652 After Ignition 2,260 H_2S Nil Refractive Index 1.3362 @25°C Resistivity 2.66 ohm meters @ 68 °F

Pattern Unit Meq./L



BORON: 1.0 Mg/l.

Remarks and Conclusions

The sample as received consisted of approximately 70% water and 30% muddy deposit. The filtered water was clear and colourless.

A small amount of organic matter was detected in evaporated total solids.

CHEMICAL & GEOLOGICAL LABORATORIES LTD.

14240 - 111 AVENUE, EDMONTON, ALBERTA

Date Reported: February 13, 1967 Laboratory Report Number: E67-2861

HUDSON'S BAY OIL AND GAS COMPANY LIMITED

Well: H.B. Amerada Camsell A-37 KIND OF SAMPLE: Water

Location: 61° 46' 9.1" N, 122° 35' 55.3" W.

Elevation: K.B. 1186'; Grd. 1174' Formation: Arnica

Interval: 2095' - 2190' Date Received: January 24, 1967

Date Sampled: March 14, 1966

D.S.T. #1. Recovered 725' muddy fresh water.
Sample obtained from drill pipe.
Sampled by G. Choquette.

LABORATORY NUMBER	SAMPLE POINT	RESISTIVITY (OHM-METERS @ 68°F.)	SAMPLE DESCRIPTION
E67-2861-1:	Top sample	4.27	Muddy water.
E67-2861-2:	Middle sample	3.46	Approximately 50% free water, 50% mud.

H. Fogarty
Company Representative

A. Lambourne
Tool Pusher

GUTHRIE McLAREN DRILLING LTD.

Date: MARCH 8 - 1966

Well No. HUDSON BAY AMERADA CANSELL
Lsd. A Sec. 37 Twp. 61° 46' Rge. 122° 38' W.

Drilled From ____ To ____ Hole Made ____

Bit No.	11
Serial No.	799009
Bit Size	8 3/4
Bit Type	HSJ
Dr. from	2977
Dr. to	
Cored from	
Cored to	
Reamed from	
Reamed to	
Total Bit Footage	
Bit Hrs.	
Table R.P.M.	

No. Stds. ____ Length ____
No. D.C.'s ____ Length ____
Length ____
Length ____
Kelly in — ____
TOTAL = ____
D.C.O.D. Top 6 1/4 Hrs. On Bottom ____
D.C.I.D. Top 2 7/8 Hrs. Off Bottom ____
Pipe Size 4 1/2 Trip Time ____
C.S.G. Set at 605 Serv. Time ____
C.S.G. Size 10 3/4" Rep. Time ____
Pipe in Hole ____ Jts. Diesel Fuel Meter Reading
Pipe on Racks ____ Jts. Today ____
Total Pipe on Lease ____ Jts. Yesterday ____
Consumption ____ Gals.

Depth ____ Deviation ____
Depth ____ Deviation ____
Depth ____ Deviation ____
Depth ____ Deviation ____

Time	Wt.	Vis.	Pump Stroke	Pump Pressure	Pit Gauge	Water Added
12						
1						
2						
3						
4						
5						
6						
7						

No. 1 Pump Size 7 1/4" x 15" Liner Size 6 3/4"
No. 2 Pump Size 7 1/4" x 12" Liner Size 5 1/2"
Water-Loss ____ Filter Cake ____ PH ____
Mud Added Sacks ____
Chemicals Added Lbs. ____

CREW
Driller D.L. ANDERSON
Derrickman G. GIESBRECHT
Cat Headman H. POLLOM
Rotary Helper S. ANTKOW
Rotary Helper
Fireman J. KOWALSKI
Leaseman

MATERIALS CHARGED TO OPERATOR
Core Bit ____ Serial ____
Reaming Bit ____ Serial ____
Core Cutters SF. HF. ____ Core Catchers SF. HF. ____
Swab Cups ____ Swab Rubbers ____

REMARKS	FROM	TO
POOL OUT OF HOLE W/ FISH	12:00	2:30
LAY DOWN OVERSHOT & 3 JARS & DRILL COLLAR	2:30	3:30
CLEAN OUT PLUGGED COLLARS (SURVEY 3:30)		
BBL. HARD TO GET OUT)		6:30
RUN IN W BIT (BREAK & SERVICE	6:30	8:00
& CALIPER EACH D. COLLAR)		

Drilled From 2977 To 3000 Hole Made 23

Bit No.	11
Serial No.	799009
Bit Size	8 3/4
Bit Type	HSJ
Dr. from	2977
Dr. to	3000
Cored from	
Cored to	
Reamed from	
Reamed to	
Total Bit Footage	23
Bit Hrs.	3 1/4
Table R.P.M.	50

No. Stds. 41 1/2 Length 2510.86
No. D.C.'s 16 Length 453.89
Length ____
Length ____
Kelly in = 35.25
TOTAL = 3000.00
D.C.O.D. Top 6 1/4 Hrs. On Bottom 3 1/4
D.C.I.D. Top 2 7/8 Hrs. Off Bottom ____
Pipe Size 4 1/2 Trip Time ____
C.S.G. Set at 605 Serv. Time ____
C.S.G. Size 10 3/4 Rep. Time ____
Pipe in Hole 83 Jts. REMARKS:
Pipe on Racks 67 Jts.
Total Pipe on Lease 150 Jts.

Depth ____ Deviation ____
Depth ____ Deviation ____
Depth ____ Deviation ____
Depth ____ Deviation ____

Time	Wt.	Vis.	Pump Stroke	Pump Pressure	Pit Gauge	Water Added
8						
9						
10		TRIP				
11						
12						
1	8.9	40	42	700		✓
2	8.7	33	42	700		
3	8.8	38	42	700		

No. 1 Pump Size 7 1/4" x 15" Liner Size 6 3/4"
No. 2 Pump Size 7 1/4" x 12" Liner Size 5 1/2"
Water-Loss ____ Filter Cake ____ PH ____
Mud Added Sacks GEL 5 SKS.
Chemicals Added Lbs. ____

CREW
Driller L. KONS
Derrickman F. BOCHAR
Cat Headman F. HORVATH
Rotary Helper B. SHERIDAN
Rotary Helper I. MOLLIELSKY
Fireman S. WAGER
Leaseman D.L. BROWNLEE

MATERIALS CHARGED TO OPERATOR
Core Bit ____ Serial ____
Reaming Bit ____ Serial ____
Core Cutters SF. HF. ____ Core Catchers SF. HF. ____
Swab Cups ____ Swab Rubbers ____

REMARKS	FROM	TO
CALIPERED REMAINING D.C.S, LAID DOWN	8:00	10:45
TIRO, PICKED UP ONE & DRESS FLUE		
RUN IN HOLE	10:45	12:00
CLEANED & REAMED TO BOTTOM (REAMED 10')	12:00	12:45
DRILLING	12:45	4:00

Drilled From 3000 To 3039 Hole Made 39

Bit No.	11
Serial No.	799009
Bit Size	8 3/4
Bit Type	HSJ
Dr. from	2977
Dr. to	3039
Cored from	
Cored to	
Reamed from	
Reamed to	
Total Bit Footage	62
Bit Hrs.	10 1/4
Table R.P.M.	50

No. Stds. 42 JTS Length 2570.65
No. D.C.'s 16 Length 453.89
Length ____
Length ____
Kelly in = 15.00
TOTAL = 3039.54
D.C.O.D. Top 6 1/8 + 6" Hrs. On Bottom 7
D.C.I.D. Top 2 7/8 Hrs. Off Bottom 1
Pipe Size 4 1/2 Trip Time ____
C.S.G. Set at 605 Serv. Time ____
C.S.G. Size 10 3/4 Rep. Time ____
Pipe in Hole 85 Jts. REMARKS:
Pipe on Racks 65 Jts.
Total Pipe on Lease 150 Jts.

Depth 3033 Deviation 2 1/3
Depth ____ Deviation ____
Depth ____ Deviation ____
Depth ____ Deviation ____

Time	Wt.	Vis.	Pump Stroke	Pump Pressure	Pit Gauge	Water Added
4	8.8	40	42	700		
5	8.8	40	42	700		
6	8.8	39	42	700		
7	8.8	39	42	700		
8	8.8	38	42	700		
9	8.9	38	42	700		
10	8.9	38	42	700		
11	8.9	38	43	700		

No. 1 Pump Size 7 1/4" x 15" Liner Size 6 3/4"
No. 2 Pump Size 7 1/4" x 12" Liner Size 5 1/2"
Water-Loss ____ Filter Cake ____ PH ____
Mud Added Sacks ____
Chemicals Added Lbs. ____

CREW
Driller E. GAUNT
Derrickman J. ZUREK
Cat Headman J. HAWES
Rotary Helper S. STACHNIK
Rotary Helper
Fireman S. SHUMANSKY
Leaseman

MATERIALS CHARGED TO OPERATOR
Core Bit ____ Serial ____
Reaming Bit ____ Serial ____
Core Cutters SF. FF. ____ Core Catchers SF. HF. ____
Swab Cups ____ Swab Rubbers ____

REMARKS	FROM	TO
DRILLING 5 3/4	4:00	8:45
RUN SURVEY 3 MIS RUNS & SERVICE RIG 1 1/4	8:45	10:45
DRILLING	10:45	12:00

Company Representative

Tool Pusher

GUTHRIE McLAREN DRILLING LTD.

Date MARCH 7-1966

Well No. HUDSON BAY AMERADA CAMSELL

Lsd. A Sec. 37 Twp 61°50' Rge 122°30' W.

Drilled From ____ To ____ Hole Made ____

Bit No.	
Serial No.	
Bit Size	
Bit Type	
Dr. from	
Dr. to	
Cored from	
Cored to	
Reamed from	
Reamed to	
Total Bit Footage	
Bit Hrs.	
Table R.P.M.	

No. Stds.	39.5	Length	2387.37
No. D.C.'s		Length	543.23
Jars & OVERSHOT		Length	12.10
SAFETY JOINT		Length	1.97
Kelly in			32.33
TOTAL			2977.00
D.C.O.D. Top		Hrs. On Bottom	
D.C.I.D. Top		Hrs. Off Bottom	
Pipe Size		Trip Time	
C.S.G. Set at		Serv. Time	
C.S.G. Size		Rep. Time	
Pipe in Hole	Jts.	Diesel Fuel Meter Reading	
Pipe on Racks	Jts.	Today	
Total Pipe on Lease	Jts.	Yesterday	
		Consumption	Gals.

Depth ____ Deviation ____
Depth ____ Deviation ____
Depth ____ Deviation ____
Depth ____ Deviation ____

Time	Wt.	Vis.	Pump Stroke	Pump Pressure	Pit Gauge	Water Added	No. 1 Pump Size 7¼ x 15	No. 2 Pump Size 7¼ x 12
12							Liner Size 6¾	Liner Size 5½
1							Water-Loss	Filter Cake / PH
2								
3								
4								
5							Mud Added Sacks 11 SKS GEL	
6							Chemicals Added Lbs.	
7								

CREW: Driller D. L. ANDERSON; Derrickman C. WIESBRECHT; Cat Headman A. POLLOM; Rotary Helper S. ANTKOW; Rotary Helper; Fireman J. KOWALSKI; Leaseman

MATERIALS CHARGED TO OPERATOR: Core Bit; Serial; Reaming Bit; Serial; Core Cutters SF. HF.; Core Catchers SF. HF.; Swab Cups; Swab Rubbers

REMARKS	FROM	TO
COND. MUD, CIRC. CLEAN	12:00	2:00
CIRC. & ATTEMPT TO LATCH ON TO FISH	2:00	3:30
PULLOUT OF HOLE (SPIN PIPE OUT W/ CHAIN) (PIPE WET ALL WAY OUT)	3:30	6:30
CHANGE OVERSHOT TO 6 1/8	6:30	7:30
RUN IN W/ OVERSHOT	7:30	8:00

Drilled From ____ To ____ Hole Made ____

Bit No.	
Serial No.	
Bit Size	
Bit Type	
Dr. from	
Dr. to	
Cored from	
Cored to	
Reamed from	
Reamed to	
Total Bit Footage	
Bit Hrs.	
Table R.P.M.	

No. Stds.	39.45	Length	2387.37
No. D.C.'s	19	Length	543.23
JARS & OVERSHOT		Length	12.10
SAFETY JOINT		Length	1.97
Kelly in			32.33
TOTAL			2977.00
D.C.O.D. Top	6 1/4	Hrs. On Bottom	
D.C.I.D. Top	2 1/8	Hrs. Off Bottom	8
Pipe Size	4 1/2	Trip Time	
C.S.G. Set at	605	Serv. Time	
C.S.G. Size	10 3/4	Rep. Time	
Pipe in Hole	Jts.	REMARKS:	
Pipe on Racks	Jts.		
Total Pipe on Lease	Jts.		

Depth ____ Deviation ____
Depth ____ Deviation ____
Depth ____ Deviation ____
Depth ____ Deviation ____

Time	Wt.	Vis.	Pump Stroke	Pump Pressure	Pit Gauge	Water Added	No. 1 Pump Size 7¼ x 15	No. 2 Pump Size 7¼ x 12
8							Liner Size 6¾	Liner Size 5½
9							Water-Loss	Filter Cake / PH
10								
11	10.6	100						
12								
1							Mud Added Sacks	
2							Chemicals Added Lbs.	
3								

CREW: Driller L. KONS; Derrickman F. BOSCHAK; Car Headman F. HORVATH; Rotary Helper K. SHERIDAN; Rotary Helper T. MOOLTOLSKY; Fireman C. WAGER; Leaseman D. K. BROWALEE

MATERIALS CHARGED TO OPERATOR: Core Bit; Serial; Reaming Bit; Serial; Core Cutters SF. HF.; Core Catchers SF. HF.; Swab Cups; Swab Rubbers

REMARKS	FROM	TO
RUN IN WITH OVERSHOT	8:00	10:00
ATTEMPT TO LATCH ON TO FISH	10:00	11:45
PULLED OUT TO CHANGE GRAPPLES IN OVER SHOT	11:45	1:15
WORKED ON OVERSHOT & RUN IN HOLE	1:15	3:15
ATTEMPT TO LATCH ON TO FISH	3:15	4:00

Drilled From ____ To ____ Hole Made ____

Bit No.	
Serial No.	
Bit Size	
Bit Type	
Dr. from	
Dr. to	
Cored from	
Cored to	
Reamed from	
Reamed to	
Total Bit Footage	
Bit Hrs.	
Table R.P.M.	

No. Stds.	39.45	Length	2387.37
No. D.C.'s		Length	543.23
JARS + OVERSHOT		Length	12.10
SAFETY JOINT		Length	1.97
Kelly in			32.33
TOTAL			2977.00
D.C.O.D. Top		Hrs. On Bottom	
D.C.I.D. Top		Hrs. Off Bottom	
Pipe Size		Trip Time	
C.S.G. Set at		Serv. Time	
C.S.G. Size		Rep. Time	
Pipe in Hole	Jts.	REMARKS:	
Pipe on Racks	Jts.		
Total Pipe on Lease	Jts.		

Depth ____ Deviation ____
Depth ____ Deviation ____
Depth ____ Deviation ____
Depth ____ Deviation ____

Time	Wt.	Vis.	Pump Stroke	Pump Pressure	Pit Gauge	Water Added	No. 1 Pump Size C250	No. 2 Pump Size C150
4							Liner Size 6¾ x 15	Liner Size 5½ x 12
5							Water-Loss	Filter Cake / PH
6								
7								
8								
9							Mud Added Sacks	
10							Chemicals Added Lbs.	
11								

CREW: Driller E. GAUNT; Derrickman J. ZURER; Cat Headman J. HAYES; Rotary Helper S. STACHNIK; Rotary Helper; Fireman S. SHYMANSKY; Leaseman

MATERIALS CHARGED TO OPERATOR: Core Bit; Serial; Reaming Bit; Serial; Core Cutters SF. HF.; Core Catchers SF. HF.; Swab Cups; Swab Rubbers

REMARKS	FROM	TO
WORK OVERSHOT TRY TO LATCH ON FISH	4:00	5:45
HOIST PIPE - BREAK DOWN OVERSHOT	5:45	7:30
MAKE UP OVERSHOT W/ 6¼ GRAPPLE.	7:30	8:30
RUN IN HOLE	8:30	9:45
CIRC TO CLEAN HOLE.	9:45	10:15
LATCH ON TO FISH & JARING STUCK COLLAR	10:15	11:15
HOISTING PIPE W/ FISH	11:15	12:00

GUTHRIE McLAREN DRILLING LTD.

Company Representative: H. Fogarty

Tool Pusher: [illegible]

Date: MARCH 6-1966

Well No. HUDSON BAY AMERADA CAMSELL

Lsd. A Sec. 31 Twp. 61 Rge. 122 W.

Drilling Record

	Drilled From	To	Hole Made
Day 1	2934	2967	33'
Day 2	2967	2977	10
Day 3			

	Day 1	Day 2	Day 3
Bit No.	10	10	
Serial No.	747964	747964	
Bit Size	8 3/4	8 3/4	
Bit Type	HSJ	HSJ	
Dr. from	2640	2640	
Dr. to	2967	2977	
Cored from			
Cored to			
Reamed from			
Reamed to			
Total Bit Footage	327'	337	
Bit Hrs.	46 3/4	51	
Table R.P.M.	70	70	
No. Stds.	39	39+1	
Length	2357.22	2387.37	
No. D.C.'s	20	20	
Length	574.43	574.43	
Length			
Length			
Kelly in =	35.35	15.20	
TOTAL =	2967.00	2977.00	
D.C.O.D. Top	6 1/4	6 1/4	
Hrs. On Bottom	7 3/4	3 3/4	
D.C.I.D. Top	2 7/8	2 7/8	
Hrs. Off Bottom	1/4	4 1/4	
Pipe Size	4 1/2	4 1/2	
Trip Time			
C.S.G. Set at	605	605	
Serv. Time	1/4		
C.S.G. Size	10 3/4	10 3/4	
Rep. Time			
Pipe in Hole	78 Jts.		
Pipe on Racks	72 Jts.		
Total Pipe on Lease	150 Jts.		
Diesel Fuel Meter Reading			
Today			
Yesterday			
Consumption	Gals.		
REMARKS:			

Deviations: Day 1 — Depth / Deviation; Depth / Deviation; Depth / Deviation; Depth / Deviation. Day 2 — Depth / Deviation; Depth / Deviation; Depth / Deviation.

Time	Wt.	Vis.	Pump Stroke	Pump Pressure	Pit Gauge	Water Added	No. 1 Pump Size 7 1/4" x 15"	No. 2 Pump Size 7 1/4" x 12"
12	8.7	29	51	750		✓	Liner Size 6 3/4"	Liner Size 5 1/2"
1	8.7	29	51	750		✓	Water-Loss / Filter Cake / PH	
2	8.7	29	51	750		✓		
3	8.7	29	51	750		✓		
4	8.7	29	51	750		✓	Mud Added Sacks	
5	8.7	29	44	450		✓	Chemicals Added Lbs.	
6	8.7	29	44	450		✓		
7	8.7	29	44	450		✓		

Time	Wt.	Vis.	Pump Stroke	Pump Pressure	Pit Gauge	Water Added	No. 1 Pump Size 7 1/4" x 15"	No. 2 Pump Size 7 1/4" x 12"
8	8.7	29	42	450		✓	Liner Size 6 3/4"	Liner Size 5 1/2"
9	8.7	29	48	750			Water-Loss / Filter Cake / PH	
10	8.7	29	48	750				
11	8.9	29	48	750				
12	8.9	29	48	750				
1	TRIP						Mud Added Sacks	
2							Chemicals Added Lbs.	
3								

Time	Wt.	Vis.	Pump Stroke	Pump Pressure	Pit Gauge	Water Added	No. 1 Pump Size	No. 2 Pump Size
4							Liner Size	Liner Size
5							Water-Loss / Filter Cake / PH	
6								
7								
8								
9							Mud Added Sacks 85 Dr. Gel	
10							Chemicals Added Lbs. 250 # Caustic	
11								

	Day 1	Day 2	Day 3
No. Stds.			
Length			
No. D.C.'s			
Length			
Length			
Length			
Kelly in =			
TOTAL =			
D.C.O.D. Top			
Hrs. On Bottom			
D.C.I.D. Top			
Hrs. Off Bottom			
Pipe Size			
Trip Time			
C.S.G. Set at			
Serv. Time			
C.S.G. Size			
Rep. Time			
Pipe in Hole	Jts.		
Pipe on Racks	Jts.		
Total Pipe on Lease	Jts.		
REMARKS:			

Deviations: Day 3 — Depth / Deviation; Depth / Deviation; Depth / Deviation; Depth / Deviation.

CREW

	Day 1	Day 2	Day 3
Driller	D. L. ANDERSON	L. KONS	E. CAUNT
Derrickman	C. GIESBRECHT	F. BOCHAR	J. LUREK
Cat Headman	R. POLLOM	F. HORVATH	V. HAYES
Rotary Helper	S. ANTKOW	R. SHERIDAN	S. STACKNIK
Rotary Helper		J. MACLIELSKY	
Fireman	J. KOWALSKI	S. WARRER	J. SHYMANSKY
Leaseman		D. L. BROWNLEE	

MATERIALS CHARGED TO OPERATOR

	Day 1	Day 2	Day 3
Core Bit			
Serial			
Reaming Bit			
Serial			
Core Cutters SF. HF.			
Core Catchers SF. HF.			
Swab Cups			
Swab Rubbers			

REMARKS

Day 1	FROM	TO
SER RIG (1/4)	12:00	12:15
DRILLING (7 3/4)	12:15	8:00

Day 2	FROM	TO
DRILLING	8:00	8:15
CHECKED HYDRILL, PIPE RAMS + KELLY COCK	8:15	8:30
DRILLING	8:30	12:30
DROPPED SURVEY + PULLED OUT OF HOLE (TWO COLLARS ON BOTTOM)	12:30	3:30
MAKING UP OVERSHOT.	3:30	4:00

Day 3	FROM	TO
MAKE UP OVERSHOT	4:00	4:30
RUN IN TIGHT HOLE 3 STDS OFF BOTTOM	4:30	5:45
COND MUD + CLEAN OUT TO TOP OF FISH	5:45	12:00

GUTHRIE McLAREN DRILLING LTD.

Company Representative: H J Fogarty

Tool Pusher: [illegible]

Date: 5 MARCH 1966

Well No. Hudson Bay Amerada Carnsell

Lsd. 14 Sec. 37 Twp. 61° 4' Rge. 122° 35' W.

Drilled From 2787 To 2848 Hole Made 61

Bit No.	10
Serial No.	747964
Bit Size	8 3/4
Bit Type	H8J
Dr. from	2640
Dr. to	2848
Cored from	
Cored to	
Reamed from	
Reamed to	
Total Bit Footage	208
Bit Hrs.	25
Table R.P.M.	60

No. Stds.	37	Length	2234.83
No. D.C.'s	20	Length	574.43
		Length	
		Length	
Kelly in —			39.
TOTAL —			2848.26
D.C.O.D. Top	6 1/4	Hrs. On Bottom	7 3/4
D.C.I.D. Top	2 7/8	Hrs. Off Bottom	1/4
Pipe Size	4 1/2	Trip Time	
C.S.G. Set at	605	Serv. Time	
C.S.G. Size	10 3/4	Ren. Time	
Pipe in Hole	74 Jts.	Diesel Fuel Meter Reading	
Pipe on Racks	76 Jts.	Today	
Total Pipe on Lease	150 Jts.	Yesterday	
		Consumption	Gals.

Depth 2619 Deviation 2°
Depth Deviation
Depth Deviation
Depth Deviation

Time	Wt.	Vis.	Pump Stroke	Pump Pressure	Pit Gauge	Water Added	No. 1 Pump Size C 250	No. 2 Pump Size C 150
12	8.7	29	46	600		✓	Liner Size 6 3/4 x 15	Liner Size 5 1/2 x 12
1	8.7		46	600	0	✓	Water-Loss	Filter Cake / PH
2	8.7		46	600	3	✓		
3	8.7		46	600	2	✓		
4	8.7		46	600	3	✓		
5	8.7		46	600		✓	Mud Added Sacks	
6	8.7		60	450		✓	Chemicals Added Lbs.	
7								

CREW		MATERIALS CHARGED TO OPERATOR	
Driller	E. GAUNT	Core Bit	Serial
Derrickman	J. ZSEK	Reaming Bit	Serial
Cat Headman	V. HAYES	Core Cutters SF. HF.	Core Catchers SF. HF.
Rotary Helper	S. STACHUK	Swab Cups	Swab Rubbers
Rotary Helper			
Fireman	J. SHUMANSKY		
Leaseman			

REMARKS	FROM	TO
DRILLING	12.00	3:30
SURVEY	3:30	3:45
DRILLING	3.45	8.00

Drilled From 2848 To 2893 Hole Made 45'

Bit No.	10
Serial No.	747964
Bit Size	8 3/4
Bit Type	H8J
Dr. from	2640
Dr. to	2893
Cored from	
Cored to	
Reamed from	
Reamed to	
Total Bit Footage	253
Bit Hrs.	32 1/4
Table R.P.M.	60

No. Stds.	38	Length	2296.15
No. D.C.'s	20	Length	574.43
		Length	
		Length	
Kelly in —			22.42
TOTAL —			2893.00
D.C.O.D. Top	6 1/4	Hrs. On Bottom	7 1/4
D.C.I.D. Top	2 7/8	Hrs. Off Bottom	3/4
Pipe Size	4 1/2"	Trip Time	
C.S.G. Set at	605	Serv. Time	1/4
C.S.G. Size	10 3/4	Sorbey Rep. Time	1/2
Pipe in Hole	76 Jts.	REMARKS:	
Pipe on Racks	74 Jts.	CHECK BOPS &	
Total Pipe on Lease	150 Jts.	MOTOR SHUTOFFS	

Depth 2879 Deviation 2 3/4
Depth Deviation
Depth Deviation
Depth Deviation

Time	Wt.	Vis.	Pump Stroke	Pump Pressure	Pit Gauge	Water Added	No. 1 Pump Size 7 1/4 x 15	No. 2 Pump Size 7 1/4 x 12
8	8.8	29	56	750		✓	Liner Size 6 3/4	Liner Size 5 1/2
9	8.8	29	56	750		✓	Water-Loss	Filter Cake / PH
10	8.8	29	56	750		✓		
11	8.8	29	56	750		✓		
12	8.8	29	50	700	4	✓		
1	8.8	29	56	750	4	✓	Mud Added Sacks	
2	8.8	29	56	750		✓	Chemicals Added Lbs.	
3	8.8	29	56	750		✓		

CREW		MATERIALS CHARGED TO OPERATOR	
Driller	D. L. ANDERSON	Core Bit	Serial
Derrickman	L. GIESBRECHT	Reaming Bit	Serial
Cat Headman	A. POLLOM	Core Cutters SF. HF.	Core Catchers SF. HF.
Rotary Helper	S. ANTKOW	Swab Cups	Swab Rubbers
Rotary Helper	J. MAGLIELSKY		
Fireman	J. KOWALSKI		
Leaseman	D. L. BROWNLEE		

REMARKS		FROM	TO
SER. RIG, CHECK BOPS	(1/4)	8:00	8:15
DRILLING	(4 3/4)	8:15	1:00
RUN SURVEY	(1/2)	1:00	1:30
DRILLING	(2 1/2)	1:30	4:00

Drilled From 2893 To 2934 Hole Made 41

Bit No.	10
Serial No.	747964
Bit Size	8 3/4
Bit Type	H8J
Dr. from	2640
Dr. to	2934
Cored from	
Cored to	
Reamed from	
Reamed to	
Total Bit Footage	290
Bit Hrs.	39 1/2
Table R.P.M.	60

No. Stds.	38+1	Length	2323.65
No. D.C.'s	20	Length	574.43
		Length	
		Length	
Kelly in —			32.92
TOTAL —			2934.00
D.C.O.D. Top	6 1/4	Hrs. On Bottom	7 1/4
D.C.I.D. Top	2 7/8	Hrs. Off Bottom	3/4
Pipe Size	4 1/2	Trip Time	
C.S.G. Set at	605	Serv. Time	
C.S.G. Size	10 3/4	Rep. Time	
Pipe in Hole	77 Jts.	REMARKS:	
Pipe on Racks	73 Jts.		
Total Pipe on Lease	150 Jts.		

Depth 2934 Deviation 2 3/4°
Depth Deviation
Depth Deviation
Depth Deviation

Time	Wt.	Vis.	Pump Stroke	Pump Pressure	Pit Gauge	Water Added	No. 1 Pump Size 7 1/4 x 15	No. 2 Pump Size 7 1/4 x 12
4	8.8	29	48	725		✓	Liner Size 6 3/4	Liner Size 5 1/2
5	8.8	29	50	750			Water-Loss	Filter Cake / PH
6	8.8	29	50	750		✓		
7	8.8	29	50	750		✓		
8	8.7	29	50	750	5	✓		
9	8.7	29	50	750	6	✓	Mud Added Sacks	
10	8.8	29	50	750		✓	Chemicals Added Lbs.	
11	8.8	29	50	750				

CREW		MATERIALS CHARGED TO OPERATOR	
Driller	L. KOFES	Core Bit	Serial
Derrickman	F. BOCHAR	Reaming Bit	Serial
Cat Headman	F. HORVATH	Core Cutters SF. HF.	Core Catchers SF. HF.
Rotary Helper	R. SHERIDAN	Swab Cups	Swab Rubbers
Rotary Helper			
Fireman	S. WAGER		
Leaseman			

REMARKS	FROM	TO
DRILLING	4:00	11:00
SURVEY	11:00	11:45
DRILLING	11:45	12:00

H J Fogarty
Company Representative

Tool Pusher

GUTHRIE McLAREN DRILLING LTD.

Date 4 MARCH 1966

Well No. HUDSON BAY AMERADA CARSELL

Lsd. A Sec. 37 Twp. 61° 46' Rge. 122° 55' W.

Drilled From 2640 To 2661 Hole Made 21

Bit No.	10
Serial No.	747964
Bit Size	8 3/4
Bit Type	H8J
Dr. from	2640
Dr. to	2661
Cored from	
Cored to	
Reamed from	
Reamed to	
Total Bit Footage	21
Bit Hrs.	2 1/4
Table R.P.M.	60

No. Stds.	34	Length	2055.41
No. D.C.'s	20	Length	574.43
		Length	
		Length	
Kelly in —			32.00
TOTAL =			2661.84
D.C.O.D. Top	6 1/4	Hrs. On Bottom	2 1/4
D.C.I.D. Top	2 7/8	Hrs. Off Bottom	5 3/4
Pipe Size	4 1/2	Trip Time	
C.S.G. Set at	605'	Serv. Time	
C.S.G. Size	10 3/4	Rep. Time	
Pipe in Hole	68	Jts.	
Pipe on Racks	82	Jts.	
Total Pipe on Lease	150	Jts.	

Diesel Fuel Meter Reading
Today
Yesterday
Consumption Gals.

Depth Deviation
Depth Deviation
Depth Deviation
Depth Deviation

No. 1 Pump Size C250 — Liner Size 6 3/4 x 15
No. 2 Pump Size C150 — Liner Size 5 1/2 x 12

Time	Wt.	Vis.	Pump Stroke	Pump Pressure	Pit Gauge	Water Added
12						
1						
2						
3						
4						
5						
6	8.6	45		550	8	✓
7	8.6	45		550		

Water-Loss | Filter Cake | PH
Mud Added Sacks
Chemicals Added Lbs.

CREW
Driller E. GAUNT
Derrickman J. LUBER
Cat Headman U. HAYES
Rotary Helper S. STACKWIK
Rotary Helper
Fireman S. SHYMANSKY
Leaseman

MATERIALS CHARGED TO OPERATOR
Core Bit — Serial
Reaming Bit — Serial
Core Cutters SF. HF. — Core Catchers SF. HF.
Swab Cups — Swab Rubbers

REMARKS	FROM	TO
INSTALL NEW SEALS IN BARBER GATE	12:00	2:00
RUN IN HOLE CALIPER ALL COLLARS	2:00	4:00
CLEANING OUT TO BOTTOM	4:00	5:45
DRILLING	5:45	8:00

Drilled From 2661 To 2728 Hole Made 67'

Bit No.	10
Serial No.	747964
Bit Size	8 3/4
Bit Type	H8J
Dr. from	2640
Dr. to	2728
Cored from	
Cored to	
Reamed from	
Reamed to	
Total Bit Footage	88'
Bit Hrs.	9 1/2
Table R.P.M.	60

No. Stds.	35	Length	2114.84
No. D.C.'s	20	Length	574.43
		Length	
		Length	
Kelly in =			38.73
TOTAL =			2728.00
D.C.O.D. Top	6 1/4	Hrs. On Bottom	7 1/4
D.C.I.D. Top	2 7/8	Hrs. Off Bottom	3/4
Pipe Size	4 1/2	Trip Time	
C.S.G. Set at	605	Serv. Time	1/4
C.S.G. Size	10 3/4	SURVY Rep. Time	1/2
Pipe in Hole	75	Jts.	
Pipe on Racks	80	Jts.	
Total Pipe on Lease	150	Jts.	

REMARKS: CHECK BOPS & KELLY COCK

Depth 2698 Deviation 2°
Depth Deviation
Depth Deviation
Depth Deviation

No. 1 Pump Size 7 1/4 x 15 — Liner Size 6 3/4
No. 2 Pump Size 7 1/4 x 12 — Liner Size 5 1/2

Time	Wt.	Vis.	Pump Stroke	Pump Pressure	Pit Gauge	Water Added
8	8.7	29	41	45		✓
9	8.7	29	44	500		✓
10	8.7	29	44	500		✓
11	8.7	29	44	500		✓
12	8.7	29	44	700		✓
1	8.7	29	48	700		✓
2	8.7	29	48	700		✓
3	8.7	29	48	700		✓

Water-Loss | Filter Cake | PH
Mud Added Sacks
Chemicals Added Lbs.

CREW
Driller D. L. ANDERSON
Derrickman G. GIESBRECHT
Cat Headman A. DOLLOM
Rotary Helper S. ANTKOW
Rotary Helper L. MODLIELSKY
Fireman T. KOWALSKI
Leaseman D. L. BROWNLEE CO

MATERIALS CHARGED TO OPERATOR
Core Bit — Serial
Reaming Bit — Serial
Core Cutters SF. HF. — Core Catchers SF. HF.
Swab Cups — Swab Rubbers

REMARKS		FROM	TO
SER. RIG, CHECK BOPS & KELLY COCK	(1/2)	8:00	8:45
DRILLING	(3 1/4)	8:45	11:30
RUN SURVEY	(1/2)	11:30	12:00
DRILLING	(4)	12:00	4:00

Drilled From 2728 To 2787 Hole Made 59

Bit No.	10
Serial No.	747964
Bit Size	8 3/4
Bit Type	H8J
Dr. from	2640
Dr. to	2787
Cored from	
Cored to	
Reamed from	
Reamed to	
Total Bit Footage	147
Bit Hrs.	17 1/4
Table R.P.M.	60

No. Stds.	36	Length	2175.05
No. D.C.'s	20	Length	574.43
		Length	
		Length	
Kelly in =			37.52
TOTAL =			2787.00
D.C.O.D. Top	6 1/4	Hrs. On Bottom	7 3/4
D.C.I.D. Top	2 7/8	Hrs. Off Bottom	1/4
Pipe Size	4 1/2	Trip Time	
C.S.G. Set at	605	Serv. Time	
C.S.G. Size	10 3/4	Rep. Time	
Pipe in Hole		Jts.	
Pipe on Racks		Jts.	
Total Pipe on Lease		Jts.	

REMARKS:

Depth 2758 Deviation 1 1/2°
Depth Deviation
Depth Deviation
Depth Deviation

No. 1 Pump Size 7 1/4 x 15 — Liner Size 6 3/4
No. 2 Pump Size 7 1/4 x 12 — Liner Size 5 1/2

Time	Wt.	Vis.	Pump Stroke	Pump Pressure	Pit Gauge	Water Added
4	8.8	29	48	700		✓
5	8.8	29	48	700		✓
6	8.7	29	48	700		
7	8.7	29	48	700		
8	8.7	29	48	700		✓
9	8.7	29	48	700		
10	8.7	29	48	700		✓
11	8.7	29	48	700		✓

Water-Loss | Filter Cake | PH
Mud Added Sacks
Chemicals Added Lbs.

CREW
Driller L. KOOIS
Derrickman F. BOCHER
Cat Headman F. HORGATH
Rotary Helper B. SHERIDAN
Rotary Helper
Fireman S. WAGER
Leaseman

MATERIALS CHARGED TO OPERATOR
Core Bit — Serial
Reaming Bit — Serial
Core Cutters SF. HF. — Core Catchers SF. HF.
Swab Cups — Swab Rubbers

REMARKS	FROM	TO
DRILLING	4:00	8:00
SURVEY	8:00	8:15
DRILLING	8:15	12:00

GUTHRIE McLAREN DRILLING LTD.

Company Representative: A. Fogarty
Tool Pusher: C. Lambourne

Date 2 MARCH 1966

Well No. HUDSON BAY AMERADA CAMSELL
Lsd. 4 Sec. 37 Twp. 61° 50' Rge. 22° 30' W.

Drilled From 2460 To 2518 Hole Made 58

Bit No.	9	No. Stds. 31	Length 1904.98
Serial No.	083097	No. D.C.'s 20	Length 574.43
Bit Size	8 3/4		Length
Bit Type	YC		Length
Dr. from	2460	Kelly in —	3.00
Dr. to	2518	TOTAL =	2518.31
Cored from		D.C.O.D. Top 6 1/4	Hrs. On Bottom 7 3/4
Cored to		D.C.I.D. Top 2 7/8	Hrs. Off Bottom 1/4
Reamed from		Pipe Size 4 1/2	Trip Time
Reamed to		C.S.G. Set at 605	Serv. Time
Total Bit Footage	58	C.S.G. Size 10 3/4	Rep. Time
Bit Hrs.	7 3/4	Pipe in Hole 63 Jts.	Diesel Fuel Meter Reading
Table R.P.M.	60	Pipe on Racks 87 Jts.	Today
Depth	Deviation	Total Pipe on Lease 150 Jts.	Yesterday
Depth	Deviation		Consumption Gals.
Depth	Deviation		
Depth	Deviation		

Time	Wt.	Vis.	Pump Stroke	Pump Pressure	Pit Gauge	Water Added	No. 1 Pump Size C250	No. 2 Pump Size C150
12	8.7		45	500		✓	Liner Size 6 3/4 x 15	Liner Size 5 1/2 x 12
1	8.7		45	500		✓	Water-Loss	Filter Cake / PH
2	8.7		45	500		✓		
3	8.7		45	500		✓		
4	8.7		45	500		✓		
5	8.6		45	500		✓	Mud Added Sacks	
6	8.6		45	500		✓	Chemicals Added Lbs.	
7	8.7		40	400		✓		

CREW		MATERIALS CHARGED TO OPERATOR	
Driller	E. GAUNT	Core Bit	Serial
Derrickman	T. LUREK	Reaming Bit	Serial
Cat Headman	V. HAYES	Core Cutters SF. HF.	Core Catchers SF. HF.
Rotary Helper	J. STARKNIK	Swab Cups	Swab Rubbers
Rotary Helper			
Fireman	S. SHYMARSKY		
Leaseman			

REMARKS	FROM	TO
FINNISH SURVEY & SERVICE RIG 1/4	12.00	12.15
DRILLING W/ 2000 INCREASE TO 26000	12.15	8.00

Drilled From 2518 To 2588 Hole Made 70'

Bit No.	9	No. Stds. 33	Length 1994.33
Serial No.	083097	No. D.C.'s 20	Length 574.45
Bit Size	8 3/4		Length
Bit Type	YC		Length
Dr. from	2460	Kelly in =	1.24
Dr. to	2588	TOTAL =	2588.00
Cored from		D.C.O.D. Top 6 1/4	Hrs. On Bottom 7 1/4
Cored to		D.C.I.D. Top 2 7/8	Hrs. Off Bottom 3/4
Reamed from		Pipe Size 4 1/2"	Trip Time
Reamed to		C.S.G. Set at 605	Serv. Time 1/4
Total Bit Footage	128	C.S.G. Size 10 3/4	Rep. Time
Bit Hrs.	15	Pipe in Hole 66 Jts.	REMARKS:
Table R.P.M.	60	Pipe on Racks 84 Jts.	CHECK BOP'S & KELLY COCK
Depth 2549	Deviation 1°	Total Pipe on Lease 150 Jts.	
Depth	Deviation		
Depth	Deviation		
Depth	Deviation		

Time	Wt.	Vis.	Pump Stroke	Pump Pressure	Pit Gauge	Water Added	No. 1 Pump Size 7 1/4" x 15"	No. 2 Pump Size 7 1/4" x 12"
8	8.7	29	56	475		✓	Liner Size 6 3/4"	Liner Size 5 1/2"
9	8.7	29	56	475		✓	Water-Loss	Filter Cake / PH
10	8.7	29	56	475		✓		
11	8.7	29	56	500		✓		
12	8.7	29	56	500		✓		
1	8.7	29	56	500		✓	Mud Added Sacks	
2	8.7	29	56	500		✓	Chemicals Added Lbs.	
3	8.7	29	56	500		✓		

CREW		MATERIALS CHARGED TO OPERATOR	
Driller	D.L. ANDERSON	Core Bit	Serial
Derrickman	L. GIESBRECHT	Reaming Bit	Serial
Cat Headman	A. POLLOM	Core Cutters SF. HF.	Core Catchers SF. HF.
Rotary Helper	S. ANTKOW	Swab Cups	Swab Rubbers
Rotary Helper	J. MACKTELSKY		
Fireman	J. KOWALSKI		
Leaseman	D.L. BROWNLEE 10 hrs		

REMARKS	FROM	TO
SER. RIG, CHECK BOP'S & KELLY COCK (1/4)	8:00	8:15
DRILLING (2 1/2)	8:15	10:45
RUN SURVEY (1/2)	10:45	11:15
DRILLING (4 3/4)	11:15	4:00

Drilled From 2588 To 2640 Hole Made 52

Bit No.	9	10	No. Stds. 34 Length 2055.41
Serial No.	083097	747964	No. D.C.'s 20 Length 574.43
Bit Size	8 3/4	8 3/4	Length
Bit Type	YC	HST	Length
Dr. from	2460	2640	Kelly in = 10.16
Dr. to	2640		TOTAL = 2640.00
Cored from			D.C.O.D. Top 6 1/4 Hrs. On Bottom 5 3/4
Cored to			D.C.I.D. Top 2 7/8 Hrs. Off Bottom 2 1/4
Reamed from			Pipe Size 4 1/2 Trip Time
Reamed to			C.S.G. Set at 605 Serv. Time
Total Bit Footage	180		C.S.G. Size 10 3/4 Rep. Time
Bit Hrs.	20 3/4		Pipe in Hole 68 Jts. REMARKS:
Table R.P.M.	60		Pipe on Racks 82 Jts.
Depth 2640	Deviation 1 3/4°		Total Pipe on Lease 150 Jts.
Depth	Deviation		
Depth	Deviation		
Depth	Deviation		

Time	Wt.	Vis.	Pump Stroke	Pump Pressure	Pit Gauge	Water Added	No. 1 Pump Size 7 1/4" x 15"	No. 2 Pump Size 7 1/4" x 12"
4	8.8	29	46	800-C250		✓	Liner Size 6 3/4"	Liner Size 5 1/2"
5	8.8	29	56	775-C	150		Water-Loss	Filter Cake / PH
6								
7								
8								
9	TRIP						Mud Added Sacks	
10							Chemicals Added Lbs.	
11								

CREW		MATERIALS CHARGED TO OPERATOR	
Driller	L. KOHS	Core Bit	Serial
Derrickman	E. BOCHAR	Reaming Bit	Serial
Cat Headman	F. HORVATH	Core Cutters SF. HF.	Core Catchers SF. HF.
Rotary Helper	B. SHERIDAN	Swab Cups	Swab Rubbers
Rotary Helper			
Fireman	S. WAGER		
Leaseman			

REMARKS	FROM	TO
DRILLING	4:00	9:45
DROPPED SURVEY & PULLED OUT OF HOLE	9:45	12:00
FOR NEW BIT.		

GUTHRIE McLAREN DRILLING LTD.

Company Representative: H J Beatty

Tool Pusher: [illegible]

Date: 2. MARCH 1966

Well No. HUDSON BAY AMERADA CAMSELL

Lsd. A Sec. 37 Twp. 61 Rge. 22 W.

Drilled From 2392 To 2439 Hole Made 47

Bit No.	7	No. Stds. 33	Length 1994.33
Serial No.	799015	No. D.C.'s 15	Length 432.80
Bit Size	8 3/4		Length
Bit Type	48J		Length
Dr. from	1650	Kelly in —	12.00
Dr. to	2439	TOTAL —	2439.13
Cored from		D.C.O.D. Top 6 1/4	Hrs. On Bottom 5
Cored to		D.C.I.D. Top 2 7/8	Hrs. Off Bottom 3
Reamed from		Pipe Size 4 1/2	Trip Time
Reamed to		C.S.G. Set at 605	Serv. Time
Total Bit Footage	789	C.S.G. Size 10 3/4	Rep. Time
Bit Hrs.	69 1/2	Pipe in Hole 66 Jts.	Diesel Fuel Meter Reading:
Table R.P.M.	60	Pipe on Racks 84 Jts.	Today
Depth 2407	Deviation 1°	Total Pipe on Lease 150 Jts.	Yesterday
Depth	Deviation		Consumption Gals.
Depth	Deviation		
Depth	Deviation		

No. 1 Pump Size C250 — Liner Size 6 3/4 x 15

No. 2 Pump Size C150 — Liner Size 5 1/2 x 12

Time	Wt.	Vis.	Pump Stroke	Pump Pressure	Pit Gauge	Water Added
12	8.6		60	450		✓
1	8.6		60	450		✓
2	8.6		60	450		✓
3	8.6		60	450		✓
4						
5						
6						
7						

Water Loss | Filter Cake | PH

Mud Added Sacks

Chemicals Added Lbs.

CREW

Driller E. GAUNT
Derrickman J. ZUREK
Cat Headman V. HAYES
Rotary Helper S. STACHNIK
Rotary Helper
Fireman J. SHYMANSKY
Leaseman

MATERIALS CHARGED TO OPERATOR

Core Bit — Serial
Reaming Bit — Serial
Core Cutters SF. HF. — Core Catchers SF. HF.
Swab Cups — Swab Rubbers

REMARKS

		FROM	TO
DRILLING	1 1/2	12.00	1.30
CONN & SURVEY	1/2	1.30	2.00
DRILLING	3 1/2	2.00	5.30
BIT LOOKED HOISTING		5.30	
~~HOISTING~~ BY PASS LIFTED CHAINS PUMP.			8.00

Drilled From 2439 To 2453 Hole Made 14

Bit No.	8	No. Stds. 30-5	Length 1846.20
Serial No.	873750	No. D.C.'s 20	Length 574.43
Bit Size	8 3/4		Length
Bit Type	M44G		Length
Dr. from	2439	Kelly in —	32.37
Dr. to	2453	TOTAL —	2453.06
Cored from		D.C.O.D. Top 6 1/4	Hrs. On Bottom 2 3/4
Cored to		D.C.I.D. Top 2 7/8	Hrs. Off Bottom 5 1/4
Reamed from		Pipe Size 4 1/2	Trip Time 1
Reamed to		C.S.G. Set at 605	Serv. Time 1/4
Total Bit Footage	14'	C.S.G. Size 10 3/4	Rep. Time 2 1/4
Bit Hrs.	2 3/4	Pipe in Hole 61 Jts.	REMARKS:
Table R.P.M.	150	Pipe on Racks 89 Jts.	CHECK ROPS
Depth	Deviation	Total Pipe on Lease 150 Jts.	OPEN HOLE
Depth	Deviation		
Depth	Deviation		
Depth	Deviation		

No. 1 Pump Size 7 1/4 x 15 — Liner Size 6 3/4

No. 2 Pump Size 7 1/4 x 12 — Liner Size 5 1/2

Time	Wt.	Vis.	Pump Stroke	Pump Pressure	Pit Gauge	Water Added
8						
9						
10						
11						
12						
1	8.7	29	64	375		✓
2	8.7	29	64	375		✓
3	8.7	29	64	375		✓

Water Loss | Filter Cake | PH

Mud Added Sacks

Chemicals Added Lbs.

CREW

Driller D. L. ANDERSON
Derrickman G. GIESBRECHT
Cat Headman A. DALLOM
Rotary Helper S. ANTKOW
Rotary Helper J. MOOLJENSKY
Fireman J. KOWALSKI
Leaseman D. L. BROWNLEE

MATERIALS CHARGED TO OPERATOR

Core Bit — Serial
Reaming Bit — Serial
Core Cutters SF. HF. — Core Catchers SF. HF.
Swab Cups — Swab Rubbers

REMARKS

		FROM	TO
SER. RIG, CHECK ROPS OPEN HOLE	1/4	8:00	8:15
WORK ON DRWKS. TRANSMISSION	2 1/4	8:15	10:30
PICK UP 5 DRILL COLLARS	(3/4)	10:30	11:15
RUN IN W/BIT	(1)	11:15	12:15
BREAK CIRC., CLEAN 130' TO BOTTOM	(1)	12:15	1:15
DRILLING	(2 3/4)	1:15	4:00

Drilled From 2453 To 2460 Hole Made 7

Bit No.	8	9	No. Stds. 31 — Length 1873.75
Serial No.	873750	083097	No. D.C.'s 20 — Length 574.43
Bit Size	8 3/4	8 3/4	Length
Bit Type	M44G	YC	Length
Dr. from	2439	2460	Kelly in — 21.82
Dr. to	2460		TOTAL — 2460.00
Cored from			D.C.O.D. Top 6 1/4 — Hrs. On Bottom 3 1/4
Cored to			D.C.I.D. Top 2 7/8 — Hrs. Off Bottom 7 1/4
Reamed from			Pipe Size 4 1/2 — Trip Time
Reamed to			C.S.G. Set at 605 — Serv. Time
Total Bit Footage	21		C.S.G. Size 10 3/4 — Rep. Time
Bit Hrs.	3 1/2		Pipe in Hole Jts. — REMARKS:
Table R.P.M.	100		Pipe on Racks Jts.
Depth 2460'	Deviation 1 1/8°		Total Pipe on Lease Jts.
Depth	Deviation		
Depth	Deviation		
Depth	Deviation		

No. 1 Pump Size 7 1/4 x 15 — Liner Size 6 3/4

No. 2 Pump Size 7 1/4 x 12 — Liner Size 6 3/4

Time	Wt.	Vis.	Pump Stroke	Pump Pressure	Pit Gauge	Water Added
4	8.8	29	64	400		
5	8.8	29	64	400		
6						
7	TRIP					
8						
9						
10						
11	8.7	29	30	525		✓

Water Loss | Filter Cake | PH

Mud Added Sacks

Chemicals Added Lbs.

CREW

Driller L. KOOIS
Derrickman E. BOCHAR
Cat Headman E. HORVATH
Rotary Helper B. SHERIDAN
Rotary Helper
Fireman S. WAGER
Leaseman

MATERIALS CHARGED TO OPERATOR

Core Bit — Serial
Reaming Bit — Serial
Core Cutters SF. HF. — Core Catchers SF. HF.
Swab Cups — Swab Rubbers

REMARKS

		FROM	TO
DRILLING	3/4	4:00	5:15
SURVEY	3/4	5:15	6:00
PULLED OUT TO RUN NEW BIT.	1 3/4	6:00	7:45
RUN IN HOLE	1 1/2	7:45	9:15
CLEANED TO BOTTOM	1 1/2	9:15	10:45
REAMING	1 1/4	10:45	12:00
~~DRILLING~~			

H. Fogarty
Company Representative

A. Lysenkowski
Tool Pusher

GUTHRIE McLAREN DRILLING LTD.

Date 15 MARCH 1966

Well No. HUDSON BAY AMERADA CARSELL.

Lsd. A Sec. 37 Twp. 61° 46' Rge. 22° 35' W.

Drilled From 3284 To _____ Hole Made _____

Bit No.		No. Stds.	Length
Serial No.		No. D.C.'s	Length
Bit Size			Length
Bit Type			Length
Dr. from		Kelly in =	
Dr. to		TOTAL =	
Cored from		D.C.O.D. Top	Hrs. On Bottom
Cored to		D.C.I.D. Top	Hrs. Off Bottom
Ream from		Pipe Size	Trip Time
Reamed to		C.S.G. Set at	Serv. Time
Total Bit Footage		C.S.G. Size	Rep. Time
Bit Hrs.		Pipe in Hole	Jts.
Table R.P.M.		Pipe on Racks	Jts.
		Total Pipe on Lease	Jts.

Diesel Fuel Meter Reading: Today _____ Yesterday _____ Consumption _____ Gals.

Depth _____ Deviation _____
Depth _____ Deviation _____
Depth _____ Deviation _____
Depth _____ Deviation _____

Time	Wt.	Vis.	Pump Stroke	Pump Pressure	Pit Gauge	Water Added	No. 1 Pump Size	No. 2 Pump Size
12							Liner Size	Liner Size
1							Water-Loss	Filter Cake / PH
2								
3								
4								
5							Mud Added Sacks	
6							Chemicals Added Lbs.	
7								

CREW		MATERIALS CHARGED TO OPERATOR	
Driller	L. KONS	Core Bit	Serial
Derrickman	F. BOEHAR 12 HR	Reaming Bit	Serial
Cat Headman	F. HORVATH	Core Cutters SF. HF.	Core Catchers SF. HF.
Rotary Helper	B. SHERIDAN	Swab Cups	Swab Rubbers
Rotary Helper			
Fireman	S. WAGER		
Leaseman			

REMARKS	FROM	TO
WAITING ON CEMENT TRUCK	12:00	8:00
CLEANING UP RIG + RESTACKING		
EQUIPMENT IN SHACKS		

Drilled From 3284 To _____ Hole Made _____

Bit No.		No. Stds.	54 Length 3268.51
Serial No.		No. D.C.'s	Length
Bit Size			Length
Bit Type			Length
Dr. from		Kelly in =	15.49
Dr. to		TOTAL =	3284.00
Cored from		D.C.O.D. Top	Hrs. On Bottom
Cored to		D.C.I.D. Top	Hrs. Off Bottom
Reamed from		Pipe Size	4½ Trip Time
Reamed to		C.S.G. Set at	605 Serv. Time
Total Bit Footage		C.S.G. Size	10 3/4 Rep. Time
Bit Hrs.		Pipe in Hole	108 Jts.
Table R.P.M.		Pipe on Racks	42 Jts.
		Total Pipe on Lease	150 Jts.

REMARKS:

Depth _____ Deviation _____
Depth _____ Deviation _____
Depth _____ Deviation _____
Depth _____ Deviation _____

Time	Wt.	Vis.	Pump Stroke	Pump Pressure	Pit Gauge	Water Added	No. 1 Pump Size C 250	No. 2 Pump Size C 150
8							Liner Size 6 3/4 x 15	Liner Size 5 1/2 x 12
9							Water-Loss	Filter Cake / PH
10								
11								
12								
1							Mud Added Sacks	
2							Chemicals Added Lbs.	
3								

CREW		MATERIALS CHARGED TO OPERATOR	
Driller	E. GAUNT	Core Bit	Serial
Derrickman	J. ZUREK 12	Reaming Bit	Serial
Cat Headman	V. HAYES	Core Cutters SF. HF.	Core Catchers SF. HF.
Rotary Helper	S. STACKNEK	Swab Cups	Swab Rubbers
Rotary Helper			
Fireman	J. SHUMARSKY		
Leaseman	D. BROWNLEE		

REMARKS	FROM	TO
W. O. CEMENT TRUCK.	8.00	4.00
CLEANING UP.		
CIRC W/ PIPE OPEN END 6 HR		
RUN IN HOLE PICKED UP 11 SINGLE.		

Drilled From _____ To _____ Hole Made _____

Bit No.		No. Stds.	Length
Serial No.		No. D.C.'s	Length
Bit Size			Length
Bit Type			Length
Dr. from		Kelly in =	
Dr. to		TOTAL =	
Cored from		D.C.O.D. Top	Hrs. On Bottom
Cored to		D.C.I.D. Top	Hrs. Off Bottom
Reamed from		Pipe Size	Trip Time
Reamed to		C.S.G. Set at	Serv. Time
Total Bit Footage		C.S.G. Size	Rep. Time
Bit Hrs.		Pipe in Hole	Jts.
Table R.P.M.		Pipe on Racks	Jts.
		Total Pipe on Lease	Jts.

REMARKS:

Depth _____ Deviation _____
Depth _____ Deviation _____
Depth _____ Deviation _____
Depth _____ Deviation _____

Time	Wt.	Vis.	Pump Stroke	Pump Pressure	Pit Gauge	Water Added	No. 1 Pump Size	No. 2 Pump Size
4							Liner Size	Liner Size
5							Water-Loss	Filter Cake / PH
6		Ran Plug #1 2240-2045						
7		95 sx Class A cement w/ 2% CaCl added.						
8		Displaced w/ 29 bbls @ 7:30 PM.						
9							Mud Added Sacks	
10							Chemicals Added Lbs.	
11								

CREW		MATERIALS CHARGED TO OPERATOR	
Driller	D. L. ANDERSON	Core Bit	Serial
Derrickman		Reaming Bit	Serial
Cat Headman	S. ANTKIW	Core Cutters SF. HF.	Core Catchers SF. HF.
Rotary Helper	J. MACKJELSKY	Swab Cups	Swab Rubbers
Rotary Helper			
Fireman	J. KOWALSKI		
Leaseman			

REMARKS	FROM	TO
WAIT ON CEMENT TRUCK	4:00	6:00
RIG UP TO RUN + RUNNING PLUG # 1	6:00	7:30
W.O.C.	7:30	12:00
CIRC open end pipe 24 HRS	4:00	6:00

H J Fogarty
Company Representative

Tool Pusher

GUTHRIE McLAREN DRILLING LTD.

Date 14 MARCH 1966

Well No. HUDSON BAY ARREDIA CAMSELL

Lsd. A Sec. 37 Twp. 61 "53" Rge ~~12~~ "3" W.

Drilled From 3284	To	Hole Made	Drilled From 3284	To	Hole Made	Drilled From	To	Hole Made

Bit No.			No. Stds.	Length	Bit No.	14		No. Stds.	Length	Bit No.			No. Stds.	Length
Serial No.			No. D.C.'s	Length	Serial No.	799016		No. D.C.'s	Length	Serial No.			No. D.C.'s	Length
Bit Size				Length	Bit Size	8 3/4			Length	Bit Size				Length
Bit Type				Length	Bit Type	HSJ			Length	Bit Type				Length
Dr. from			Kelly in —		Dr. from	3284		Kelly in —		Dr. from			Kelly in —	
Dr. to			TOTAL —		Dr. to			TOTAL —		Dr. to			TOTAL —	
Cored from			D.C.O.D. Top	Hrs. On Bottom	Cored from			D.C.O.D. Top 6 x 6 1/4	Hrs. On Bottom	Cored from			D.C.O.D. Top 6 1/4	Hrs. On Bottom
Cored to			D.C.I.D. Top	Hrs. Off Bottom	Cored to			D.C.I.D. Top 2 7/8	Hrs. Off Bottom	Cored to			D.C.I.D. Top 2 7/8	Hrs. Off Bottom
Reamed from			Pipe Size	Trip Time	Reamed from			Pipe Size 4 1/2	Trip Time	Reamed from			Pipe Size 4 1/2	Trip Time
Reamed to			C.S.G. Set at	Serv. Time	Reamed to			C.S.G. Set at 605	Serv. Time	Reamed to			C.S.G. Set at 605	Serv. Time
Total Bit Footage			C.S.G. Size	Rep. Time	Total Bit Footage			C.S.G. Size 10 3/4	Rep. Time	Total Bit Footage			C.S.G. Size 10 3/4	Rep. Time
Bit Hrs.			Pipe in Hole	Jts. / Diesel Fuel Meter Reading	Bit Hrs.			Pipe in Hole	Jts. / REMARKS:	Bit Hrs.			Pipe in Hole	Jts. / REMARKS:
Table R.P.M.			Pipe on Racks	Jts. / Today	Table R.P.M.			Pipe on Racks	Jts.	Table R.P.M.			Pipe on Racks	Jts.
Depth		Deviation	Total Pipe on Lease	Jts. / Yesterday	Depth		Deviation	Total Pipe on Lease	Jts.	Depth		Deviation	Total Pipe on Lease	Jts.
Depth		Deviation		Consumption Gals.	Depth		Deviation			Depth		Deviation		
Depth		Deviation			Depth		Deviation			Depth		Deviation		
Depth		Deviation			Depth		Deviation			Depth		Deviation		

Time	Wt.	Vis.	Pump Stroke	Pump Pressure	Pit Gauge	Water Added	No. 1 Pump Size	No. 2 Pump Size
12							Liner Size	Liner Size
1							Water-Loss / Filter Cake	PH
2								
3								
4								
5							Mud Added Sacks	
6							Chemicals Added Lbs.	
7								

Ran IE log on 2"&5" scales from 3284'-605'
Ran GRS w/ caliper on 2"&5" scales from 3284'-605'
Ran Dipmeter survey from 3284'-605'
by Schlumberger

Time	Wt.	Vis.	Pump Stroke	Pump Pressure	Pit Gauge	Water Added	No. 1 Pump Size C 250	No. 2 Pump Size C 150
8							Liner Size 6 3/4 x 15	Liner Size 5 1/2 x 10
9							Water-Loss / Filter Cake	PH
10								
11								
12								
1							Mud Added Sacks	
2							Chemicals Added Lbs.	
3								

Time	Wt.	Vis.	Pump Stroke	Pump Pressure	Pit Gauge	Water Added	No. 1 Pump Size 7 1/4" x 15"	No. 2 Pump Size 7 1/4" x 12"
4							Liner Size 6 3/4"	Liner Size 5 1/2"
5							Water-Loss / Filter Cake	PH
6								
7								
8								
9							Mud Added Sacks	
10							Chemicals Added Lbs.	
11								

CREW	MATERIALS CHARGED TO OPERATOR	
Driller L. HOAS	Core Bit	Serial
Derrickman F. BOCHAR 12 HRS.	Reaming Bit	Serial
Cat Headman F. HOURTIE	Core Cutters SF. HF.	Core Catchers SF. HF.
Rotary Helper B. SHERAPAN	Swab Cups	Swab Rubbers
Rotary Helper		
Fireman C. WAGAR		
Leaseman		

REMARKS	FROM	TO
MAKE UP PACKER	12.00	1.00
RUN IN HOLE	1.00	2.15
TEST	2.15	6.00
PULL OUT	6.00	8.00
RANE log in 2"&5" Scales from 3284-605'		
RAN GRS. W/ CALIPER 2" TO 5" SCALE. 3284 TO 605'		
RAN D.P METER FROM 3284-605' by Schlumberger.		

CREW	MATERIALS CHARGED TO OPERATOR	
Driller E. GAUNT	Core Bit	Serial
Derrickman J. JUREK 12 HRS	Reaming Bit	Serial
Cat Headman J. HAYES	Core Cutters SF. HF.	Core Catchers SF. HF.
Rotary Helper S. STACKNIK	Swab Cups	Swab Rubbers
Rotary Helper		
Fireman J. SHYMANSKY		
Leaseman D. BROWNLEE		

REMARKS	FROM	TO
FINISH HOISTING & LAYING DOWN PACKER	8.00	9.30
W.O. ORDERS. LOAD OUT 106 SKS. STARCH 5 SKS PRESERVATIVE	9.30	3.15
W.O. ORDERS.	3.15	4.00

CREW	MATERIALS CHARGED TO OPERATOR	
Driller T.L. ANDERSON	Core Bit	Serial
Derrickman	Reaming Bit	Serial
Cat Headman S. ANTKOW	Core Cutters SF. HF.	Core Catchers SF. HF.
Rotary Helper T. MOOLJELSKY	Swab Cups	Swab Rubbers
Rotary Helper		
Fireman J. KOWALUK		
Leaseman		

REMARKS	FROM	TO
W.O. ORDERS. Cement Truck	4.00	7.00
RUN IN & LAY DOWN D COLLARS	7.00	9.30
WAIT ON CEMENT TRUCK	9.30	12.00

A. J. Fogarty
Company Representative

[illegible]
Tool Pusher

GUTHRIE McLAREN DRILLING LTD.

Date MARCH 13 – 1966

Well No. HUDSON BAY AMERADA CAMSELL

Lsd. A Sec. 37 Twp. 61-50' Rge. 102-30' W.

Drilled From 3284 To _____ Hole Made _____

Bit No.	13A		No. Stds.	46	Length 2782.18
Serial No.	V88405		No. D.C.'s	17	Length 485.07
Bit Size	8 3/4				Length
Bit Type	YH				Length
Dr. from	3284		Kelly in —		16.75
Dr. to			TOTAL —		3284.00
Cored from			D.C.O.D. Top	6 & 6 1/8	Hrs. On Bottom
Cored to			D.C.I.D. Top	2 7/8	Hrs. Off Bottom 8
Reamed from			Pipe Size	4 1/2	Trip Time
Reamed to			C.S.G. Set at	605	Serv. Time
Total Bit Footage			C.S.G. Size	10 3/4	Rep. Time
Bit Hrs.			Pipe in Hole		Jts.
Table R.P.M.			Pipe on Racks		Jts.
			Total Pipe on Lease		Jts.

Diesel Fuel Meter Reading
Today
Yesterday
Consumption Gals.

Depth Deviation
Depth Deviation
Depth Deviation
Depth Deviation

Time	Wt.	Vis.	Pump Stroke	Pump Pressure	Pit Gauge	Water Added	No. 1 Pump Size 7 1/4" x 15"	No. 2 Pump Size 7 1/4" x 12"
12							Liner Size 6 3/4"	Liner Size 5 1/2"
1							Water-Loss	Filter Cake / PH
2								
3								
4								
5							Mud Added Sacks	
6							Chemicals Added Lbs.	
7								

CREW
Driller L. KONS
Derrickman F. BOCHAR 12 HRS
Cat Headman F. HORVATH
Rotary Helper B. SHERIDAN
Rotary Helper
Fireman S. WABER
Leaseman

MATERIALS CHARGED TO OPERATOR
Core Bit — Serial
Reaming Bit — Serial
Core Cutters SF. HF. — Core Catchers SF. HF.
Swab Cups — Swab Rubbers

REMARKS	FROM	TO
LOGGING (SCHLUMBERGER)	12:00	4:00
RUNNING IN HOLE, PICKED UP 5 DCS & MADE UP SAME TWICE	4:00	5:00
WORKING ON OIL PUMP FOR DRAWORK	5:00	5:30
RUNNING IN HOLE (TROUBLE WITH AIRLINES ICEING UP	5:30	8:00

Drilled From 3284 To _____ Hole Made _____

Bit No.	13A		No. Stds.	46	Length 2782.18
Serial No.	V88405		No. D.C.'s		Length 485.07
Bit Size	8 3/4				Length
Bit Type	YH				Length
Dr. from	3284		Kelly in —		16.75
Dr. to			TOTAL —		3284.00
Cored from			D.C.O.D. Top	6 & 6 1/8	Hrs. On Bottom
Cored to			D.C.I.D. Top	2 7/8	Hrs. Off Bottom 8
Reamed from			Pipe Size	4 1/2	Trip Time
Reamed to			C.S.G. Set at	605	Serv. Time
Total Bit Footage			C.S.G. Size	10 3/4	Rep. Time
Bit Hrs.			Pipe in Hole	92	Jts.
Table R.P.M.			Pipe on Racks	58	Jts.
			Total Pipe on Lease	150	Jts.

REMARKS:

Depth Deviation
Depth Deviation
Depth Deviation
Depth Deviation

Time	Wt.	Vis.	Pump Stroke	Pump Pressure	Pit Gauge	Water Added	No. 1 Pump Size C-250	No. 2 Pump Size C-150
8	9.3	42	45	450			Liner Size 6 3/4 x 15	Liner Size 5 1/2 x 12
9	9.3	47	45	450			Water-Loss	Filter Cake / PH
10	9.3	42	45	450				
11	9.2	40	45	460				
12	9.3	40	45	450				
1	T.G.P.						Mud Added Sacks	
2	Logging						Chemicals Added Lbs.	
3	9.3	40	45	450				

CREW
Driller E. GAUNT
Derrickman J. ZUREK 12 HRS
Cat Headman V. HAYES
Rotary Helper S. STACHNIK
Rotary Helper
Fireman J. SHYMANSKY
Leaseman D. BROWNLEE

MATERIALS CHARGED TO OPERATOR
Core Bit — Serial
Reaming Bit — Serial
Core Cutters SF. HF. — Core Catchers SF. HF.
Swab Cups — Swab Rubbers

REMARKS	FROM	TO
SERVICE RIG & CLOSE B.O.P.	8:00	8:15
FINISH RUNNING IN HOLE.	8:15	8:30
BREAK CIRC & CLEAN OUT 6 FT.	8:30	8:45
CIRC W.O. LOGGING TOOLS.	8:45	12:30
HOIST PIPE TO LOG	12:30	2:15
RIG UP LOG & LOGGING W/ SCHLUMB.	2:15	4:00

Drilled From _____ To _____ Hole Made _____

Bit No.			No. Stds.		Length
Serial No.			No. D.C.'s		Length
Bit Size					Length
Bit Type					Length
Dr. from			Kelly in —		
Dr. to			TOTAL —		
Cored from			D.C.O.D. Top	6 1/4	Hrs. On Bottom
Cored to			D.C.I.D. Top	2 7/8	Hrs. Off Bottom
Reamed from			Pipe Size	4 1/2	Trip Time
Reamed to			C.S.G. Set at	605	Serv. Time
Total Bit Footage			C.S.G. Size	10 3/4	Rep. Time
Bit Hrs.			Pipe in Hole		Jts.
Table R.P.M.			Pipe on Racks		Jts.
			Total Pipe on Lease	150	Jts.

REMARKS:

Depth Deviation
Depth Deviation
Depth Deviation
Depth Deviation

Time	Wt.	Vis.	Pump Stroke	Pump Pressure	Pit Gauge	Water Added	No. 1 Pump Size 7 1/4" x 15"	No. 2 Pump Size 7 1/4" x 12"
4							Liner Size 6 3/4"	Liner Size 5 1/2"
5							Water-Loss	Filter Cake / PH
6								
7								
8								
9							Mud Added Sacks	
10							Chemicals Added Lbs.	
11								

CREW
Driller D. L. ANDERSON
Derrickman
Cat Headman S. ANTKON
Rotary Helper J. MOOLJELSKY
Rotary Helper
Fireman I. KOWALSKI
Leaseman

MATERIALS CHARGED TO OPERATOR
Core Bit — Serial
Reaming Bit — Serial
Core Cutters SF. HF. — Core Catchers SF. HF.
Swab Cups — Swab Rubbers

REMARKS	FROM	TO
LOGGING	4:00	6:00
W.O.O. UNLOAD CEMENT TRUCK, LOAD WEIGHT MATERIAL	6:00	10:00
MAKE UP PACKER	10:00	
RUN IN 18 STDS. TAIL PIPE		12:00

H. Fogarty
Company Representative

A. Kuschinski
Tool Pusher

GUTHRIE McLAREN DRILLING LTD.

Date MARCH-12-1966

Well No. HUDSON BAY AMERADA CONSELL

Lsd. A Sec. 37 Twp 61-56 Rge 22-30 W.

Drilled From 3263 To 3283 Hole Made 20'

Bit No.	13
Serial No.	E75254
Bit Size	8 3/4
Bit Type	4H-G
Dr. from	3247
Dr. to	3283
Cored from	
Cored to	
Reamed from	
Reamed to	
Total Bit Footage	36
Bit Hrs.	13
Table R.P.M.	50

No. Stds.	48-S	Length	2934.75
No. D.C.'s		Length	336.68
		Length	
		Length	
Kelly in —			11.57
TOTAL =			3283.00
D.C.O.D. Top	6 1/4	Hrs. On Bottom	7 3/4
D.C.I.D. Top	2 7/8	Hrs. Off Bottom	1/4
Pipe Size	4 1/2	Trip Time	
C.S.G. Set at	605	Serv. Time	1/4
C.S.G. Size	10 3/4	Rep. Time	
Pipe in Hole	97 Jts.	Diesel Fuel Meter Reading	
Pipe on Racks	53 Jts.	Today	
Total Pipe on Lease	150 Jts.	Yesterday	
		Consumption	Gals.

Depth Deviation
Depth Deviation
Depth Deviation
Depth Deviation

Time	Wt.	Vis.	Pump Stroke	Pump Pressure	Pit Gauge	Water Added
12	8.7	31	57	600		
1	8.7	31	57	600		
2	8.7	31	57	600		
3	8.7	31	57	600		
4	8.7	31	57	600		
5	8.7	31	57	600		
6	8.8	31	57	600		
7	8.8	36	57	600		

No. 1 Pump Size 7 1/4 x 15" Liner Size 6 3/4"
No. 2 Pump Size 7 1/4 x 12" Liner Size 5 1/2"
Water Loss Filter Cake PH
Mud Added Sacks GEL ~~[illegible]~~ SKS
Chemicals Added Lbs. 280 LB / CAUSTIC

CREW
Driller D.L. ANDERSON
Derrickman C. GIESBRECHT
Cat Headman A. POLLOM
Rotary Helper S. ANTKOW
Rotary Helper
Fireman J. KOWALSKI
Leaseman

MATERIALS CHARGED TO OPERATOR
Core Bit Serial
Reaming Bit Serial
Core Cutters SF. HF. Core Catchers SF. HF.
Swab Cups Swab Rubbers

REMARKS	FROM	TO
SERVICE RIG	12:00	12:15
DRILLING	12:15	8:00

Drilled From 3283 To 3284 Hole Made 1

Bit No.	13
Serial No.	E75254
Bit Size	8 3/4
Bit Type	4H-G
Dr. from	3247
Dr. to	3284
Cored from	
Cored to	
Reamed from	
Reamed to	
Total Bit Footage	37
Bit Hrs.	13 1/4
Table R.P.M.	50

No. Stds.	48 + 1S	Length	2934.75
No. D.C.'s	12	Length	336.68
		Length	
		Length	~~12.57~~
Kelly in =			12.57
TOTAL =			3284.00
D.C.O.D. Top	6 1/4	Hrs. On Bottom	1/4
D.C.I.D. Top	2 7/8	Hrs. Off Bottom	7 3/4
Pipe Size	4 1/2	Trip Time	
C.S.G. Set at	605	Serv. Time	
C.S.G. Size	10 3/4	Rep. Time	
Pipe in Hole	97 Jts.	REMARKS:	
Pipe on Racks	53 Jts.		
Total Pipe on Lease	150 Jts.		

Depth Deviation
Depth Deviation
Depth Deviation
Depth Deviation

Time	Wt.	Vis.	Pump Stroke	Pump Pressure	Pit Gauge	Water Added
8	8.8	31	58	600		
9	8.8	34	55	500		
10	8.8	36	58	600		
11	8.8	37	58	600		
12						
1						
2						
3						

No. 1 Pump Size 7 1/4 x 15" Liner Size 6 3/4"
No. 2 Pump Size 7 1/4 x 12" Liner Size 5 1/2"
Water Loss Filter Cake PH
Mud Added Sacks ~~[illegible]~~ SALT 34 SAXS GEL
Chemicals Added Lbs. 100 LBS PLASTER

CREW
Driller L. KINS
Derrickman F. BECHAR
Cat Headman F. HORVATH
Rotary Helper B. SHERIDAN
Rotary Helper T. MOCHIELSKY
Fireman S. WAGER
Leaseman D.L. BROWNLEE

MATERIALS CHARGED TO OPERATOR
Core Bit Serial
Reaming Bit Serial
Core Cutters SF. HF. Core Catchers SF. HF.
Swab Cups Swab Rubbers

REMARKS	FROM	TO
DRILLING	8:00	8:15
CIRCULATING, MIXING & COND MUD	8:15	12:45
PULLED OUT TO E-LOG	12:45	3:00
LOGGING (SCHLUMBERGER)	3:00	4:00

Drilled From 3284 To ____ Hole Made ____

Bit No.	
Serial No.	
Bit Size	
Bit Type	
Dr. from	
Dr. to	
Cored from	
Cored to	
Reamed from	
Reamed to	
Total Bit Footage	
Bit Hrs.	
Table R.P.M.	

No. Stds.	48+S	Length	2934.75
No. D.C.'s	12	Length	336.68
		Length	
		Length	
Kelly in =			12.57
TOTAL =			3284.00
D.C.O.D. Top	6 & 6 1/4	Hrs. On Bottom	~~[illegible]~~
D.C.I.D. Top	2 7/8	Hrs. Off Bottom	~~[illegible]~~
Pipe Size	4 1/2	Trip Time	
C.S.G. Set at	605	Serv. Time	
C.S.G. Size	10 3/4	Rep. Time	
Pipe in Hole	Jts.	REMARKS:	
Pipe on Racks	Jts.		
Total Pipe on Lease	150 Jts.		

Depth Deviation
Depth Deviation
Depth Deviation
Depth Deviation

Time	Wt.	Vis.	Pump Stroke	Pump Pressure	Pit Gauge	Water Added
4						
5						
6						
7						
8						
9						
10						
11						

No. 1 Pump Size C250 Liner Size 6 3/4 x 15
No. 2 Pump Size C150 Liner Size 5 1/2 x 12
Water Loss Filter Cake PH
Mud Added Sacks
Chemicals Added Lbs.

CREW
Driller E. GAUNT
Derrickman J. LUREK
Cat Headman V. HAYES
Rotary Helper S. STACKNIK
Rotary Helper
Fireman S. SHYMANSKY
Leaseman

MATERIALS CHARGED TO OPERATOR
Core Bit Serial
Reaming Bit Serial
Core Cutters SF. HF. Core Catchers SF. HF.
Swab Cups Swab Rubbers

REMARKS	FROM	TO
Logging W/ SCHLUMBERGER	4:00	12:00
INSTALL NEW BELTS ON COMPRESSOR.		
LOADED OUT 4 PIECES STABILIZER & 2 RUBBER		
+ 2 SUBS.		
CLEAN MUD TANKS.		

Company Representative: H. Fogarty

Tool Pusher: A. Sanderson

GUTHRIE McLAREN DRILLING LTD.

Date MARCH-11-1966

Well No. HUDSON BAY AMERADA CAMSELL

Lsd. A Sec. 37 Twp. 61°50' Rge 122-30' W.

Drilled From 3219 To 3247 Hole Made 27'

Bit No.	12	No. Stds. 46	Length 2782.18
Serial No.	799012	No. D.C.'s 16	Length 453.89
Bit Size	8 3/4		Length
Bit Type	HBJ		Length
Dr. from	3084	Kelly in —	10.93
Dr. to	3247	TOTAL =	3247.00
Cored from		D.C.O.D. Top 6 1/4	Hrs. On Bottom 4 3/4
Cored to		D.C.I.D. Top 2 7/8	Hrs. Off Bottom 3 1/4
Reamed from		Pipe Size 4 1/2	Trip Time
Reamed to		C.S.G. Set at 605	Serv. Time 1/4
Total Bit Footage	163	C.S.G. Size 10 3/4	Rep. Time 3
Bit Hrs.	24 1/2	Pipe in Hole 92 Jts.	Diesel Fuel Meter Reading
Table R.P.M.	50	Pipe on Racks 58 Jts.	Today
		Total Pipe on Lease 150 Jts.	Yesterday
			Consumption Gals.

Depth / Deviation

Time	Wt.	Vis.	Pump Stroke	Pump Pressure	Pit Gauge	Water Added	No. 1 Pump Size 7 1/4 x 15"	No. 2 Pump Size 7 1/4 x 12"
12	8.9	33	54	700			Liner Size 6 3/4	Liner Size 5 1/2
1	8.9	32	56	700			Water-Loss / Filter Cake / PH	
2	8.9	32	56	700		✓		
3	8.9	31	56	700		✓		
4	8.9	31	56	700		✓		
5	8.8	31	56	700			Mud Added Sacks	
6	8.8	31	56	700			Chemicals Added Lbs.	
7	8.8	31	56	700				

CREW		MATERIALS CHARGED TO OPERATOR	
Driller	H. K. Anderson	Core Bit	Serial
Derrickman	G. Gearbrecht	Reaming Bit	Serial
Cat Headman	R. P. Allen	Core Cutters SF. HF.	Core Catchers SF. HF.
Rotary Helper	S. Gardhouse	Swab Cups	Swab Rubbers
Rotary Helper			
Fireman	J. Kowalski		
Leaseman			

REMARKS		FROM	TO
SER. RIG	(1/2)	12:00	12:15
DRILLING	(2)	12:15	2:15
WORK ON PUMP	(1)	2:15	3:15
DRILLING	(2)	3:15	5:15
WORK ON ROTARY CLUTCH (AIR LINE)		5:15	7:15
DRILLING	(3/4)	7:15	8:00

Drilled From 3247 To Hole Made

Bit No.	12	No. Stds. 48	Length 2903.27
Serial No.	F15254	No. D.C.'s 12	Length 336.68
Bit Size	8 3/4		Length
Bit Type	YH-G		Length
Dr. from	3247	Kelly in =	7.05
Dr. to		TOTAL =	3247.00
Cored from		D.C.O.D. Top 6 1/4	Hrs. On Bottom
Cored to		D.C.I.D. Top 2 7/8	Hrs. Off Bottom 8
Reamed from		Pipe Size 4 1/2	Trip Time
Reamed to		C.S.G. Set at 605	Serv. Time
Total Bit Footage		C.S.G. Size 10 3/4	Rep. Time
Bit Hrs.		Pipe in Hole 96 Jts.	REMARKS:
Table R.P.M.		Pipe on Racks 54 Jts.	
		Total Pipe on Lease 150 Jts.	

Depth / Deviation

Time	Wt.	Vis.	Pump Stroke	Pump Pressure	Pit Gauge	Water Added	No. 1 Pump Size 7 1/4 x 15"	No. 2 Pump Size 7 1/4 x 12"
8	8.6	31	62	700			Liner Size 6 3/4	Liner Size 5 1/2
9							Water-Loss / Filter Cake / PH	
10								
11								
12								
1							Mud Added Sacks	
2							Chemicals Added Lbs.	
3								

CREW		MATERIALS CHARGED TO OPERATOR	
Driller	L. KONS	Core Bit	Serial
Derrickman	E. BOCHAR	Reaming Bit	Serial
Cat Headman	E. HORVATH	Core Cutters SF. HF.	Core Catchers SF. HF.
Rotary Helper	B. SHERIDAN	Swab Cups	Swab Rubbers
Rotary Helper	L. MOCHLEISKY		
Fireman	S. WEBER		
Leaseman	D. L. BROWNLEE		

REMARKS	FROM	TO
WORKING ON AIR CONTROLS	8:00	8:45
PULLING OUT EVEN STANDS, DRESSED	8:45	10:00
COLLARS EVEN & LAID DOWN TWO		12
WASH-OUTS		
CLEANED TWO COLLARS PLUGGED WITH	12:00	1:00
SAND		
BROKE DOWN ODD JOINTS RUNNING	1:00	2:45
IN & LAID DOWN TWO MORE DCs		
SLIPPED 30' OF LINE	2:45	3:15
RUNNING IN HOLE	3:15	4:00

Drilled From 3247 To 3263 Hole Made 16

Bit No.	13	No. Stds. 48	Length 2903.17
Serial No.	F75254	No. D.C.'s 12	Length 336.68
Bit Size	8 3/4		Length
Bit Type	YH-G		Length
Dr. from	3247	Kelly in =	24.00
Dr. to	3263	TOTAL =	3263.85
Cored from		D.C.O.D. Top 6 1/4	Hrs. On Bottom 5 1/4
Cored to		D.C.I.D. Top 2 7/8	Hrs. Off Bottom 2 3/4
Reamed from		Pipe Size 4 1/2	Trip Time
Reamed to		C.S.G. Set at 605	Serv. Time
Total Bit Footage	16	C.S.G. Size 10 3/4	Rep. Time
Bit Hrs.	5 1/4	Pipe in Hole 96 Jts.	REMARKS:
Table R.P.M.	50	Pipe on Racks 54 Jts.	
		Total Pipe on Lease 150 Jts.	

Depth / Deviation

Time	Wt.	Vis.	Pump Stroke	Pump Pressure	Pit Gauge	Water Added	No. 1 Pump Size C 250	No. 2 Pump Size C 150
4	TRIP						Liner Size 6 3/4 x 15	Liner Size 5 1/2 x 12
5							Water-Loss / Filter Cake / PH	
6								
7	8.8	30	52	600				
8	8.8	30	52	600				
9	8.7	30	53	600			Mud Added Sacks	
10	8.7	30	53	600			Chemicals Added Lbs.	
11								

CREW		MATERIALS CHARGED TO OPERATOR	
Driller	E. GAUNT	Core Bit	Serial
Derrickman	J. KUREK	Reaming Bit	Serial
Cat Headman	V. HAYES	Core Cutters SF. HF.	Core Catchers SF. HF.
Rotary Helper	J. STOCHAL	Swab Cups	Swab Rubbers
Rotary Helper			
Fireman	S. SHYMESHKY		
Leaseman			

REMARKS		FROM	TO
SERVICE RIG	1/4	4:00	4:15
FINISH RUNNING IN	1/2	4:15	4:45
REAM + CLEAN 190 FT TO BOTTOM	1	4:45	5:45
CIRC TO CLEAN HOLE	1	5:45	6:45
DRILLING	5 1/4	6:45	12:00

H. Frank
Company Representative

A. Kempson
Tool Pusher

GUTHRIE McLAREN DRILLING LTD.

Date MARCH-10-1966

Well No. HUDSON BAY AMERADA CAMSELL

Lsd. A Sec. 37 Twp. 61°-50' Rge. 122°-30' W.

Drilled From 3084 To 3115 Hole Made 31'

Bit No.	12
Serial No.	799012
Bit Size	8 3/4
Bit Type	H8J
Dr. from	3084
Dr. to	3115
Cored from	
Cored to	
Reamed from	3053 1/4
Reamed to	3084
Total Bit Footage	31'
Bit Hrs.	6 1/4
Table R.P.M.	50

No. Stds.	43-S	Length	2632.34
No. D.C.'s	16	Length	453.99
		Length	
		Length	
Kelly in =			28.77
TOTAL =			3115.00
D.C.O.D. Top	6 1/4	Hrs. On Bottom	6 1/4
D.C.I.D. Top	2 7/8	Hrs. Off Bottom	1 3/4
Pipe Size	4 1/2"	Trip Time	
C.S.G. Set at	605	Serv. Time	1/4
C.S.G. Size	10 3/4	Rep. Time	
Pipe in Hole	87 Jts.	Diesel Fuel Meter Reading	
Pipe on Racks	63 Jts.	Today	
Total Pipe on Lease	150 Jts.	Yesterday	
		Consumption	Gals.

Depth 3095 Deviation 2 1/2
Depth Deviation
Depth Deviation
Depth Deviation

Time	Wt.	Vis.	Pump Stroke	Pump Pressure	Pit Gauge	Water Added
12	8.9	33	48	700		
1	8.9	33	48	700		
2	8.9	34	48	700		
3	8.9	36	48	700		
4	8.9	40	48	700		
5	8.9	45	48	700		
6	8.9	48	48	700		
7	8.9	50	48	700		

No. 1 Pump Size 7 1/4 x 15" Liner Size 6 3/4
No. 2 Pump Size 7 1/4 x 12" Liner Size 5 1/2"

Water Loss | Filter Cake | PH

Mud Added Sacks 5 SKS 13
Chemicals Added Lbs. CAUSTIC 50#
PLASTER 50#

CREW	
Driller	D. LANDERSON
Derrickman	R. NESBRENT
Cat Headman	A. POLLOM
Rotary Helper	S. PANTKOW
Rotary Helper	
Fireman	J. KOWALSKI
Lesseman	

MATERIALS CHARGED TO OPERATOR: Core Bit | Serial; Reaming Bit | Serial; Core Cutters SF. HF. | Core Catchers SF. HF.; Swab Cups | Swab Rubbers

REMARKS		FROM	TO
SER. RIG	1/4	12:00	12:15
FINISH REAMING	1	12:15	1:15
DRILLING	2 1/2	1:15	3:45
RUN SURVEY	1/2	3:45	4:15
DRILLING	3 3/4	4:15	8:00

Drilled From 3115 To 3166 Hole Made 51

Bit No.	12
Serial No.	799012
Bit Size	8 3/4
Bit Type	H8J
Dr. from	3084
Dr. to	3166
Cored from	
Cored to	
Reamed from	
Reamed to	
Total Bit Footage	82
Bit Hrs.	13
Table R.P.M.	50

No. Stds.	44+1S	Length	2692.45
No. D.C.'s	16	Length	453.89
		Length	
		Length	
Kelly in =			19.66
TOTAL =			3166.00
D.C.O.D. Top	6 1/2	Hrs. On Bottom	6 3/4
D.C.I.D. Top	2 7/8	Hrs. Off Bottom	
Pipe Size	4 1/2	Trip Time	
C.S.G. Set at	605	Serv. Time	
C.S.G. Size	10 3/4	Rep. Time	
Pipe in Hole	89 Jts.	REMARKS: CHECKED B.O.P.S	
Pipe on Racks	61 Jts.		
Total Pipe on Lease	150 Jts.		

Depth Deviation
Depth Deviation
Depth Deviation
Depth Deviation

Time	Wt.	Vis.	Pump Stroke	Pump Pressure	Pit Gauge	Water Added
8	8.9	40	50	650		
9	9.7	40	50	650		
10	8.9	38	53	700		
11	8.9	35	53	700		
12	8.9	35	53	700		
1	~~8.9~~					
2	CLEANED	PUMP				
3	8.9	37	53	700		

No. 1 Pump Size 7 1/4 x 15" Liner Size 6 3/4
No. 2 Pump Size 7 1/4" x 12" Liner Size 5 1/2

Water Loss | Filter Cake | PH

Mud Added Sacks 5 SKS. LEL
Chemicals Added Lbs.

CREW	
Driller	L. KONS
Derrickman	F. BOCHAR
Cat Headman	F. HORVATH
Rotary Helper	B. SHERIDAN
Rotary Helper	I. MICHALSKY
Fireman	S. WAGER
Lesseman	D.L. BROWNLEE

MATERIALS CHARGED TO OPERATOR: Core Bit | Serial; Reaming Bit | Serial; Core Cutters SF. HF. | Core Catchers SF. HF.; Swab Cups | Swab Rubbers

REMARKS		FROM	TO
DRILLING	1	8:00	9:00
SERVICED RIG, CHECKED B.O.P.'S & KELLYCOCK	1/2	9:00	9:30
DRILLING	3 1/2	9:30	12:45
WORKING ON PUMP (CASE)	3/4	12:45	1:30
DRILLING	2 1/2	1:30	4:00

Drilled From 3166 To 3219 Hole Made 53

Bit No.	12
Serial No.	799012
Bit Size	8 3/4
Bit Type	H8J
Dr. from	3084
Dr. to	3219
Cored from	
Cored to	
Reamed from	
Reamed to	
Total Bit Footage	135
Bit Hrs.	19 3/4
Table R.P.M.	50

No. Stds.	45+S	Length	2753.33
No. D.C.'s	16	Length	453.89
		Length	
		Length	
Kelly in =			12.00
TOTAL =			3219.22
D.C.O.D. Top	6+6 1/8	Hrs. On Bottom	6 3/4
D.C.I.D. Top	2 7/8	Hrs. Off Bottom	1 1/4
Pipe Size	4 1/2	Trip Time	
C.S.G. Set at	605	Serv. Time	
C.S.G. Size	10 3/4	Rep. Time	
Pipe in Hole	91 Jts.	REMARKS:	
Pipe on Racks	59 Jts.		
Total Pipe on Lease	150 Jts.		

Depth 3215 Deviation 2 1/2
Depth Deviation
Depth Deviation
Depth Deviation

Time	Wt.	Vis.	Pump Stroke	Pump Pressure	Pit Gauge	Water Added
4	8.7	35	48	600		
5	8.7	34	48	600		
6	8.7	35	48	600		
7	8.7	37	48	600		
8	8.7	36	48	600		
9	8.7	36	48	600		
10						
11	8.8	36	48	600		

No. 1 Pump Size C-150 Liner Size 6 3/4 x 15
No. 2 Pump Size C-150 Liner Size 5 1/2 x 12

Water Loss | Filter Cake | PH

Mud Added Sacks
Chemicals Added Lbs. 50# Plaster of Paris

CREW	
Driller	E. GAUNT
Derrickman	J. ZUREK
Cat Headman	V. HAYES
Rotary Helper	S. STACHNIK
Rotary Helper	
Fireman	S. SKYMANSKY
Lesseman	

MATERIALS CHARGED TO OPERATOR: Core Bit | Serial; Reaming Bit | Serial; Core Cutters SF. HF. | Core Catchers SF. HF.; Swab Cups | Swab Rubbers

REMARKS		FROM	TO
SERVICE RIG	1/4	4:00	4:15
DRILLING	3 1/4	4:15	10:00
WORK ON COMPRESSOR	1/2	10:00	10:30
SURVEY — CORN.	1/2	10:30	11:00
DRILLING	1	11:00	12:00

GUTHRIE McLAREN DRILLING LTD.

Company Representative: H. Tiesatz
Tool Pusher: A. Lindberg

Date MARCH 9 - 1966

Well No. HUDSON BAY AMERADA CAMSELL
Lsd. A Sec. 37 Twp. 61°-50' Rge. 122°-30' W.

Drilled From 3039 To 3070 Hole Made 31'

Bit No.	11
Serial No.	799109
Bit Size	8 3/4
Bit Type	H8J
Dr. from	2977
Dr. to	3070
Cored from	
Cored to	
Reamed from	
Reamed to	
Total Bit Footage	93
Bit Hrs.	14
Table R.P.M.	50

No. Stds. 43 Length 2601.79
No. D.C.'s 16 Length 453.89
Length
Length
Kelly in — 14.32
TOTAL = 3070.00
D.C.O.D. Top 6 1/4 Hrs. On Bottom 7 3/4
D.C.I.D. Top 2 7/8 Hrs. Off Bottom 1/4
Pipe Size 4 1/2 Trip Time
C.S.G. Set at 605 Serv. Time 1/4
C.S.G. Size 10 3/4 Rep. Time
Pipe in Hole 86 Jts. Diesel Fuel Meter Reading
Pipe on Racks 64 Jts. Today
Total Pipe on Lease 150 Jts. Yesterday
Consumption Gals.

Depth Deviation
Depth Deviation
Depth Deviation
Depth Deviation

Time	Wt.	Vis.	Pump Stroke	Pump Pressure	Pit Gauge	Water Added
12	8.9	31	43	700		
1	8.9	31	43	700		
2	8.9	45	43	700		
3	8.9	45	43	700		
4	8.9	45	44	700		
5	8.9	45	44	700		
6	8.9	45	44	700		
7	8.9	45	44	700		

No. 1 Pump Size 7 1/4" x 15" Liner Size 6 3/4"
No. 2 Pump Size 7 1/4" x 12" Liner Size 5 1/2"
Water Loss Filter Cake PH
Mud Added Sacks 15 sks GEL
Chemicals Added Lbs. 100# CAUSTIC, 50# PLASTER

CREW
Driller D. L. Lindeman
Derrickman G. Gisbrecht
Cat Headman C. Pollock
Rotary Helper L. Cantkow
Rotary Helper
Fireman J. Kowalski
Leaseman

MATERIALS CHARGED TO OPERATOR
Core Bit Serial
Reaming Bit Serial
Core Cutters SF. HF. Core Catchers SF. HF.
Swab Cups Swab Rubbers

REMARKS FROM TO
Measured vis at 12:05 AM read. 31 sec. RBC.
SER. Rig 0(4) 12:00 12:15
DRILLING (7 3/4) 12:15 9:00

J. KOWALSKI SLIPPED ON ICE, FELL SHORT FEET ANKLE ON THE 7 MARCH AT 2:30 P.M. - WITNESSED BY D. L. BROWNLEE

Drilled From 3070 To 3083 Hole Made 13

Bit No.	11
Serial No.	799109
Bit Size	8 3/4
Bit Type	H8J
Dr. from	2977
Dr. to	3083
Cored from	
Cored to	
Reamed from	
Reamed to	
Total Bit Footage	106
Bit Hrs.	20 3/4
Table R.P.M.	50

No. Stds. 43 Length 2601.79
No. D.C.'s 14 Length 400.84
CORE BBL. (BRST) Length 75.01
3 C.O. SUBS Length
Kelly in — 5.36
TOTAL = 3083.00
D.C.O.D. Top 6 1/4 Hrs. On Bottom 7 3/4
D.C.I.D. Top 2 7/8 Hrs. Off Bottom 5 1/4
Pipe Size 4 1/2 Trip Time
C.S.G. Set at 605 Serv. Time
C.S.G. Size 10 3/4 Rep. Time
Pipe in Hole 86 Jts. REMARKS: CHECKED B.O.P.'S & KELLY COCK.
Pipe on Racks 64 Jts.
Total Pipe on Lease 150 Jts.

Depth Deviation
Depth Deviation
Depth Deviation
Depth Deviation

Time	Wt.	Vis.	Pump Stroke	Pump Pressure	Pit Gauge	Water Added
8	8.9	45	43	800		
9	9.0	46	43	800		
10	9.1	46	43	800		
11						
12						
1						
2						
3						

TRIP

No. 1 Pump Size 7 1/4" x 15" Liner Size 6 3/4"
No. 2 Pump Size 7 1/4" x 12" Liner Size 5 1/2"
Water Loss Filter Cake PH
Mud Added Sacks
Chemicals Added Lbs.

CREW
Driller L. KOOS
Derrickman F. BOCHAR
Cat Headman F. HORVATH
Rotary Helper B. SHERIDAN
Rotary Helper T. MOCKTELSKY
Fireman S. WIEGER
Leaseman D. L. BROWNLEE

MATERIALS CHARGED TO OPERATOR
Core Bit Serial
Reaming Bit Serial
Core Cutters SF. HF. Core Catchers SF. HF.
Swab Cups Swab Rubbers

REMARKS FROM TO
DRILLING 8:00 10:45
PULLED OUT TO RUN DIA. CORE BBL. (STRAPED OUT) 10:45 1:00
CHECKED B.O.P.'S & KELLY COCK 1:00 1:15
PICKED UP CORE BBL & RUN IN HOLE 1:15 3:30
CIRC. ON BOTTOM 3:30 4:00

PIPE MEASURED - 3056.73
TALLY WAS - 3055.68
DIFF. 1.05 LONGER.
NO CORRECTION

Cored ~~Drilled From~~ 3083 To 3084 Hole Made 1

Bit No.	11A	12
Serial No.	29165	799012
Bit Size	6 1/8	8 3/4
Bit Type	BOYLES	H8J
Dr. from		3083
Dr. to		
Cored from	3083	
Cored to	3084	
Reamed from		
Reamed to		
Total Bit Footage		
Bit Hrs.	1 3/4	
Table R.P.M.	50	

No. Stds. Length 2601.79
No. D.C.'s Length 453.89
Length
Length
Kelly in = 27.32
TOTAL = 3083.00
D.C.O.D. Top 6 x 6 1/8 Hrs. On Bottom
D.C.I.D. Top 2 7/8 Hrs. Off Bottom
Pipe Size 4 1/2 Trip Time
C.S.G. Set at 605 Serv. Time
C.S.G. Size 10 3/4 Rep. Time
Pipe in Hole 86 Jts. REMARKS:
Pipe on Racks 64 Jts.
Total Pipe on Lease 150 Jts.

Depth Deviation
Depth Deviation
Depth Deviation
Depth Deviation

Time	Wt.	Vis.	Pump Stroke	Pump Pressure	Pit Gauge	Water Added
4	9	50	34	550		
5	9	46	34	600		
6						
7						
8						
9						
10						
11	9	44	32	600		

TRIP

No. 1 Pump Size C-250 Liner Size 6 3/4 x 15
No. 2 Pump Size C150 Liner Size 5 1/2 x 12
Water Loss Filter Cake PH
Mud Added Sacks
Chemicals Added Lbs.

CREW
Driller E. GRANT
Derrickman J. ZUREK
Cat Headman W. HAYES
Rotary Helper J. STACKNIK
Rotary Helper
Fireman J. HYMANSKY
Leaseman

MATERIALS CHARGED TO OPERATOR
Core Bit Serial
Reaming Bit Serial
Core Cutters SF. HF. Core Catchers SF. HF.
Swab Cups Swab Rubbers

REMARKS FROM TO
RECOVERED 4" OF CORE
DIAMOND CORING #2 3083-3084 4:00 5:45
HOIST CORE. 5:45 7:15
RECOVER CORE & LAY DOWN TOOLS 7:15 7:45
W/O ORDERS 7:45 9:00
RUN IN W/ BIT. 9:00 10:45
BREAK CIRC & CLEAN OUT 10:45
REAMING 22 FT OF UNDERGAGE HOLE. 11:45
REAMING RATHOLE 11:45 12:00

GUTHRIE McLAREN DRILLING LTD.

Company Representative: H. Fogarty
Tool Pusher: A. Lagmbuner

Date: 1 MARCH 1966

Well No. HUDSON BAY ARERADA CAMSELL
Lsd. A Sec. 37 Twp. 61 Rge. 12 W.

Drilled From 2128 To 2223 Hole Made 95

Bit No.	7	No. Stds.	58 Length 1751.68
Serial No.	799015	No. D.C.'s	15 Length 432.80
Bit Size	8 3/4		Length
Bit Type	H8J		Length
Dr. from	1650	Kelly in —	39.40
Dr. to	2223	TOTAL =	2223.88
Cored from		D.C.O.D. Top 6 1/4	Hrs. On Bottom 7 1/4
Cored to		D.C.I.D. Top 2 7/8	Hrs. Off Bottom 3/4
Reamed from		Pipe Size 4 1/2	Trip Time
Reamed to		C.S.G. Set at 605	Serv. Time
Total Bit Footage	573	C.S.G. Size 10 3/4	Rep. Time
Bit Hrs.	49 1/4	Pipe in Hole 58 Jts.	Diesel Fuel Meter Reading
Table R.P.M.	60	Pipe on Racks 92 Jts.	Today
Depth 2223	Deviation 3/4	Total Pipe on Lease 150 Jts.	Yesterday
Depth	Deviation		Consumption Gals.
Depth	Deviation		
Depth	Deviation		

No. 1 Pump Size C250 — Liner Size 6 3/4 x 15
No. 2 Pump Size C150 — Liner Size 5 1/2 x 12

Time	Wt.	Vis.	Pump Stroke	Pump Pressure	Pit Gauge	Water Added
12	8.7		60	450	0	✓
1	8.7		60	450	5	✓
2	8.7		60	450		✓
3	8.7		60	450		✓
4	8.7		60	450		✓
5	8.7		60	450		✓
6	8.7		60	450		✓
7	8.8		60	450		✓

Water-Loss | Filter Cake | PH

Mud Added Sacks
Chemicals Added Lbs.

CREW
Driller E. GAUNT
Derrickman T. ZUREK
Cat Headman V. HAYES
Rotary Helper S. STACKNIH
Rotary Helper
Fireman S. SHYMANSKY
Leaseman

MATERIALS CHARGED TO OPERATOR
Core Bit — Serial
Reaming Bit — Serial
Core Cutters SF. HF. — Core Catchers SF. HF.
Swab Cups — Swab Rubbers

REMARKS

		FROM	TO
DRILLING	7 1/4	12.00	7.15
CIRC SAMPLE	1/4	7.15	7.30
SURVEY - CONN.	1/4	7.30	7.45
DRILLING	1/4	7.45	8.00

Drilled From 2223 To 2323 Hole Made 100'

Bit No.	7	No. Stds.	31 Length 1873.25
Serial No.	799015	No. D.C.'s	15 Length 432.80
Bit Size	8 3/4		Length
Bit Type	H8J		Length
Dr. from	1650	Kelly in =	
Dr. to	2323	TOTAL =	
Cored from		D.C.O.D. Top 6 1/4"	Hrs. On Bottom 7 3/4
Cored to		D.C.I.D. Top 2 7/8"	Hrs. Off Bottom 1/4
Reamed from		Pipe Size 4 1/2"	Trip Time
Reamed to		C.S.G. Set at 605'	Serv. Time 1/4
Total Bit Footage	673'	C.S.G. Size 10 3/4"	Rep. Time
Bit Hrs.	57	Pipe in Hole 62 Jts.	REMARKS:
Table R.P.M.	60	Pipe on Racks 88 Jts.	CHECK BOP'S &
Depth	Deviation	Total Pipe on Lease 150 Jts.	MOTOR SHUT OFF
Depth	Deviation		
Depth	Deviation		
Depth	Deviation		

No. 1 Pump Size 7 1/4 x 15" — Liner Size 6 3/4"
No. 2 Pump Size 5 1/2 x 12" — Liner Size 5 1/2"

Time	Wt.	Vis.	Pump Stroke	Pump Pressure	Pit Gauge	Water Added
8	8.7	29	62	500		✓
9	8.7	29	62	500		✓
10	8.7	29	62	500		✓
11	8.7	29	62	500		✓
12	8.7	29	62	500		✓
1	8.7	29	62	500		✓
2	8.7	29	62	500		✓
3	8.7	29	62	500		✓

Water-Loss | Filter Cake | PH

Mud Added Sacks
Chemicals Added Lbs.

CREW
Driller D.L. ANDERSON
Derrickman C. GIESBRECHT
Cat Headman A. POLLOM
Rotary Helper S. ANTKOW
Rotary Helper J. MOGLIFLSKY
Fireman J. KOWALSKI
Leaseman D.L. BROWNLEE

MATERIALS CHARGED TO OPERATOR
Core Bit — Serial
Reaming Bit — Serial
Core Cutters SF. HF. — Core Catchers SF. HF.
Swab Cups — Swab Rubbers

REMARKS

		FROM	TO
DRILLING	(1 3/4)	8:00	9:45
SER. RIG CHECK BOP'S	(1/4)	9:45	10:00
DRILLING	(6)	10:00	4:00

Drilled From 2323 To 2392 Hole Made 69

Bit No.	7	No. Stds.	32 Length 1935.16
Serial No.	799015	No. D.C.'s	15 Length 432.80
Bit Size	8 3/4		Length
Bit Type	H8J		Length
Dr. from	1650	Kelly in =	24.64
Dr. to	2392	TOTAL =	2392.00
Cored from		D.C.O.D. Top 6 1/4"	Hrs. On Bottom 7 1/2
Cored to		D.C.I.D. Top 2 7/8"	Hrs. Off Bottom
Reamed from		Pipe Size 4 1/2"	Trip Time
Reamed to		C.S.G. Set at 605'	Serv. Time
Total Bit Footage	742	C.S.G. Size 10 3/4"	Rep. Time
Bit Hrs.	64 1/2	Pipe in Hole 64 Jts.	REMARKS:
Table R.P.M.	60	Pipe on Racks 86 Jts.	
Depth 2345	Deviation 1 1/3°	Total Pipe on Lease 150 Jts.	
Depth	Deviation		
Depth	Deviation		
Depth	Deviation		

No. 1 Pump Size 7 1/4 x 15" — Liner Size 6 3/4"
No. 2 Pump Size 7 1/4 x 12" — Liner Size 5 1/2

Time	Wt.	Vis.	Pump Stroke	Pump Pressure	Pit Gauge	Water Added
4	8.8	30	62	450		
5	8.7	29	62	450		
6	8.7	29	62	450		
7	8.7	29	62	450		
8	8.7	29	62	450		
9	8.8	30	62	450		
10	8.8	30	62	450		
11	8.8	30	62	450		

Water-Loss | Filter Cake | PH

Mud Added Sacks
Chemicals Added Lbs.

CREW
Driller L. KONS
Derrickman F. ACHAR
Cat Headman F. HORVATH
Rotary Helper B. SHERIDAN
Rotary Helper
Fireman S. WAGER
Leaseman

MATERIALS CHARGED TO OPERATOR
Core Bit — Serial
Reaming Bit — Serial
Core Cutters SF. HF. — Core Catchers SF. HF.
Swab Cups — Swab Rubbers

REMARKS

	FROM	TO
DRILLING	4:00	5:45
SURVEY	5:45	6:15
DRILLING	6:15	12:00

GUTHRIE McLAREN DRILLING LTD.

Company Representative: H. J. Fogarty

Tool Pusher: [illegible]

Date 28 FEB 1966

Well No. HUDSON BAY AMERADA CAMSELL

Lsd. A Sec. 37 Twp. 61° Rge. 27° 35' W.

Drilled From 1890 To 1963 Hole Made 73

Bit No.	7
Serial No.	799015
Bit Size	8 3/4
Bit Type	H8J
Dr. from	1650
Dr. to	1963
Cored from	
Cored to	
Reamed from	
Reamed to	
Total Bit Footage	313
Bit Hrs.	27 3/4
Table R.P.M.	60

No. Stds. 25 Length 1510.57
No. D.C.'s 15 Length 432.80
Length
Length
Kelly in — 19.63
TOTAL — 1963.00

D.C.O.D. Top 6 1/4 Hrs. On Bottom 6 3/4
D.C.I.D. Top 2 7/8 Hrs. Off Bottom 1 1/4
Pipe Size 4 1/2 Trip Time
C.S.G. Set at 605 Serv. Time
C.S.G. Size 10 3/4 Rep. Time

Pipe in Hole 50 Jts.
Pipe on Racks 100 Jts.
Total Pipe on Lease 150 Jts.

Diesel Fuel Meter Reading
Today
Yesterday
Consumption Gals.

Depth 1890 Deviation 1 1/4
Depth 1952 Deviation 1 1/4
Depth Deviation
Depth Deviation

No. 1 Pump Size C-250 Liner Size 6 3/4 x 15
No. 2 Pump Size C-150 Liner Size 5 1/2 x 12

Time	Wt.	Vis.	Pump Stroke	Pump Pressure	Pit Gauge	Water Added
12	8.6		60	500		✓
1	8.6		60	500		✓
2	8.6		60	500		✓
3	8.6		60	500		✓
4	8.6		60	500		✓
5	8.6		60	500		✓
6	8.6		60	500		✓
7	8.6		60	500		✓

Water Loss | Filter Cake | PH

Mud Added Sacks
Chemicals Added Lbs.

CREW
Driller E. GAUNT
Derrickman J. ZUREH
Cat Headman H. HAYES
Rotary Helper S. STAGHNIH
Rotary Helper
Fireman S. SHYMANSKY
Leaseman

MATERIALS CHARGED TO OPERATOR
Core Bit Serial
Reaming Bit Serial
Core Cutters SF. HF. Core Catchers SF. HF.
Swab Cups Swab Rubbers

REMARKS

		FROM	TO
SURVEY & CONN.	1/2	12:00	12:30
DRILLING	3	12:30	3:30
CONN & CLEAN SUCTION TANK	1/4	3:30	3:45
DRILLING	2 3/4	3:45	6:30
CONN. & SURVEY	1/2	6:30	7:00
DRILLING	1	7:00	8:00

Drilled From 1963 To 2040 Hole Made 77'

Bit No.	7
Serial No.	799015
Bit Size	8 3/4
Bit Type	H8J
Dr. from	1650
Dr. to	2040
Cored from	
Cored to	
Reamed from	
Reamed to	
Total Bit Footage	390
Bit Hrs.	34
Table R.P.M.	60

No. Stds. 26-1 Length 1572.75
No. D.C.'s 15 Length 432.80
Length
Length
Kelly in — 35.45
TOTAL — 2040.00

D.C.O.D. Top 6 1/4 Hrs. On Bottom 6 1/4
D.C.I.D. Top 2 7/8 Hrs. Off Bottom 1 3/4
Pipe Size 4 1/2" Trip Time
C.S.G. Set at 605 Serv. Time 1/4
C.S.G. Size 10 3/4 Rep. Time

Pipe in Hole 52 Jts.
Pipe on Racks 98 Jts.
Total Pipe on Lease 150 Jts.

REMARKS:

Depth 2014 Deviation 1 1/4
Depth Deviation
Depth Deviation
Depth Deviation

No. 1 Pump Size 7 1/4" x 15" Liner Size 6 3/4"
No. 2 Pump Size 7 1/4" x 12" Liner Size 5 1/2

Time	Wt.	Vis.	Pump Stroke	Pump Pressure	Pit Gauge	Water Added
8	8.6	29	62	500		✓
9	8.6	29	62	500		✓
10	8.6	29	62	500		✓
11	8.6	29	62	500		✓
12	8.6	29	62	500		✓
1	8.7	29	62	500		✓
2	8.7	29	62	500		✓
3	8.6	29	62	500		✓

Water Loss | Filter Cake | PH

Mud Added Sacks 15 SK. SAWDUST
Chemicals Added Lbs.

CREW
Driller D.L. ANDERSON
Derrickman C. GIESBRECHT
Cat Headman A. POLLOCK
Rotary Helper S. ANTKOW
Rotary Helper I. MACLJELSKY
Fireman J. KOWALSKY
Leaseman D.L. BROWNLEE

MATERIALS CHARGED TO OPERATOR
Core Bit Serial
Reaming Bit Serial
Core Cutters SF. HF. Core Catchers SF. HF.
Swab Cups Swab Rubbers

REMARKS

		FROM	TO
DRILLING	(1 1/4)	8:00	9:30
SER. RIG, CHECK BOPS	(1/4)	9:30	9:45
UNSPOOL & CUT OFF 15.00 FT. OF SANDLINE	(1)	9:45	10:45
DRILLING	(2 1/2)	10:45	1:15
RUN SURVEY	(1/2)	1:15	1:45
DRILLING	(2 1/4)	1:45	4:00

Drilled From 2040 To 2128 Hole Made 88

Bit No.	7
Serial No.	799015
Bit Size	8 3/4
Bit Type	H8J
Dr. from	1650
Dr. to	2128
Cored from	
Cored to	
Reamed from	
Reamed to	
Total Bit Footage	478
Bit Hrs.	41 3/4
Table R.P.M.	60

No. Stds. 27+1 Length 1662.77
No. D.C.'s 15 Length 432.80
Length
Length
Kelly in — 32.43
TOTAL — 2128.00

D.C.O.D. Top 6 1/4 Hrs. On Bottom 7 3/4
D.C.I.D. Top 2 7/8 Hrs. Off Bottom 1 1/4
Pipe Size 4 1/2 Trip Time
C.S.G. Set at 605 Serv. Time
C.S.G. Size 10 3/4 Rep. Time

Pipe in Hole 55 Jts.
Pipe on Racks 95 Jts.
Total Pipe on Lease 150 Jts.

REMARKS:

Depth 2103 Deviation 2 1/2°
Depth Deviation
Depth Deviation
Depth Deviation

No. 1 Pump Size 7 1/4 x 15" Liner Size 6 3/4
No. 2 Pump Size 7 1/4" x 12 Liner Size 5 1/2"

Time	Wt.	Vis.	Pump Stroke	Pump Pressure	Pit Gauge	Water Added
4	8.7	30	62	400		
5	8.7	29	64	400		✓
6	8.7	29	64	400		✓
7	8.7	29	64	400		
8	8.7	29	62	400		
9	8.7	29	62	400		
10	8.7	29	62	400		
11	8.7	29	62	400		

Water Loss | Filter Cake | PH

Mud Added Sacks
Chemicals Added Lbs.

CREW
Driller L. KONS
Derrickman F. BOCHAR
Cat Headman F. HORVATH
Rotary Helper B. SHERIDAN
Rotary Helper
Fireman S. WAGER
Leaseman

MATERIALS CHARGED TO OPERATOR
Core Bit Serial
Reaming Bit Serial
Core Cutters SF. HF. Core Catchers SF. HF.
Swab Cups Swab Rubbers

REMARKS

		FROM	TO
DRILLING	5 3/4	4:00	9:45
RUN SURVEY & CONN	1/4	9:45	10:00
DRILLING	2	10:00	12:00

H. Bartley
Company Representative

Tool Pusher

GUTHRIE McLAREN DRILLING LTD.

Date 27 FEB 1966

Well No. HUDSON BAY AMGRADA CAMSELL

Lsd. A Sec. 37 Twp. 61°50' Rge. 122°30' W.

Drilled From 1663 To 1741 Hole Made 78

Bit No.	7
Serial No.	799015
Bit Size	8 3/4
Bit Type	H8J
Dr. from	1650
Dr. to	1741
Cored from	
Cored to	
Reamed from	
Reamed to	
Total Bit Footage	91
Bit Hrs.	8 1/4
Table R.P.M.	60

No. Stds. 21-S Length 1299.24
No. D.C.'s 15 Length 432.80
Length
Length
Kelly in — 9.20
TOTAL = 1741.04

D.C.O.D. Top 6 1/4 Hrs. On Bottom 6 1/2
D.C.I.D. Top 2 7/8 Hrs. Off Bottom 1 1/2
Pipe Size 4 1/2 Trip Time
C.S.G. Set at 605 Serv. Time
C.S.G. Size 10 3/4 Rep. Time
Pipe in Hole 43 Jts. Diesel Fuel Meter Reading
Pipe on Racks 107 Jts. Today
Total Pipe on Lease 150 Jts. Yesterday
Consumption Gals.

Depth 1681 Deviation 1 1/2°
Depth 1710 Deviation 1 1/2°
Depth 1741 Deviation 1 1/4°
Depth Deviation

Time	Wt.	Vis.	Pump Stroke	Pump Pressure	Pit Gauge	Water Added
12	8.9		60	450		✓
1	8.9		60	450		✓
2	9.0		60	450		✓
3	8.9		60	450		✓
4	8.9		60	450		✓
5	8.7		60	450		✓
6	8.7		60	450		✓
7	8.7		60	450		✓

No. 1 Pump Size C-250 Liner Size 6 3/4 x 15
No. 2 Pump Size C150 Liner Size 5 1/2 x 12
Water Loss Filter Cake PH
Mud Added Sacks 4 SK SAW DUST.
Chemicals Added Lbs.

CREW	
Driller	E. GAUNT
Derrickman	J. LUREN
Cat Headman	V. HAYES
Rotary Helper	S. STACHNIK
Rotary Helper	
Fireman	S. SHYMANSKY
Leaseman	

MATERIALS CHARGED TO OPERATOR	
Core Bit	Serial
Reaming Bit	Serial
Core Cutters SF. HF.	Core Catchers SF. HF.
Swab Cups	Swab Rubbers

REMARKS		FROM	TO
Drilling w/ 26000	1 1/2	12:00	1:30
Survey & Conn.	1/2	1:30	2:00
Drilling	2 1/2	2:00	4:30
Survey & Conn.	1/2	4:30	5:00
Drilling	2 1/2	5:00	7:30
Survey & Conn.	1/2	7:30	8:00

Drilled From 1741 To 1815 Hole Made 74'

Bit No.	7
Serial No.	799015
Bit Size	8 3/4
Bit Type	H8J
Dr. from	1650
Dr. to	1815
Cored from	
Cored to	
Reamed from	
Reamed to	
Total Bit Footage	165
Bit Hrs.	15
Table R.P.M.	60

No. Stds. 22-S Length 1359.81
No. D.C.'s 15 Length 432.80
Length
Length
Kelly in — 22.39
TOTAL = 1815.00

D.C.O.D. Top 6 1/4 Hrs. On Bottom 6 3/4
D.C.I.D. Top 2 3/8 Hrs. Off Bottom 1 1/4
Pipe Size 4 1/2" Trip Time
C.S.G. Set at 605 Serv. Time 1/4
C.S.G. Size 10 3/4 Rep. Time 3/4
Pipe in Hole 45 Jts. REMARKS: Check Bop's
Pipe on Racks 105 Jts.
Total Pipe on Lease 150 Jts.

Depth 1771 Deviation 1 1/4°
Depth 1802 Deviation 1 1/2°
Depth Deviation
Depth Deviation

Time	Wt.	Vis.	Pump Stroke	Pump Pressure	Pit Gauge	Water Added
8	8.6	29	62	500	1 1/2	✓
9	8.6	29	62	500		
10	8.6	29	62	500		
11	8.7	29	62	500		
12	8.7	29	62	500		
1	8.7	29	62	500		
2	8.7	29	62	500		
3	8.7	29	62	500		

No. 1 Pump Size 7 1/4" x 15" Liner Size 6 3/4
No. 2 Pump Size 7 1/4" x 12" Liner Size 5 1/2"
Water Loss Filter Cake PH
Mud Added Sacks
Chemicals Added Lbs.

CREW	
Driller	D. L. ANDERSON
Derrickman	G. GIESBRECHT
Cat Headman	A. PALLOM
Rotary Helper	S. ANTKAW
Rotary Helper	J. MOOLJELSKY
Fireman	J. KWALSKI
Leaseman	D. L. BROWNLEE 14 1/2

MATERIALS CHARGED TO OPERATOR	
Core Bit	Serial
Reaming Bit	Serial
Core Cutters SF. HF.	Core Catchers SF. HF.
Swab Cups	Swab Rubbers

REMARKS		FROM	TO
Drilling	(2 1/4)	8:00	10:15
Run Survey	(1/4)	10:15	10:30
Ser. Rig, Work on Hydrid	(1/2)	10:30	11:00
Drilling	(2 3/4)	11:00	1:45
Run Survey	(1/2)	1:45	2:15
Work on Hydrid	(1/2)	2:15	2:45
Drilling	(1 3/4)	2:45	4:00

Drilled From 1815 To 1890 Hole Made 75

Bit No.	7
Serial No.	799015
Bit Size	8 3/4
Bit Type	~~H8J~~
Dr. from	1650
Dr. to	1890
Cored from	
Cored to	
Reamed from	
Reamed to	
Total Bit Footage	240
Bit Hrs.	21
Table R.P.M.	60

No. Stds. 23+1 Length 1420.54
No. D.C.'s 15 Length 432.30
Length
Length
Kelly in = 36.56
TOTAL = 1890.00

D.C.O.D. Top 6 1/4 Hrs. On Bottom 6
D.C.I.D. Top 2 7/8 Hrs. Off Bottom
Pipe Size 4 1/2 Trip Time
C.S.G. Set at 605 Serv. Time
C.S.G. Size 10 3/4 Rep. Time
Pipe in Hole 47 Jts. REMARKS:
Pipe on Racks 103 Jts.
Total Pipe on Lease 150 Jts.

Depth 1832 Deviation 3/4°
Depth Deviation
Depth Deviation
Depth Deviation

Time	Wt.	Vis.	Pump Stroke	Pump Pressure	Pit Gauge	Water Added
4	8.9	30	62	400		
5	8.9	29	62	400		
6	8.9	29	62	400		
7	8.8	29	62	400		
8	8.8	29	62	400		
9	8.8	29	62	400		
10	8.8	29	62	400		
11	8.8	29	62	400		

No. 1 Pump Size 7 1/4" x 15" Liner Size 6 3/4
No. 2 Pump Size 7 1/4" x 12" Liner Size 5 1/2
Water Loss Filter Cake PH
Mud Added Sacks
Chemicals Added Lbs.

CREW	
Driller	L. KONS
Derrickman	F. BORHAR
Cat Headman	F. HORVATH
Rotary Helper	B. SHERIDAN
Rotary Helper	
Fireman	S. WAGER
Leaseman	

MATERIALS CHARGED TO OPERATOR	
Core Bit	Serial
Reaming Bit	Serial
Core Cutters SF. HF.	Core Catchers SF. HF.
Swab Cups	Swab Rubbers

REMARKS		FROM	TO
Drilling	3/4	4:00	5:15
Run Survey & Cond & Dumped Shaker Tank	3/4	5:15	6:00
Drilling	4	6:00	10:00
Circ Sample	3/4	10:00	10:45
Drilling	1/4	10:45	12:00

H. Fogarty
Company Representative

Tool Pusher

GUTHRIE McLAREN DRILLING LTD.

Date FEB 26 - 1966

Well No. HUDSON BAY AMERADA CAMSELL

Lsd. A Sec. 37 Twp. 61-50' Rge. 122°-30' W.

Drilled From 1527 To 1580 Hole Made 53

Bit No.	6A	No. Stds. 18+1	Length 1118.61
Serial No.	799019	No. D.C.'s 15	Length 432.80
Bit Size	8 3/4		Length
Bit Type	HSJ		Length
Dr. from	1170	Kelly in =	28.59
Dr. to	1580	TOTAL =	1580.00
Cored from		D.C.O.D. Top 6 1/4	Hrs. On Bottom 7.
Cored to		D.C.I.D. Top 2 7/8	Hrs. Off Bottom
Reamed from		Pipe Size 4 1/2	Trip Time
Reamed to		C.S.G. Set at 605	Serv. Time
Total Bit Footage	410	C.S.G. Size 10 3/4	Rep. Time
Bit Hrs.	49 3/4	Pipe in Hole Jts.	Diesel Fuel Meter Reading
Table R.P.M.	60	Pipe on Racks Jts.	Today
Depth 1530	Deviation 1 3/4°	Total Pipe on Lease Jts.	Yesterday
Depth 1560	Deviation 1 1/2°		Consumption Gals.
Depth	Deviation		
Depth	Deviation		

Time	Wt.	Vis.	Pump Stroke	Pump Pressure	Pit Gauge	Water Added	No. 1 Pump Size 7 1/4 x 15	No. 2 Pump Size 7 1/4 x 12
12	8.9	30	40	450		✓	Liner Size 6 3/4	Liner Size 5 1/2
1	8.9	30	40	450		✓	Water-Loss / Filter Cake	PH
2	8.9	30	40	450				
3	8.9	30	40	450				
4	8.9	30	40	450			Mud Added Sacks	
5	8.9	30	40	450				
6	8.9	30	40	450			Chemicals Added Lbs.	
7	8.9	30	40	450				

CREW
Driller L. RONS
Derrickman E. BECHAR
Cat Headman F. HORVATH
Rotary Helper B. SHERIDAN
Rotary Helper
Fireman S. WAGER
Leaseman

MATERIALS CHARGED TO OPERATOR
Core Bit Serial
Reaming Bit Serial
Core Cutters SF. HF. Core Catchers SF. HF.
Swab Cups Swab Rubbers

REMARKS	FROM	TO
DRILLING	12:00	12:15
SURVEY & CONN	12:15	12:45
DRILLING	12:45	4:45
SURVEY & CONN	4:45	5:15
DRILLING	5:15	8:00

Drilled From 1580 To 1639 Hole Made 59

Bit No.	6A	No. Stds. 19+5.	Length 1178.57
Serial No.	799019	No. D.C.'s 15	Length 432.60
Bit Size	8 3/4		Length
Bit Type	HSJ		Length
Dr. from	1170	Kelly in =	28.00
Dr. to	1639	TOTAL =	1639.37
Cored from		D.C.O.D. Top 6 1/4	Hrs. On Bottom 6 1/2
Cored to		D.C.I.D. Top 2 7/8	Hrs. Off Bottom 1 1/2
Reamed from		Pipe Size 4 1/2	Trip Time
Reamed to		C.S.G. Set at 605	Serv. Time
Total Bit Footage	469	C.S.G. Size 10 3/4	Rep. Time
Bit Hrs.	56 1/4	Pipe in Hole 39 Jts.	REMARKS:
Table R.P.M.	60	Pipe on Racks 139 Jts.	
Depth 1570	Deviation 1 1/4°	Total Pipe on Lease 150 Jts.	
Depth 1620	Deviation 1 1/2°		
Depth	Deviation		
Depth	Deviation		

Time	Wt.	Vis.	Pump Stroke	Pump Pressure	Pit Gauge	Water Added	No. 1 Pump Size C-250	No. 2 Pump Size C-150
8	8.9	30	40	450		✓	Liner Size 6 3/4 x 15	Liner Size 5 1/2 x 12
9	8.9	30	40	450		✓	Water-Loss / Filter Cake	PH
10	8.9	32	40	450		✓		
11	8.9	32	42	500		✓		
12	8.9	33	42	500		✓	Mud Added Sacks	
1	9.0	33	42	500		✓		
2	9.0	32	60	500		✓	Chemicals Added Lbs.	
3	9.1	32	60	500		✓		

CREW
Driller E. GAUNT
Derrickman J. TUREK
Cat Headman V. HAYES
Rotary Helper S. STACHNIK
Rotary Helper J. MOOLJEESHY
Fireman S. SHYMANSKY
Leaseman D. BROWNLEE, JR

MATERIALS CHARGED TO OPERATOR
Core Bit Serial
Reaming Bit Serial
Core Cutters SF. HF. Core Catchers SF. HF.
Swab Cups Swab Rubbers

REMARKS		FROM	TO
DRILLING	1 1/4	8:00	9:15
SURVEY & CONN.	1/2	9:15	9:45
SERVICE RIG CLOSE B.O.P. & MOTOR SHUT OFF.	1/4	9:45	10:00
DRILLING	3	10:00	1:00
RUN SURVEY (CLEAN SUCTION TANK).	3/4	1:00	1:45
DRILLING	2 1/4	1:45	4:00

Drilled From 1639 To 1663 Hole Made 24'

Bit No.	6A	7	No. Stds. 20 Length 1268.94
Serial No.	799019	799015	No. D.C.'s 15 Length 432.80
Bit Size	8 3/4	8 3/4	Length
Bit Type	HS-J	HS-J	Length
Dr. from	1170	1650	Kelly in = 21.26
Dr. to	1650	1663	TOTAL = 1663.00
Cored from			D.C.O.D. Top 6 3/4 Hrs. On Bottom 3 1/4
Cored to			D.C.I.D. Top 2 7/8 Hrs. Off Bottom 4 3/4
Reamed from			Pipe Size 4 1/2 Trip Time 2 1/4
Reamed to			C.S.G. Set at 605 Serv. Time 1/4
Total Bit Footage	480	13'	C.S.G. Size 10 3/4 Rep. Time 1/2
Bit Hrs.	57 3/4	13 1/4	Pipe in Hole 40 Jts. REMARKS:
Table R.P.M.	60	60	Pipe on Racks 110 Jts.
Depth 1650	Deviation 1 3/4°		Total Pipe on Lease 150 Jts.
Depth	Deviation		
Depth	Deviation		
Depth	Deviation		

Time	Wt.	Vis.	Pump Stroke	Pump Pressure	Pit Gauge	Water Added	No. 1 Pump Size 7 1/4 x 15	No. 2 Pump Size 7 1/4 x 12
4	8.9	29	62	500	C-150		Liner Size 6 3/4	Liner Size 5 1/2
5	8.9	29	62	500	"		Water-Loss / Filter Cake	PH
6								
7								
8								
9							Mud Added Sacks	
10	8.9	29	62	400	C-150	✓	Chemicals Added Lbs.	
11	8.9	29	62	400	"			

CREW
Driller D. L. ANDERSON
Derrickman G. WIESBRECHT
Cat Headman H. POLLOM
Rotary Helper S. ANTKOW
Rotary Helper
Fireman J. KOWALSKI
Leaseman

MATERIALS CHARGED TO OPERATOR
Core Bit Serial
Reaming Bit Serial
Core Cutters SF. HF. Core Catchers SF. HF.
Swab Cups Swab Rubbers

REMARKS		FROM	TO
DRILLING	(1 1/2)	4:00	5:30
SURVEY	(1/2)	5:30	5:45
SER RIG, WORK ON DRWKS.	(3/4)	5:45	6:30
HOIST FOR BIT	(1 1/4)	6:30	7:45
SLIP & CUT LINE	(3/4)	7:45	8:30
RUN IN W/ BIT	(1)	8:30	9:30
CLEAN 140' TO BOTTOM	(3/4)	9:30	10:15
DRILLING	(1 3/4)	10:15	12:00

GUTHRIE McLAREN DRILLING LTD.

Company Representative: H. Fogarty

Tool Pusher: C. Lambourne

Well No. Hudson Bay Amerada Camsell

Date FEB 25 - 1966

Lsd. A Sec. 37 Twp. 61°-50' Rge. 122°-30' W.

Drilled From 1335 To 1406 Hole Made 71

Bit No.	6A	No. Stds.	15 + 1
Serial No.	799019	Length	935.87
Bit Size	8 3/4	No. D.C.'s	15
Bit Type	H8J	Length	432.80
Dr. from	1170	Length	
Dr. to	1406	Kelly in —	37.33
Cored from		TOTAL =	1406.00
Cored to		D.C.O.D. Top	6 1/4
Reamed from		D.C.I.D. Top	2 7/8
Reamed to		Hrs. On Bottom	7 1/2
Total Bit Footage	231	Hrs. Off Bottom	
Bit Hrs.	28 1/2	Pipe Size	4 1/2
Table R.P.M.	56	Trip Time	
Depth 1347	Deviation 2°	C.S.G. Set at	605
Depth 1378	Deviation 2°	Serv. Time	
Depth	Deviation	C.S.G. Size	10 3/4
Depth	Deviation	Rep. Time	
		Pipe in Hole	31 Jts.
		Pipe on Racks	119 Jts.
		Total Pipe on Lease	150 Jts.
		Diesel Fuel Meter Reading	
		Today	
		Yesterday	
		Consumption	Cals.

Time	Wt.	Vis.	Pump Stroke	Pump Pressure	Pit Gauge	Water Added
12	8.6		40	450		
1	8.6		40	450		
2	8.6		40	450		
3	8.5		40	450		
4	8.5		40	450		
5	8.5		40	450		
6	8.5		40	450		
7	8.5		40	450		

No. 1 Pump Size 7 1/4" X 15" — Liner Size 6 3/4"
No. 2 Pump Size 7 1/4" X 12" — Liner Size 5 1/2"
Water Loss | Filter Cake | PH
Mud Added Sacks
Chemicals Added Lbs.

CREW		MATERIALS CHARGED TO OPERATOR	
Driller	L. KONS	Core Bit	Serial
Derrickman	F. BOCHAR	Reaming Bit	Serial
Cat Headman	E. HORVATH	Core Cutters SF. HF.	Core Catchers SF. HF.
Rotary Helper	B. SHERIDAN	Swab Cups	Swab Rubbers
Rotary Helper			
Fireman	S. WARER		
Leaseman			

REMARKS	FROM	TO
DRILLING	12:00	1:45
SURVEY	1:15	1:30
DRILLING	1:30	4:15
SURVEY	4:15	4:30
DRILLING	4:30	8:00

Drilled From 1406 To 1468 Hole Made 62

Bit No.	6A	No. Stds.	17
Serial No.	799019	Length	1026.82
Bit Size	8 3/4	No. D.C.'s	15
Bit Type	H8J	Length	432.80
Dr. from	1170	Length	
Dr. to	1468	Kelly in =	9.00
Cored from		TOTAL =	1468.62
Cored to		D.C.O.D. Top	6 1/4
Reamed from		D.C.I.D. Top	2 7/8
Reamed to		Hrs. On Bottom	6 3/4
Total Bit Footage	298	Hrs. Off Bottom	1 1/4
Bit Hrs.	35 1/4	Pipe Size	4 1/2
Table R.P.M.	60	Trip Time	
Depth 1408	Deviation 2 1/2	C.S.G. Set at	605
Depth 1436	Deviation 2 1/2	Serv. Time	
Depth 1468	Deviation 1 3/4	C.S.G. Size	10 3/4
Depth	Deviation	Rep. Time	
		Pipe in Hole	34 Jts.
		Pipe on Racks	116 Jts.
		Total Pipe on Lease	150 Jts.

REMARKS:

Time	Wt.	Vis.	Pump Stroke	Pump Pressure	Pit Gauge	Water Added
8	8.5		42	500		✓
9	8.5		40	500	1	✓
10	8.5		42	500	3	✓
11	8.6		42	500	2	✓
12	8.6		42	500	0	✓
1	8.5		42	500		✓
2	8.5		60	500	2	✓
3	8.5		60	500	3	✓

No. 1 Pump Size C-250 — Liner Size 6 3/4 x 15
No. 2 Pump Size C-150 — Liner Size 5 1/2 x 12
Water Loss | Filter Cake | PH
Mud Added Sacks
Chemicals Added Lbs.

CREW		MATERIALS CHARGED TO OPERATOR	
Driller	E. GAUNT	Core Bit	Serial
Derrickman	J. ZUREK	Reaming Bit	Serial
Cat Headman	V. HAYES	Core Cutters SF. HF.	Core Catchers SF. HF.
Rotary Helper	S. STACHNIK	Swab Cups	Swab Rubbers
Rotary Helper	J. MOOLJALSKY		
Fireman	S. SHYMANSKY		
Leaseman	D. BROWNLEE		

REMARKS		FROM	TO
RUN SURVEY	1/4	4:00	4:15
SERVICE RIG & CLOSE B.O.P. & MOTOR SHUT OFF	1 1/2	4:15	8:30
DRILLING	3 1/2	8:30	12:00
RUN SURVEY LINE CAME OFF SHEAVE	1/2	12:00	12:30
DRILLING (CHANGE OIL - FUEL OIL FILTER Thawed)	3 1/4	12:30	3:45
SURVEY		3:45	4:00

Drilled From 1468 To 1527 Hole Made 59'

Bit No.	6A	No. Stds.	17-S
Serial No.	799019	Length	1058.34
Bit Size	8 3/4	No. D.C.'s	15
Bit Type	H8J	Length	432.80
Dr. from	1170	Length	
Dr. to	1527	Kelly in =	35.86
Cored from		TOTAL =	1527.00
Cored to		D.C.O.D. Top	6 1/4
Reamed from		D.C.I.D. Top	2 7/8
Reamed to		Hrs. On Bottom	7 1/2
Total Bit Footage	357	Hrs. Off Bottom	1/2
Bit Hrs.	42 3/4	Pipe Size	4 1/2
Table R.P.M.	60	Trip Time	
Depth 1499	Deviation 1 1/4	C.S.G. Set at	605
Depth	Deviation	Serv. Time	1/4
Depth	Deviation	C.S.G. Size	10 3/4
Depth	Deviation	Rep. Time	
		Pipe in Hole	35 Jts.
		Pipe on Racks	115 Jts.
		Total Pipe on Lease	150 Jts.

REMARKS:

Time	Wt.	Vis.	Pump Stroke	Pump Pressure	Pit Gauge	Water Added
4	8.4	29	60	450	1.50	✓
5	8.4	29	60	450		✓
6	8.4	29	60	450		
7	8.7	29	60	450		
8	8.7	29	40	400	C-250	
9	8.7	29	46	400		
10	8.7	29	46	400		
11	8.7	29	46	400		

No. 1 Pump Size 7 1/4 x 15" — Liner Size 6 3/4"
No. 2 Pump Size 7 1/4 x 12" — Liner Size 5 1/2"
Water Loss | Filter Cake | PH
Mud Added Sacks
Chemicals Added Lbs.

CREW		MATERIALS CHARGED TO OPERATOR	
Driller	D.L. ANDERSON	Core Bit	Serial
Derrickman	G. GIESBRECHT	Reaming Bit	Serial
Cat Headman	F. DOLLEN	Core Cutters SF. HF.	Core Catchers SF. HF.
Rotary Helper	S. ANTIKOW	Swab Cups	Swab Rubbers
Rotary Helper			
Fireman	J. KOWALSKI		
Leaseman			

REMARKS		FROM	TO
SER RIG	(1/4)	4:00	4:15
DRILLING	(3 3/4)	4:15	8:00
RUN SURVEY	(1/4)	8:00	8:15
DRILLING	(3 3/4)	8:15	12:00

H. Fogarty
Company Representative

Tool Pusher

GUTHRIE McLAREN DRILLING LTD.

Date FEB 24 — 1966

Well No. HUDSON BAY AMERADA CAMSELL

Lsd. A Sec. 37 Twp. 61°-50' Rge. 122°-32' W.

Drilled From 1171 To 1227 Hole Made 56

Bit No.	6A		
Serial No.	799019		
Bit Size	8 3/4		
Bit Type	H8J		
Dr. from	1170		
Dr. to	1227		
Cored from			
Cored to			
Reamed from			
Reamed to			
Total Bit Footage	57		
Bit Hrs.	7 1/4		
Table R.P.M.	45		

No. Stds.	13	Length	786.03
No. D.C.'s	15	Length	432.80
		Length	
		Length	
Kelly in —			8.17
TOTAL =			1227.00
D.C.O.D. Top	6 1/4	Hrs. On Bottom	6 3/4
D.C.I.D. Top	2 7/8	Hrs. Off Bottom	
Pipe Size	4 1/2	Trip Time	
C.S.G. Set at	605	Serv. Time	
C.S.G. Size	10 3/4	Rep. Time	
Pipe in Hole		Jts.	
Pipe on Racks		Jts.	
Total Pipe on Lease		Jts.	

Diesel Fuel Meter Reading
Today
Yesterday
Consumption Gals.

Depth	1182	Deviation	2 1/4°
Depth	1197	Deviation	2°
Depth	1212	Deviation	2°
Depth	1227	Deviation	1 7/8°

Time	Wt.	Vis.	Pump Stroke	Pump Pressure	Pit Gauge	Water Added	No. 1 Pump Size 7 1/4" x 15"	No. 2 Pump Size 7 1/4" x 12"
12		TRIP					Liner Size 6 3/4"	Liner Size 5 1/2"
1	8.5		38	400		✓	Water-Loss	Filter Cake / PH
2	8.5		38	400				
3	8.5		38	400				
4	8.5		38	400				
5	8.5		38	400			Mud Added Sacks	
6	8.5		38	400		✓	Chemicals Added Lbs.	
7	8.4		36	375		✓		

CREW
Driller L. KONS
Derrickman F. BOCHAR
Cat Headman F. HORVATH
Rotary Helper B. SHERIDAN
Rotary Helper
Fireman S. WAKER
Leaseman

MATERIALS CHARGED TO OPERATOR
Core Bit — Serial
Reaming Bit — Serial
Core Cutters SF. HF. — Core Catchers SF. HF.
Swab Cups — Swab Rubbers

REMARKS

	FROM	TO
DRILLING 1	12:00	1:00
SURVEY 1/4	1:00	1:15
DRILLING 1 3/4	1:15	3:00
SURVEY 1/4	3:00	3:15
DRILLING 2	3:15	5:15
SURVEY 1/4	5:15	5:30
DRILLING 2	5:30	7:30
SURVEY 1/2	7:30	8:00

Drilled From 1227 To 1279 Hole Made 52

Bit No.	6A		
Serial No.	799019		
Bit Size	8 3/4		
Bit Type	H8J		
Dr. from	1170		
Dr. to	1279		
Cored from			
Cored to			
Reamed from			
Reamed to			
Total Bit Footage	109		
Bit Hrs.	14		
Table R.P.M.	45		

No. Stds.	13+5	Length	815.40
No. D.C.'s	15	Length	432.80
		Length	
		Length	
Kelly in =			
TOTAL =			
D.C.O.D. Top	6 1/4	Hrs. On Bottom	6 3/4
D.C.I.D. Top	2 7/8	Hrs. Off Bottom	1 1/4
Pipe Size	4 1/2	Trip Time	
C.S.G. Set at	605	Serv. Time	
C.S.G. Size	10 3/4	Rep. Time	
Pipe in Hole	27	Jts.	
Pipe on Racks	123	Jts.	
Total Pipe on Lease	150	Jts.	

REMARKS:

Depth	1258	Deviation	2 1/8°
Depth		Deviation	
Depth		Deviation	
Depth		Deviation	

Time	Wt.	Vis.	Pump Stroke	Pump Pressure	Pit Gauge	Water Added	No. 1 Pump Size C 250	No. 2 Pump Size C 150
8	8.5		450			✓	Liner Size 6 3/4	Liner Size 5 1/2
9	8.5		40	450		✓	Water-Loss	Filter Cake / PH
10	8.5		40	450	0	✓		
11	8.5		40	450	0	✓		
12	8.5		40	450	7	✓		
1	8.5		40	450	6	✓	Mud Added Sacks	
2	8.5		40	450		✓	Chemicals Added Lbs.	
3	8.5		40	450		✓		

CREW
Driller E. GAUNT
Derrickman J. ZUARA
Cat Headman J. HAYES
Rotary Helper S. STOCHNIK
Rotary Helper J. MOCHRZELSKY
Fireman S. SHYMANSKY
Leaseman D. BROWNHILL

MATERIALS CHARGED TO OPERATOR
Core Bit — Serial
Reaming Bit — Serial
Core Cutters SF. HF. — Core Catchers SF. HF.
Swab Cups — Swab Rubbers

REMARKS

	FROM	TO
SERVICE RIG & CHECK MOTOR SHUT OFF 1/4	8.00	8.15
CHECK B.O.P. WORK ON LINE TO HYDRAIL 3/4	8.15	9.00
DRILLING 4 1/4	9.00	1.15
RUN SURVEY ON BOTTOM 1/4	1.15	1.30
DRILLING 2 1/2	1.30	4.00

Drilled From 1279 To 1335 Hole Made 56'

Bit No.	6A		
Serial No.	799019		
Bit Size	8 3/4		
Bit Type	H8J		
Dr. from	1170		
Dr. to	1335		
Cored from			
Cored to			
Reamed from			
Reamed to			
Total Bit Footage	165		
Bit Hrs.	21		
Table R.P.M.	55		

No. Stds.	14-5	Length	875.68
No. D.C.'s	15	Length	432.80
		Length	
		Length	
Kelly in =			26.52
TOTAL =			1335.00
D.C.O.D. Top	6 1/4	Hrs. On Bottom	7
D.C.I.D. Top	2 7/8	Hrs. Off Bottom	1
Pipe Size	4 1/2	Trip Time	
C.S.G. Set at	605	Serv. Time	
C.S.G. Size	10 3/4	Rep. Time	
Pipe in Hole	29	Jts.	
Pipe on Racks	121	Jts.	
Total Pipe on Lease	150	Jts.	

REMARKS:

Depth	1287	Deviation	1 3/4°
Depth	1318	Deviation	1 3/4°
Depth		Deviation	
Depth		Deviation	

Time	Wt.	Vis.	Pump Stroke	Pump Pressure	Pit Gauge	Water Added	No. 1 Pump Size 7 1/4" x 15"	No. 2 Pump 7 1/4" x 12"
4	8.6	29	40	450		✓	Liner Size 6 3/4"	Liner Size 5 1/2
5	8.6	29	40	450		✓	Water-Loss	Filter Cake / PH
6	8.6	29	40	450		✓		
7	8.6	29	40	450		✓		
8	8.6	29	40	450		✓		
9	8.6	29	40	450		✓	Mud Added Sacks	
10	8.6	29	40	450		✓	Chemicals Added Lbs.	
11	8.6	29	40	450		✓		

CREW
Driller D.L. ANDERSON
Derrickman J. GIESBRECHT
Cat Headman A. POLLUM
Rotary Helper S. ANTKOW
Rotary Helper
Fireman J. KOWALSKI
Leaseman

MATERIALS CHARGED TO OPERATOR
Core Bit — Serial
Reaming Bit — Serial
Core Cutters SF. HF. — Core Catchers SF. HF.
Swab Cups — Swab Rubbers

REMARKS

	FROM	TO
DRILLING (1)	4:00	5:00
RUN SURVEY (1/2)	5:00	5:30
DRILLING (4 1/2)	5:30	9:45
RUN SURVEY (1/2)	9:45	10:15
DRILLING (1 3/4)	10:15	12:00

GUTHRIE McLAREN DRILLING LTD.

Company Representative: H. Fogarty

Tool Pusher: [illegible]

Date: FEB 23-1966

Well No. HUDSON BAY AMERADA CAMSELL

Lsd. A-36 Sec. 37 Twp. W-50 Rge. 122°30' W.

Drilled From 1101 To 1124 Hole Made 23

Bit No.	4	5
Serial No.	799019	29-65
Bit Size	8 3/4	6 1/8
Bit Type	HS-T	◊
Dr. from	1091	
Dr. to	1104	
Cored from		1104
Cored to		1124
Reamed from		
Reamed to		
Total Bit Footage	13	20
Bit Hrs.	6 1/2	2 1/2
Table R.P.M.	30	60

No. Stds.	10	Length	603.47
No. D.C.'s	14	Length	467.68
CORE BBL + SUBS		Length	73.03
C.O. SUB		Length	1.98
Kelly in =			37.84
TOTAL =			1124.00
D.C.O.D. Top	6 1/4	Hrs. On Bottom	3 1/4
D.C.I.D. Top	2 7/8	Hrs. Off Bottom	
Pipe Size	4 1/2	Trip Time	
C.S.G. Set at	605	Serv. Time	
C.S.G. Size	10 3/4	Rep. Time	
Pipe in Hole	Jts.	Diesel Fuel Meter Reading	
Pipe on Racks	Jts.	Today	
Total Pipe on Lease	Jts.	Yesterday	
		Consumption	Gals.

Depth / Deviation

Depth / Deviation

Depth / Deviation

Depth / Deviation

No. 1 Pump Size 7 1/4" X 15" — Liner Size 6 3/4"

No. 2 Pump Size 7 1/4" X 12" — Liner Size 5 1/2"

Time	Wt.	Vis.	Pump Stroke	Pump Pressure	Pit Gauge	Water Added
12	8.7		38	425		✓
1						
2		TRIP				
3						
4						
5	8.7					✓
6	8.7		30	250		✓
7	8.7		30	250		

Water-Loss / Filter Cake / PH

Mud Added Sacks

Chemicals Added Lbs.

CREW

Driller: L. KONS
Derrickman: F. BOCHAR
Cat Headman: F. HORVATH
Rotary Helper: B. SHERIDAN
Rotary Helper:
Fireman: S. WAGER
Leaseman:

MATERIALS CHARGED TO OPERATOR

Core Bit — Serial
Reaming Bit — Serial
Core Cutters SF. HF. — Core Catchers SF. HF.
Swab Cups — Swab Rubbers

REMARKS

		FROM	TO
DRILLING	3/4	12:00	12:45
RUN SURVEY	1/4	12:45	1:00
CIRC HOLE TO RUN DIACORE BBL	1/4	1:00	1:15
PULLED OUT TO RUN CORE BBL	1 1/4	1:15	2:30
MAKING UP CORE BBL	1 3/4	2:30	4:15
RUN IN HOLE	1	4:15	5:15
CIRC	1/4	5:15	5:30
CORING	2 1/2	5:30	8:00

Drilled From 1124 To 1147 Hole Made 23

Bit No.	6	
Serial No.	E855 44	
Bit Size	8 3/4	
Bit Type	YHG	
Dr. from	1124	
Dr. to	1147	
Cored from		
Cored to		
Reamed from	1104 to 1124	
Reamed to	1124	
Total Bit Footage	23'	
Bit Hrs.	3 1/2	
Table R.P.M.	100	

No. Stds.	11 + S	Length	694.86
No. D.C.'s	15	Length	432.80
		Length	
		Length	
Kelly in =			20.
TOTAL =			1147.66
D.C.O.D. Top	6 1/4	Hrs. On Bottom	3 1/2
D.C.I.D. Top	2 7/8	Hrs. Off Bottom	4 1/2
Pipe Size	4 1/2	Trip Time	
C.S.G. Set at	605	Serv. Time	
C.S.G. Size	10 3/4	Rep. Time	
Pipe in Hole	23 Jts.	REMARKS:	
Pipe on Racks	152 Jts.		
Total Pipe on Lease	150 Jts.		

Depth 1128 Deviation 2 1/2

Depth / Deviation

Depth / Deviation

Depth / Deviation

No. 1 Pump Size C-250 — Liner Size 6 3/4 x 15

No. 2 Pump Size C-150 — Liner Size 5 1/2 x 12

Time	Wt.	Vis.	Pump Stroke	Pump Pressure	Pit Gauge	Water Added
8	8.7		54	300		✓
9						
10						
11	8.7		54	300	N	✓
12	8.7		54	300	O	✓
1	8.7		54	300	T	✓
2	8.7		54	300	E	✓
3	8.6		54	300		✓

Water-Loss / Filter Cake / PH

Mud Added Sacks

Chemicals Added Lbs.

CREW

Driller: E. GAUNT
Derrickman: J. ZUREK
Cat Headman: U. HAYES
Rotary Helper: S. STACKNIK
Rotary Helper: T. MOOLKTELSKY
Fireman: S. SHUMANSKY
Leaseman: O. BROWNLEE

MATERIALS CHARGED TO OPERATOR

Core Bit — Serial
Reaming Bit — Serial
Core Cutters SF. HF. — Core Catchers SF. HF.
Swab Cups — Swab Rubbers

REMARKS

		FROM	TO
HOIST CORE BBL.	3/4	8:00	8:45
HANDLE CORE BBL. & CORE. & CLOSE B.O.P.s.	1 1/4	8:45	10:00
RUN IN W/ BIT	3/4	10:00	10:45
REAMING	1 1/2	10:45	12:15
DRILLING	1/2	12:15	12:45
SURVEY ON BOTTOM & CLEAN MUD TANKS.	1/4	12:45	1:00
DRILLING W/ 4-5000 ON BIT.	3	1:00	4:00

Drilled From 1147 To 1171 Hole Made 24'

Bit No.	6	RERUN	
Serial No.	E855 44	799019	
Bit Size	8 3/4	8 3/4	
Bit Type	YHG	HRJ	
Dr. from	1124	1170	
Dr. to	1170	1171	
Cored from			
Cored to			
Reamed from			
Reamed to			
Total Bit Footage	46'	1	
Bit Hrs.	8 3/4	1/2	
Table R.P.M.	100	45	

No. Stds.	12	Length	725.36
No. D.C.'s	15	Length	432.80
		Length	
		Length	
Kelly in =			1.84
TOTAL =			1171.00
D.C.O.D. Top	6 1/4	Hrs. On Bottom	5 3/4
D.C.I.D. Top	2 7/8	Hrs. Off Bottom	2 1/4
Pipe Size	4 1/2	Trip Time	1 3/4
C.S.G. Set at	605	Serv. Time	
C.S.G. Size	10 3/4	SURVEY Rep. Time	1/2
Pipe in Hole	24 Jts.	REMARKS:	
Pipe on Racks	126 Jts.		
Total Pipe on Lease	150 Jts.		

Depth 1158 Deviation 2 1/2

Depth 1166 Deviation 2 3/4

Depth / Deviation

Depth / Deviation

No. 1 Pump Size 7 1/4" x 15" — Liner Size 6 3/4"

No. 2 Pump Size 7 1/4" x 12" — Liner Size 5 1/2"

Time	Wt.	Vis.	Pump Stroke	Pump Pressure	Pit Gauge	Water Added
4	8.6	29	52	350		✓
5	8.6	29	52	350		✓
6	8.6	29	52	350		✓
7	8.6	29	52	350		✓
8	8.6	29	52	350		✓
9	8.6	29	52	350		✓
10		TRIP				
11						

Water-Loss / Filter Cake / PH

Mud Added Sacks

Chemicals Added Lbs.

CREW

Driller: D.L. ANDERSON
Derrickman: G. WESBRECHT
Cat Headman: A. POLLOM
Rotary Helper: S. ANTKOW
Rotary Helper:
Fireman: J. KOWALSKI
Leaseman:

MATERIALS CHARGED TO OPERATOR

Core Bit — Serial
Reaming Bit — Serial
Core Cutters SF. HF. — Core Catchers SF. HF.
Swab Cups — Swab Rubbers

REMARKS

		FROM	TO
DRILLING	(3)	4:00	6:00
RUN SURVEY	(1/4)	6:00	6:15
DRILLING	(1 1/2)	6:15	7:45
RUN SURVEY	(1/4)	7:45	8:00
DRILLING	(1 3/4)	8:00	9:45
TRIP FOR BIT	(1 3/4)	9:45	11:30
DRILLING	(1/2)	11:30	12:00

GUTHRIE McLAREN DRILLING LTD.

Company Representative: A. Fogarty
Tool Pusher: A. Fogarty / [illegible]

Date: FEB 22 - 1966

Well No. Hudson Bay Amerada Amsell 61°50'
Lsd. A Sec. 37 Twp. Rge 22 W.

Drilled From 1077 To 13 Hole Made 1090

Bit No.	2	No. Stds. 10	Length 603.98
Serial No.	18068	No. D.C.'s 16	Length 460.25
Bit Size	8 3/4	GRANT STAB.	Length 5.61
Bit Type	K2P		Length
Dr. from	1056	Kelly in —	20.16
Dr. to	1090	TOTAL =	1090.00
Cored from		D.C.O.D. Top 6 1/4	Hrs. On Bottom 7 1/4
Cored to		D.C.I.D. Top 2 7/8	Hrs. Off Bottom
Reamed from		Pipe Size 4 1/2	Trip Time
Reamed to		C.S.G. Set at 605	Serv. Time
Total Bit Footage	34	C.S.G. Size 10 3/4	Rep. Time
Bit Hrs.	13 1/4	Pipe in Hole Jts.	Diesel Fuel Meter Reading
Table R.P.M.	200	Pipe on Racks Jts.	Today
Depth 1078	Deviation 2 1/3°	Total Pipe on Lease Jts.	Yesterday
Depth	Deviation		Consumption Gals.
Depth	Deviation		
Depth	Deviation		

Time	Wt.	Vis.	Pump Stroke	Pump Pressure	Pit Gauge	Water Added	No. 1 Pump Size 7 1/4 x 15	No. 2 Pump Size 7 1/4 x 12
12							Liner Size 6 3/4	Liner Size 5 1/2
1							Water-Loss	Filter Cake / PH
2	8.7		54	375		✓		
3	8.7		54	375				
4	8.8		54	375		✓		
5	8.7		54	375		✓	Mud Added Sacks	
6							Chemicals Added Lbs.	
7	8.7		54	375				

CREW		MATERIALS CHARGED TO OPERATOR	
Driller	L. KONS	Core Bit	Serial
Derrickman	E. BOCHAR	Reaming Bit	Serial
Cat Headman	F. HORVATH	Core Cutters SF. HF.	Core Catchers SF. HF.
Rotary Helper	B. SHERIDAN	Swab Cups	Swab Rubbers
Rotary Helper			
Fireman	S. WAGER		
Leaseman			

REMARKS	FROM	TO
TIGHT HOLE ON CONN	12:00	12:15
RUN SURVEY (RUN TWO)	12:15	12:45
DRILLING (CONTROLLED DUE TO DEVIATION)	12:45	8:00

Drilled From 1090 To 1091 Hole Made 1'

Bit No.	2	3	
Serial No.	18068	882794	
Bit Size	8 3/4	8 3/4	
Bit Type	K2P	M4LG	
Dr. from	1056	1090	
Dr. to	1090	1091	
Cored from			
Cored to			
Reamed from			
Reamed to			
Total Bit Footage	34	1	
Bit Hrs.	14 1/4	2	
Table R.P.M.	175	175	
Depth 1091	Deviation 2°		
Depth	Deviation		
Depth	Deviation		
Depth	Deviation		

No. Stds. 13	Length 786.03		
No. D.C.'s	Length 287.08		
STAB.	Length 5.61		
	Length		
Kelly in =	3.20		
TOTAL =	1091.72		
D.C.O.D. Top 6 1/4	Hrs. On Bottom 3		
D.C.I.D. Top 2 7/8	Hrs. Off Bottom 5		
Pipe Size 4 1/2	Trip Time		
C.S.G. Set at 605	Serv. Time		
C.S.G. Size 10 3/4	Rep. Time		
Pipe in Hole 26 Jts.	REMARKS:		
Pipe on Racks 149 Jts.			
Total Pipe on Lease 150 Jts.			

Time	Wt.	Vis.	Pump Stroke	Pump Pressure	Pit Gauge	Water Added	No. 1 Pump Size 6 250	No. 2 Pump Size 6 150
8	8.6		54	375			Liner Size 6 3/4 x 15	Liner Size 5 1/2 x 12
9							Water-Loss	Filter Cake / PH
10								
11								
12								
1							Mud Added Sacks	
2	8.6		54	375			Chemicals Added Lbs.	
3	8.6		54	375				

CREW		MATERIALS CHARGED TO OPERATOR	
Driller	E. GAUNT	Core Bit	Serial
Derrickman	J. LUREK	Reaming Bit	Serial
Cat Headman	V. HAYES	Core Cutters SF. HF.	Core Catchers SF. HF.
Rotary Helper	S. STECKNIK	Swab Cups	Swab Rubbers
Rotary Helper	T. MOOLJESKY		
Fireman	S. SHYMANSKY		
Leaseman	D. BROWNLEE		

REMARKS		FROM	TO
DRILLING	1/4	8:00	8:15
SERVICE RIG CLOSE B.O.P.'S & CHECK		8:15	
MOTOR SHUT OFF.			8:45
WORK ON TORQUE CONVERTOR		8:45	9:15
DRILLING W/ 6000 ON BIT.	3/4	9:15	10:00
CHANGE REGULATOR ON AIR LINE	1/2	10:00	10:30
PROD SURVEY	1/4	10:30	10:45
HOIST BIT	1 1/4	10:45	12:00
RUN IN HOLE STOOD BACK 6 COLLARS.	1 1/4	12:00	1:15
DRILLING (STABILIZER 90' FT ABOVE BIT. 2		1:15	3:15
HOIST BIT	3/4	3:15	4:00

Drilled From 1091 To 1101 Hole Made 10'

Bit No.	4	No. Stds. 10-S	Length 634.44
Serial No.	799619	No. D.C.'s 15	Length 432.80
Bit Size	8 3/4		Length
Bit Type	H8-J		Length
Dr. from	1091	Kelly in =	33.76
Dr. to	1101	TOTAL =	1100.00
Cored from		D.C.O.D. Top 6 1/4	Hrs. On Bottom 5 3/4
Cored to		D.C.I.D. Top 2 7/8	Hrs. Off Bottom 2 1/4
Reamed from		Pipe Size 4 1/2	Trip Time 1 1/4
Reamed to		C.S.G. Set at 605	Serv. Time 1/4
Total Bit Footage	10	C.S.G. Size 10 3/4	Rep. Time
Bit Hrs.	5 3/4	Pipe in Hole 21 Jts.	REMARKS:
Table R.P.M.	30	Pipe on Racks 129 Jts.	
Depth 1098	Deviation 2 1/4	Total Pipe on Lease 150 Jts.	
Depth	Deviation		
Depth	Deviation		
Depth	Deviation		

Time	Wt.	Vis.	Pump Stroke	Pump Pressure	Pit Gauge	Water Added	No. 1 Pump Size 7 1/4 x 15	No. 2 Pump Size 7 1/4 x 12
4							Liner Size 6 3/4	Liner Size 5 1/2
5							Water-Loss	Filter Cake / PH
6								
7	8.6	29	40	500		✓		
8	8.6	29	40	500		✓		
9	8.6	29	40	500		✓	Mud Added Sacks	
10	8.6	29	40	500		✓	Chemicals Added Lbs.	
11	8.6	29	40	500		✓		

CREW		MATERIALS CHARGED TO OPERATOR	
Driller	D. L. ANDERSON	Core Bit	Serial
Derrickman	G. GIESBRECHT	Reaming Bit	Serial
Cat Headman	A. DOLLUM	Core Cutters SF. HF.	Core Catchers SF. HF.
Rotary Helper	S. ANTKAW	Swab Cups	Swab Rubbers
Rotary Helper			
Fireman	J. KOWALSKI		
Leaseman			

REMARKS		FROM	TO
FINISH HOISTING	(1/4)	4:00	4:15
SER. RIG	(1/4)	4:15	4:30
RUN IN HOLE (RUN 5 MORE COLLARS	(1)	4:30	5:30
(LAID DOWN 10) WASHED PIN			
REAM 6' OF UNDERGAUGED HOLE TO BOTTOM		5:30	6:00
DRILLING	(4 1/2)	6:00	10:30
RUN SURVEY	(1/4)	10:30	10:45
DRILLING	(1 1/4)	10:45	12:00

GUTHRIE McLAREN DRILLING LTD.

Company Representative: A. Fogarty

Tool Pusher: [illegible]

Date: FEB 21-1966

Well No. HUDSON BAY AMERADA 61050 LAT 61°50' LONG 122° 30'

Lsd. A Sec. 37 Twp. 61°50' Rge. 122° 30'

Drilled From 754 To 966 Hole Made 212

Bit No.	1	No. Stds.	10+1/5 Length 634.44
Serial No.	15632	No. D.C.'s	10 Length 287.08
Bit Size	8 3/4	GRANT STABILIZER	Length 5.61
Bit Type	DT26		Length
Dr. from	605	Kelly in =	38.87
Dr. to	966	TOTAL =	966.00
Cored from		D.C.O.D. Top 6 1/4	Hrs. On Bottom 7 1/4
Cored to		D.C.I.D. Top 2 7/8	Hrs. Off Bottom 3/4
Reamed from		Pipe Size 4 1/2	Trip Time
Reamed to		C.S.G. Set at 605	Serv. Time
Total Bit Footage	361	C.S.G. Size 10 3/4	Rep. Time
Bit Hrs.	10 3/4 10 1/2	Pipe in Hole 21 Jts.	Diesel Fuel Meter Reading
Table R.P.M.	170	Pipe on Racks 129 Jts.	Today
		Total Pipe on Lease 150 Jts.	Yesterday
			Consumption Gals.

Depth 784 Deviation 1 1/2°
Depth 905 Deviation 1°
Depth Deviation
Depth Deviation

Time	Wt.	Vis.	Pump Stroke	Pump Pressure	Pit Gauge	Water Added
12	8.4			250		✓
1	8.5			250		✓
2	8.5			250		✓
3	8.5			250		✓
4	8.7			250		✓
5	8.7			250		✓
6	8.7			250		✓
7	8.8			250		✓

No. 1 Pump Size 7 1/2 x 15 — Liner Size 6 3/4
No. 2 Pump Size 7 1/4 x 12 — Liner Size 5 1/2

Water-Loss | Filter Cake | PH

Mud Added Sacks
Chemicals Added Lbs.

CREW
Driller L. KONS
Derrickman E. BOCHAR
Cat Headman F. HORVATH
Rotary Helper B. SHERIDAN
Rotary Helper
Fireman S. WAGER
Leaseman

MATERIALS CHARGED TO OPERATOR
Core Bit — Serial
Reaming Bit — Serial
Core Cutters SF. HF. — Core Catchers SF. HF.
Swab Cups — Swab Rubbers

REMARKS

	FROM	TO
SERVICED RIG	1/4 12:00	12:15
DRILLING	3/4 12:15	1:00
SURVEY	1/4 1:00	1:15
DRILLING	2 3/4 1:15	4:00
SURVEY	1/4 4:00	4:15
DRILLING	3 3/4 4:15	8:00

Drilled From 966 To 1056 Hole Made 90

Bit No.	1	No. Stds.	12+5 Length 755.68
Serial No.	15632	No. D.C.'s	10 Length 287.08
Bit Size	8 3/4	STAB.	Length 5.61
Bit Type	DT26		Length
Dr. from	605	Kelly in =	8
Dr. to	1056	TOTAL =	1056.37
Cored from		D.C.O.D. Top 6 3/4	Hrs. On Bottom 5 1/4
Cored to		D.C.I.D. Top 2 7/8	Hrs. Off Bottom 2 3/4
Reamed from		Pipe Size 4 1/2	Trip Time 1 1/4
Reamed to		C.S.G. Set at 605	Serv. Time
Total Bit Footage	451	C.S.G. Size 10 3/4	Rep. Time
Bit Hrs.	15 3/4	Pipe in Hole 25 Jts.	REMARKS:
Table R.P.M.	170	Pipe on Racks 125 Jts.	
		Total Pipe on Lease 150 Jts.	

Depth 990 Deviation 3/4
Depth 1030 Deviation 3/4
Depth 1056 Deviation 1 3/4
Depth Deviation

Time	Wt.	Vis.	Pump Stroke	Pump Pressure	Pit Gauge	Water Added
8	8.7		69	200		
9	8.7		70	250	CHANGE PUMPS	✓
10	8.7		70	250		✓
11	8.6		70	250		✓
12	8.7		70	250		✓
1	8.7		70	250		✓
2	8.6		70	250		✓
3	8.6		70	250		✓

No. 1 Pump Size C250 — Liner Size 6 3/4 x 15
No. 2 Pump Size C150 — Liner Size 5 1/2 x 12

Water-Loss | Filter Cake | PH

Mud Added Sacks
Chemicals Added Lbs.

CREW
Driller E. GAUNT
Derrickman J. ZUREK
Cat Headman G. HAYES
Rotary Helper S. STACKNIK
Rotary Helper J. MOOKTELSKY
Fireman S. SHYMANSKY
Leaseman D. BROWNLEE

MATERIALS CHARGED TO OPERATOR
Core Bit — Serial
Reaming Bit — Serial
Core Cutters SF. HF. — Core Catchers SF. HF.
Swab Cups — Swab Rubbers

REMARKS

	FROM	TO
SERVICE RIG CHECK B.O.P. & MOTOR SHUT OFF	1/4 8.00	8.15
DRILLING	3/4 8.15	9.00
RUN SURVEY	1/4 9.00	9.15
DRILLING	1/2 9.15	9.45
SURVEY	1/4 9.45	10.00
DRILLING	4 10.00	2.00
SURVEY	1/4 2.00	2.15
CLEAN MUD TANKS	1/2 2.15	2.45
HOIST FOR BIT. LAY DOWN 7 SINGLES PIPE TORQUED UP.	1 1/4 2.45	4.00

Drilled From 1056 To 1077 Hole Made 21'

Bit No.	2	No. Stds.	9 Length 573.45
Serial No.	19068	No. D.C.'s	16 Length 460.25
Bit Size	8 3/4	GRANT STABILIZER	Length 5.61
Bit Type	XDP		Length
Dr. from	1056	Kelly in =	37.69
Dr. to	1077	TOTAL =	1077.00
Cored from		D.C.O.D. Top 6 1/4	Hrs. On Bottom 6
Cored to		D.C.I.D. Top 2 7/8	Hrs. Off Bottom 2
Reamed from		Pipe Size 4 1/2	Trip Time 1 1/4
Reamed to		C.S.G. Set at 605	Serv. Time 1/4
Total Bit Footage	21'	C.S.G. Size 10 3/4	PICKED UP 6 COLLARS Rep. Time 3/4
Bit Hrs.	6	Pipe in Hole 18 Jts.	REMARKS:
Table R.P.M.	170	Pipe on Racks 132 Jts.	
		Total Pipe on Lease 156 Jts.	

Depth Deviation
Depth Deviation
Depth Deviation
Depth Deviation

Time	Wt.	Vis.	Pump Stroke	Pump Pressure	Pit Gauge	Water Added
4						
5						
6						
7						
8	8.5	28	52	300		✓
9	8.5	29	52	300		✓
10	8.6	28	52	300		✓
11	8.6	28	52	300		✓

No. 1 Pump Size 7 1/2 x 15 — Liner Size 6 3/4
No. 2 Pump Size 7 1/4 x 12 — Liner Size 5 1/2

Water-Loss | Filter Cake | PH

Mud Added Sacks
Chemicals Added Lbs.

CREW
Driller D. L. ANDERSON
Derrickman L. GIESBRECHT
Cat Headman A. PELLUM
Rotary Helper S. AUTKEN
Rotary Helper
Fireman J. KOWALSKI
Leaseman

MATERIALS CHARGED TO OPERATOR
Core Bit — Serial
Reaming Bit — Serial
Core Cutters SF. HF. — Core Catchers SF. HF.
Swab Cups — Swab Rubbers

REMARKS

		FROM	TO
FINISH HOISTING	(1/2)	4:00	4:30
SER. RIG	(1/4)	4:30	4:45
PICK UP 6 D. COLLARS	(3/4)	4:45	5:15
R.H. IN W/ BIT	(3/4)	5:15	6:00
DRILLING (CANCELLED DUE TO DEVIATION DRILLERS)	(6)	6:00	12:00

GUTHRIE McLAREN DRILLING LTD.

Company Representative: H. Fogarty
Tool Pusher: A. Lindenberg

Date FEB 20-1966

Well No. HUDSON BAY AMERADA CAMPBELL
Lsd. A Sec. 37 Twp. LAT. 110°41' Rge. LONG 122° W. 30'

Drilled From 605 To ____ Hole Made ____

Bit No.	
Serial No.	
Bit Size	
Bit Type	
Dr. from	
Dr. to	
Cored from	
Cored to	
Reamed from	
Reamed to	
Total Bit Footage	
Bit Hrs.	
Table R.P.M.	

No. Stds. Length
No. D.C.'s Length
Length
Length
Kelly in
TOTAL
D.C.O.D. Top 6 1/4 Hrs. On Bottom
D.C.I.D. Top 2 7/8 Hrs. Off Bottom
Pipe Size 4 1/2 Trip Time
C.S.G. Set at 605 Serv. Time
C.S.G. Size 10 3/4 Rep. Time

Pipe in Hole Jts.
Pipe on Racks Jts.
Total Pipe on Lease Jts.

Diesel Fuel Meter Reading
Today
Yesterday
Consumption Gals.

Depth Deviation
Depth Deviation
Depth Deviation
Depth Deviation

Time	Wt.	Vis.	Pump Stroke	Pump Pressure	Pit Gauge	Water Added
12						
1						
2						
3						
4						
5						
6						
7						

No. 1 Pump Size 7 1/4 x 15 Liner Size 6 3/4
No. 2 Pump Size 7 1/4 x 12 Liner Size 5 1/2

Water-Loss | Filter Cake | PH

Mud Added Sacks
Chemicals Added Lbs.

CREW
Driller L. KONS 13 hrs
Derrickman E. BOCHAR 13 hrs
Cat Headman F. HORVATH 13 hrs
Rotary Helper B. SHERIDAN 13 hrs
Rotary Helper
Fireman SWOBER
Leaseman

MATERIALS CHARGED TO OPERATOR
Core Bit Serial
Reaming Bit Serial
Core Cutters SF. HF. Core Catchers SF. HF.
Swab Cups Swab Rubbers

REMARKS	FROM	TO
WORKING ON ACCUMULATOR.	12:00	3:30
LAYING FLARE LINES & BLOWING OUT MUD LINES FOR HOOK UP	3:30	8:00

Drilled From 605 To ____ Hole Made ____

Bit No.	1
Serial No.	15632
Bit Size	8 3/4
Bit Type	DT2G
Dr. from	605
Dr. to	
Cored from	
Cored to	
Reamed from	
Reamed to	
Total Bit Footage	
Bit Hrs.	
Table R.P.M.	

No. Stds. Length
No. D.C.'s Length
Length
Length
Kelly in
TOTAL
D.C.O.D. Top 6 1/4 Hrs. On Bottom
D.C.I.D. Top 2 7/8 Hrs. Off Bottom
Pipe Size 4 1/2 Trip Time
C.S.G. Set at 605 Serv. Time
C.S.G. Size 10 3/4 Rep. Time

Pipe in Hole Jts.
Pipe on Racks Jts.
Total Pipe on Lease Jts.

REMARKS: PLUG @ 565

Depth Deviation
Depth Deviation
Depth Deviation
Depth Deviation

Time	Wt.	Vis.	Pump Stroke	Pump Pressure	Pit Gauge	Water Added
8						
9						
10						
11						
12						
1						
2						
3						

No. 1 Pump Size C-250 Liner Size 6 3/4 x 15
No. 2 Pump Size C-150 Liner Size

Water-Loss | Filter Cake | PH

Mud Added Sacks
Chemicals Added Lbs.

CREW
Driller E. GAUNT
Derrickman J. ZUREK
Cat Headman D. HAYES
Rotary Helper S. STACKNIK
Rotary Helper J. MOCIELSKY
Fireman S. SHYMANSKY
Leaseman D. BROWNLEE

MATERIALS CHARGED TO OPERATOR
Core Bit Serial
Reaming Bit Serial
Core Cutters SF. HF. Core Catchers SF. HF.
Swab Cups Swab Rubbers

REMARKS	FROM	TO
WORK ON BLIND RAMS ON CAMERON	8:00	10:30
WOULDNT CLOSE. OPEN		
PRESSURE UP BLIND RAMS. 1000 P.S.I. O.K.	10:30	10:45
RUN IN W/ 8 3/4 BIT	10:45	12:00
PRESS. HYDRIL & PIPE RAMS 15 MIN	12:00	
EACH 1000 P.S.I. O.K.		12:45
CLOSE METER SHUT OFFS.	12:45	1:00
DRILLING OUT	1:00	1:30
CHANGE WASH PIPE & PACKING	1:30	3:00
IN SWIVEL.		
DRILLING OUT	3:00	4:00

Drilled From 605 To 754 Hole Made 149

Bit No.	1
Serial No.	15632
Bit Size	8 3/4
Bit Type	DT2G
Dr. from	605
Dr. to	754
Cored from	
Cored to	
Reamed from	
Reamed to	
Total Bit Footage	149
Bit Hrs.	3 1/2
Table R.P.M.	160

No. Stds. 7 Length 422.87
No. D.C.'s 18 Length 287.18
GRANT STABILIZER Length 5.61
Length
Kelly in 38.44
TOTAL 754.00
D.C.O.D. Top 6 1/4 Hrs. On Bottom 3 1/4
D.C.I.D. Top 2 7/8 Hrs. Off Bottom 3 1/4
Pipe Size 4 1/2 Trip Time 1 3/4
C.S.G. Set at 605 Serv. Time 1/4
C.S.G. Size 10 3/4 Rep. Time

Pipe in Hole Jts.
Pipe on Racks Jts.
Total Pipe on Lease Jts.

REMARKS:

Depth Deviation
Depth Deviation
Depth Deviation
Depth Deviation

Time	Wt.	Vis.	Pump Stroke	Pump Pressure	Pit Gauge	Water Added
4						
5						
6						
7						
8						
9						
10						
11						

No. 1 Pump Size 7 1/4 x 15 Liner Size 6 3/4
No. 2 Pump Size 7 1/4 x 12 Liner Size 5 1/2

Water-Loss | Filter Cake | PH

Mud Added Sacks
Chemicals Added Lbs. 200# BICARB.

CREW
Driller D.L. ANDERSON
Derrickman G. GIESBRECHT
Cat Headman A. POLLOM
Rotary Helper S. ANTKOW
Rotary Helper
Fireman J. KOWALSKI
Leaseman

MATERIALS CHARGED TO OPERATOR
Core Bit Serial
Reaming Bit Serial
Core Cutters SF. HF. Core Catchers SF. HF.
Swab Cups Swab Rubbers

REMARKS		FROM	TO
SER. RIG	(1/4)	4:00	4:15
DRILLING OUT CEMENT & SHOE	(1/2)	4:15	4:45
DRILLING 8 3/4 HOLE	(1 3/4)	4:45	6:30
DROP SURVEY	1/4	6:30	6:45
PULL OUT TO PICK UP STABILIZERS	3/4	6:45	7:30
TO MAKE UP STABILIZERS	(2)	7:30	
			9:30
RUN IN W/ BIT & GRANT STABILIZERS	(1)	9:30	10:30
CONTROLLED DRILLING	(1 1/2)	10:30	12:00

GUTHRIE McLAREN DRILLING LTD.

Company Representative: [illegible]

Tool Pusher: [illegible]

Date: February 19 1966

Well No. HUDSON BAY AMERADA CAMSELL

Lsd. A Sec. 32 ~~Twp.~~ GRID 610°-56' Rge. 122° W. 30'

Drilled From ____ To ____ Hole Made ____

Bit No.	
Serial No.	
Bit Size	
Bit Type	
Dr. from	
Dr. to	
Cored from	
Cored to	
Reamed from	
Reamed to	
Total Bit Footage	
Bit Hrs.	
Table R.P.M.	

No. Stds.	Length
No. D.C.'s	Length
	Length
	Length
Kelly in —	
TOTAL —	
D.C.O.D. Top 6 1/0	Hrs. On Bottom
D.C.I.D. Top 2 7/8	Hrs. Off Bottom 8
Pipe Size 4 1/2	Trip Time
C.S.G. Set at 605'	Serv. Time
C.S.G. Size 10 3/4	Rep. Time
Pipe in Hole Jts.	Diesel Fuel Meter Reading
Pipe on Racks Jts.	Today
Total Pipe on Lease Jts.	Yesterday
	Consumption Gals.

Depth ____ Deviation ____
Depth ____ Deviation ____
Depth ____ Deviation ____
Depth ____ Deviation ____

Time	Wt.	Vis.	Pump Stroke	Pump Pressure	Pit Gauge	Water Added
12						
1						
2						
3						
4						
5						
6						
7						

No. 1 Pump Size 7 1/4" x 15" — Liner Size 6 3/4"
No. 2 Pump Size 7 1/4" x 12" — Liner Size 5 1/2"

Water-Loss ____ Filter Cake ____ PH ____

Mud Added Sacks ____
Chemicals Added Lbs. ____

CREW

Driller D.L. ANDERSON
Derrickman G. CHESBREGHT
Cat Headman A. Pobkom
Rotary Helper S. ANTKOW
Rotary Helper
Fireman J. KOWALSKI
Leaseman

MATERIALS CHARGED TO OPERATOR

Core Bit ____ Serial ____
Reaming Bit ____ Serial ____
Core Cutters SF. HF. ____ Core Catchers SF. HF. ____
Swab Cups ____ Swab Rubbers ____

REMARKS	FROM	TO
W.O.C.	12:00	8:00

Drilled From 605 To ____ Hole Made ____

Bit No.	
Serial No.	
Bit Size	
Bit Type	
Dr. from	
Dr. to	
Cored from	
Cored to	
Reamed from	
Reamed to	
Total Bit Footage	
Bit Hrs.	
Table R.P.M.	

No. Stds.	Length
No. D.C.'s	Length
	Length
	Length
Kelly in —	
TOTAL —	
D.C.O.D. Top	Hrs. On Bottom
D.C.I.D. Top	Hrs. Off Bottom
Pipe Size	Trip Time
C.S.G. Set at	Serv. Time
C.S.G. Size	Rep. Time
Pipe in Hole Jts.	REMARKS:
Pipe on Racks Jts.	
Total Pipe on Lease Jts.	

Depth ____ Deviation ____
Depth ____ Deviation ____
Depth ____ Deviation ____
Depth ____ Deviation ____

Time	Wt.	Vis.	Pump Stroke	Pump Pressure	Pit Gauge	Water Added
8						
9						
10						
11						
12						
1						
2						
3						

No. 1 Pump Size 7 1/4" x 15" — Liner Size 6 3/4"
No. 2 Pump Size 7 1/4" x 12" — Liner Size 5 1/2"

Water-Loss ____ Filter Cake ____ PH ____

Mud Added Sacks ____
Chemicals Added Lbs. ____

CREW

Driller L. KONS
Derrickman F. BOCHAR
Cat Headman F. HORVATH
Rotary Helper B. SHERIDAN
Rotary Helper T. MOOTELSKI
Fireman S. WAGER
Leaseman D.J. BROWNIEF ?

MATERIALS CHARGED TO OPERATOR

Core Bit ____ Serial ____
Reaming Bit ____ Serial ____
Core Cutters SF. HF. ____ Core Catchers SF. HF. ____
Swab Cups ____ Swab Rubbers ____

REMARKS	FROM	TO
W.O.C	8:00	4:00
LAYED HYDRIL LINE, CUT CASING & WELDED ON ~~C~~ CASING BOWL		

Drilled From 605 To ____ Hole Made ____

Bit No.	
Serial No.	
Bit Size	
Bit Type	
Dr. from	
Dr. to	
Cored from	
Cored to	
Reamed from	
Reamed to	
Total Bit Footage	
Bit Hrs.	
Table R.P.M.	

No. Stds.	Length
No. D.C.'s	Length
	Length
	Length
Kelly in —	
TOTAL —	
D.C.O.D. Top	Hrs. On Bottom
D.C.I.D. Top	Hrs. Off Bottom
Pipe Size	Trip Time
C.S.G. Set at	Serv. Time
C.S.G. Size	Rep. Time
Pipe in Hole Jts.	REMARKS:
Pipe on Racks Jts.	
Total Pipe on Lease Jts.	

Depth ____ Deviation ____
Depth ____ Deviation ____
Depth ____ Deviation ____
Depth ____ Deviation ____

Time	Wt.	Vis.	Pump Stroke	Pump Pressure	Pit Gauge	Water Added
4						
5						
6						
7						
8						
9						
10						
11						

No. 1 Pump Size — Liner Size
No. 2 Pump Size — Liner Size

Water-Loss ____ Filter Cake ____ PH ____

Mud Added Sacks ____
Chemicals Added Lbs. ____

CREW

Driller E. GAUNT
Derrickman T. BUREK
Cat Headman J. HAUCS
Rotary Helper S. STACKNIK
Rotary Helper
Fireman S. SHYMANSKY
Leaseman

MATERIALS CHARGED TO OPERATOR

Core Bit ____ Serial ____
Reaming Bit ____ Serial ____
Core Cutters SF. HF. ____ Core Catchers SF. HF. ____
Swab Cups ____ Swab Rubbers ____

REMARKS	FROM	TO
HEAD UP B.O.P	4:00	12:00

Company Representative

Tool Pusher

GUTHRIE McLAREN DRILLING LTD.

Date FEBUARY 18-1966

Well No. HUDSON BAY AMERADA CAMSELL
SHOT POINT 596
Lsd. 4 Sec. 37 Twp. 61 Rge. 30 W. GRID 50 FT, 37 20'

Drilled From 556 To 605 Hole Made 55'

Bit No.	3A	No. Stds. 5	Length 301.66
Serial No.	20891	No. D.C.'s 10	Length 287.54
Bit Size	13 3/4	BELL SUB & BIT	Length 4.00
Bit Type	DT		Length
Dr. from	329'	Kelly in —	41.80
Dr. to	605'	TOTAL —	605.00
Cored from		D.C.O.D. Top 6 1/4	Hrs. On Bottom 1 1/4
Cored to		D.C.I.D. Top 2 7/8	Hrs. Off Bottom 6 3/4
Reamed from		Pipe Size 4 1/2"	Trip Time
Reamed to		C.S.G. Set at	Serv. Time 1/4
Total Bit Footage	276	C.S.G. Size	Rep. Time
Bit Hrs.	9	Pipe in Hole Jts.	Diezel Fuel Meter Reading
Table R.P.M.	150	Pipe on Racks Jts.	Today
Depth 570	Deviation 3/4	Total Pipe on Lease Jts.	Yesterday
Depth	Deviation		Consumption Gals.
Depth	Deviation		
Depth	Deviation		

Time	Wt.	Vis.	Pump Stroke	Pump Pressure	Pit Gauge	Water Added	No. 1 Pump Size 7 1/4" x 15"	No. 2 Pump Size 7 1/4" x 12"
12		—					Liner Size 6 3/4"	Liner Size 5 1/2"
1							Water-Loss	Filter Cake / PH
2								
3								
4	9.6	60	58	250				
5							Mud Added Sacks	
6							Chemicals Added Lbs.	
7								

CREW
Driller D.L. ANDERSON
Derrickman C. GIES BRECHT 10 HRS
Cat Headman A. FOLLOM 10 HRS
Rotary Helper S. ANTKOW 10 HRS
Rotary Helper
Fireman J. KOWALSKI
Leaseman

MATERIALS CHARGED TO OPERATOR
Core Bit — Serial
Reaming Bit — Serial
Core Cutters SF. HF. — Core Catchers SF. HF.
Swab Cups — Swab Rubbers

REMARKS

		FROM	TO
SER RIG	(1/4)	12:00	12:15
WORK ON PUMPS	(1/2)	12:15	12:45
DRILLING	(1/2)	12:45	1:15
CIRC HOLE CLEAN	(1/4)	1:15	1:30
DROP SURVEY, (MEASURE OUT) DUMMY TRIP	(1 1/2)	1:30	3:00
DRILLING	(3/4)	3:00	3:45
DUMMY TRIP TO COND. HOLE	(1 1/4)	3:45	5:00
CIRC HOLE CLEAN	(3/4)	5:00	5:45
HOIST TO RUN CASING	(1)	5:45	6:45
RIG TO RUN CASING & ~~RUN CASING~~	(1 1/2)	6:45	8:00

Drilled From 605 To — Hole Made —

Bit No.		No. Stds.	Length
Serial No.		No. D.C.'s	Length
Bit Size			Length
Bit Type			Length
Dr. from		Kelly in —	
Dr. to		TOTAL —	605.00
Cored from		D.C.O.D. Top 6 1/4	Hrs. On Bottom
Cored to		D.C.I.D. Top 2 7/8	Hrs. Off Bottom 8
Reamed from		Pipe Size 4 1/2	Trip Time
Reamed to		C.S.G. Set at 605'	Serv. Time
Total Bit Footage		C.S.G. Size 10 3/4"	Rep. Time
Bit Hrs.		Pipe in Hole 20 Jts.	REMARKS:
Table R.P.M.		Pipe on Racks 6 Jts.	Ran 20 jts 608.36'
Depth	Deviation	Total Pipe on Lease Jts.	13 3/4 40.5# Bed Thd
Depth	Deviation		Hanneman 10 3/4" Sh
Depth	Deviation		Casing Landed @ 605'
Depth	Deviation		KB & cemented w/ 465 sx

Time	Wt.	Vis.	Pump Stroke	Pump Pressure	Pit Gauge	Water Added	No. 1 Pump Size 7 1/4" x 15"	No. 2 Pump Size 7 1/4" x 12"
8							Liner Size 6 3/4"	Liner Size 5 1/2"
9							Water-Loss	Filter Cake / PH
10								
11								
12								
1							Mud Added Sacks	
2							Chemicals Added Lbs.	
3								

CREW
Driller L. KONS
Derrickman F. BOCHAR
Cat Headman F. HORVATH 14
Rotary Helper B. SHERIDAN 14
Rotary Helper T. MOOIELSKI 9
Fireman S. WARER
Leaseman D. WBROWNLEE 10

MATERIALS CHARGED TO OPERATOR
Core Bit — Serial
Reaming Bit — Serial
Core Cutters SF. HF. — Core Catchers SF. HF.
Swab Cups — Swab Rubbers

REMARKS

	FROM	TO
SERVICED RIG	8:00	8:15
MAKING HANDLINE SUB FOR 10 3/4" CSG	8:15	10:15
RUNNING 10 3/4" CSG	10:15	3:45
RIGGING TO CIRC	3:45	4:00

Drilled From — To — Hole Made —

Bit No.		No. Stds.	Length
Serial No.		No. D.C.'s	Length
Bit Size			Length
Bit Type			Length
Dr. from		Kelly in —	
Dr. to		TOTAL —	
Cored from		D.C.O.D. Top	Hrs. On Bottom
Cored to		D.C.I.D. Top	Hrs. Off Bottom
Reamed from		Pipe Size	Trip Time
Reamed to		C.S.G. Set at	Serv. Time
Total Bit Footage		C.S.G. Size	Rep. Time
Bit Hrs.		Pipe in Hole Jts.	REMARKS:
Table R.P.M.		Pipe on Racks Jts.	
Depth	Deviation	Total Pipe on Lease Jts.	
Depth	Deviation		
Depth	Deviation		

Cement cement w/ 1% C.C. Plug bumped w/ 1000 psig by Howco @ 9:50 PM

Time	Wt.	Vis.	Pump Stroke	Pump Pressure	Pit Gauge	Water Added	No. 1 Pump Size	No. 2 Pump Size
4							Liner Size	Liner Size
5							Water-Loss	Filter Cake / PH
6								
7								
8								
9							Mud Added Sacks	
10							Chemicals Added Lbs.	
11								

CREW
Driller E. BAUNT
Derrickman J. LUPEK
Cat Headman V. HAYES
Rotary Helper S. STACKNIK
Rotary Helper
Fireman J. SHYMANSKY
Leaseman

MATERIALS CHARGED TO OPERATOR
Core Bit — Serial
Reaming Bit — Serial
Core Cutters SF. HF. — Core Catchers SF. HF.
Swab Cups — Swab Rubbers

REMARKS

	FROM	TO
CIRC CSG W.O. & RIG UP HOWCO	4:00	8:15
CEMENTING CSG	8:15	9:30
WOC	9:30	12:00

9 1/4
5 1/2

GUTHRIE McLAREN DRILLING LTD.

Company Representative: C. Cumbum
Tool Pusher

Date: March 17 - 1966

Well No. Hudson Bay Amerada Cornwall
Lsd. A Sec. 37 Twp. 61-4 Rge. 12 3/5 W.

Drilled From ____ To ____ Hole Made ____

Bit No.		
Serial No.		
Bit Size		
Bit Type		
Dr. from		
Dr. to		
Cored from		
Cored to		
Reamed from		
Reamed to		
Total Bit Footage		
Bit Hrs.		
Table R.P.M.		

No. Stds. -	Length
No. D.C.'s	Length
	Length
	Length
Kelly in —	
TOTAL =	
D.C.O.D. Top	Hrs. On Bottom
D.C.I.D. Top	Hrs. Off Bottom
Pipe Size	Trip Time
C.S.G. Set at	Serv. Time
C.S.G. Size	Rep. Time
Pipe in Hole Jts.	Diesel Fuel Meter Reading
Pipe on Racks Jts.	Today
Total Pipe on Lease Jts.	Yesterday
	Consumption Gals.

Depth ____ Deviation ____
Depth ____ Deviation ____
Depth ____ Deviation ____
Depth ____ Deviation ____

Time	Wt.	Vis.	Pump Stroke	Pump Pressure	Pit Gauge	Water Added	No. 1 Pump Size	No. 2 Pump Size
12							Liner Size	Liner Size
1							Water-Loss / Filter Cake / PH	
2								
3								
4								
5							Mud Added Sacks	
6							Chemicals Added Lbs.	
7								

CREW		MATERIALS CHARGED TO OPERATOR	
Driller	L. KONS	Core Bit	Serial
Derrickman	E. BORDAR	Reaming Bit	Serial
Cat Headman	E. HORVATH	Core Cutters SF. HF.	Core Catchers SF. HF.
Rotary Helper	R. SHERIDAN	Swab Cups	Swab Rubbers
Rotary Helper			
Fireman	S. WEBER		
Leaseman			

REMARKS	FROM	TO
TEARING OUT RIG	8:00	

Drilled From ____ To ____ Hole Made ____

Bit No.		
Serial No.		
Bit Size		
Bit Type		
Dr. from		
Dr. to		
Cored from		
Cored to		
Reamed from		
Reamed to		
Total Bit Footage		
Bit Hrs.		
Table R.P.M.		

No. Stds.	Length
No. D.C.'s	Length
	Length
	Length
Kelly in =	
TOTAL =	
D.C.O.D. Top	Hrs. On Bottom
D.C.I.D. Top	Hrs. Off Bottom
Pipe Size	Trip Time
C.S.G. Set at	Serv. Time
C.S.G. Size	Rep. Time
Pipe in Hole Jts.	REMARKS:
Pipe on Racks Jts.	
Total Pipe on Lease Jts.	

Depth ____ Deviation ____
Depth ____ Deviation ____
Depth ____ Deviation ____
Depth ____ Deviation ____

Time	Wt.	Vis.	Pump Stroke	Pump Pressure	Pit Gauge	Water Added	No. 1 Pump Size	No. 2 Pump Size
8							Liner Size	Liner Size
9							Water-Loss / Filter Cake / PH	
10								
11								
12								
1							Mud Added Sacks	
2							Chemicals Added Lbs.	
3								

CREW		MATERIALS CHARGED TO OPERATOR	
Driller	E. GANNT	Core Bit	Serial
Derrickman	J. LUREH	Reaming Bit	Serial
Cat Headman	V. HAYES	Core Cutters SF. HF.	Core Catchers SF. HF.
Rotary Helper	G. STACANIK	Swab Cups	Swab Rubbers
Rotary Helper			
Fireman	S. SHYMANSKY II		
Leaseman	D. BROWNLEE		

REMARKS	FROM	TO
TEAR OUT RIG. + WAIT ON TRUCKS	4:00	

Drilled From ____ To ____ Hole Made ____

Bit No.		
Serial No.		
Bit Size		
Bit Type		
Dr. from		
Dr. to		
Cored from		
Cored to		
Reamed from		
Reamed to		
Total Bit Footage		
Bit Hrs.		
Table R.P.M.		

No. Stds.	Length
No. D.C.'s	Length
	Length
	Length
Kelly in =	
TOTAL =	
D.C.O.D. Top	Hrs. On Bottom
D.C.I.D. Top	Hrs. Off Bottom
Pipe Size	Trip Time
C.S.G. Set at	Serv. Time
C.S.G. Size	Rep. Time
Pipe in Hole Jts.	REMARKS:
Pipe on Racks Jts.	
Total Pipe on Lease Jts.	

Depth ____ Deviation ____
Depth ____ Deviation ____
Depth ____ Deviation ____
Depth ____ Deviation ____

Time	Wt.	Vis.	Pump Stroke	Pump Pressure	Pit Gauge	Water Added	No. 1 Pump Size	No. 2 Pump Size
4							Liner Size	Liner Size
5							Water-Loss / Filter Cake / PH	
6								
7								
8								
9							Mud Added Sacks	
10							Chemicals Added Lbs.	
11								

CREW		MATERIALS CHARGED TO OPERATOR	
Driller	D. ANDERSON	Core Bit	Serial
Derrickman		Reaming Bit	Serial
Cat Headman	S. ANTKOW	Core Cutters SF. HF.	Core Catchers SF. HF.
Rotary Helper	J. MOOJELSKI	Swab Cups	Swab Rubbers
Rotary Helper			
Fireman	D. KOWALSKI		
Leaseman			

REMARKS	FROM	TO
TEAR OUT & WAIT ON TRUCKS.		

H. Fogarty
Company Representative

Lem Runner
Tool Pusher

GUTHRIE McLAREN DRILLING LTD.

Date March 16-1966

Well No. Hudson Bay Amerada Camsell
Lsd. A Sec. 37 Twp 61°46' Rge. 120°35' W.

Drilled From		To		Hole Made		Drilled From		To		Hole Made		Drilled From		To		Hole Made							
Bit No.		No. Stds.		Length		Bit No.		No. Stds.		Length		Bit No.		No. Stds.		Length							
Serial No.		No. D.C.'s		Length		Serial No.		No. D.C.'s		Length		Serial No.		No. D.C.'s		Length							
Bit Size				Length		Bit Size				Length		Bit Size				Length							
Bit Type				Length		Bit Type				Length		Bit Type				Length							
Dr. from		Kelly in —				Dr. from		Kelly in —				Dr. from		Kelly in —									
Dr. to		TOTAL —				Dr. to		TOTAL —				Dr. to		TOTAL —									
Cored from		D.C.O.D. Top		Hrs. On Bottom		Cored from		D.C.O.D. Top		Hrs. On Bottom		Cored from		D.C.O.D. Top		Hrs. On Bottom							
Cored to		D.C.I.D. Top		Hrs. Off Bottom		Cored to		D.C.I.D. Top		Hrs. Off Bottom		Cored to		D.C.I.D. Top		Hrs. Off Bottom							
Reamed from		Pipe Size		Trip Time		Reamed from		Pipe Size		Trip Time		Reamed from		Pipe Size		Trip Time							
Reamed to		C.S.G. Set at		Serv. Time		Reamed to		C.S.G. Set at		Serv. Time		Reamed to		C.S.G. Set at		Serv. Time							
Total Bit Footage		C.S.G. Size		Rep. Time		Total Bit Footage		C.S.G. Size		Rep. Time		Total Bit Footage		C.S.G. Size		Rep. Time							
Bit Hrs.		Pipe in Hole	Jts.	Diesel Fuel Meter Reading		Bit Hrs.		Pipe in Hole	Jts.	REMARKS:		Bit Hrs.		Pipe in Hole	Jts.	REMARKS:							
Table R.P.M.		Pipe on Racks	Jts.	Today		Table R.P.M.		Pipe on Racks	Jts.			Table R.P.M.		Pipe on Racks	Jts.								
Depth	Deviation	Total Pipe on Lease	Jts.	Yesterday		Depth	Deviation	Total Pipe on Lease	Jts.			Depth	Deviation	Total Pipe on Lease	Jts.								
Depth	Deviation			Consumption	Gals.	Depth	Deviation					Depth	Deviation										
Depth	Deviation					Depth	Deviation					Depth	Deviation										
Depth	Deviation					Depth	Deviation					Depth	Deviation										

Time	Wt.	Vis.	Pump Stroke	Pump Pressure	Pit Gauge	Water Added	No. 1 Pump Size / Liner Size	No. 2 Pump Size / Liner Size	Time	Wt.	Vis.	Pump Stroke	Pump Pressure	Pit Gauge	Water Added	No. 1 Pump Size / Liner Size	No. 2 Pump Size / Liner Size	Time	Wt.	Vis.	Pump Stroke	Pump Pressure	Pit Gauge	Water Added	No. 1 Pump Size / Liner Size	No. 2 Pump Size / Liner Size
12	Felt Plug #1 @ 2032 @ 2:30 Am								8									4								
1	Ran Plug #2 155-335						Water-Loss	Filter Cake / PH	9							Water-Loss	Filter Cake / PH	5							Water-Loss	Filter Cake / PH
2	100 sks const Cement w/2% Calc2								10			Felt Plug #2 @ 512' @ 1:30 PM						6								
3	Disp w/ 78 BBls @ 5:27 AM.								11									7								
4									12									8								
5							Mud Added Sacks		1							Mud Added Sacks		9							Mud Added Sacks	
6							Chemicals Added Lbs.		2							Chemicals Added Lbs.		10							Chemicals Added Lbs.	
7									3									11								

CREW		MATERIALS CHARGED TO OPERATOR	
Driller	L. Kons	Core Bit	Serial
Derrickman	F. Becker	Reaming Bit	Serial
Cat Headman	F. Horvath	Core Cutters SF. HF.	Core Catchers SF. HF.
Rotary Helper	B. Sheridan	Swab Cups	Swab Rubbers
Rotary Helper			
Fireman	S. Wager		
Leaseman			

CREW		MATERIALS CHARGED TO OPERATOR	
Driller	E. Gaunt 9	Core Bit	Serial
Derrickman	J. Zuraek 12	Reaming Bit	Serial
Cat Headman	W. Hayes 9	Core Cutters SF. HF.	Core Catchers SF. HF.
Rotary Helper	S. Stacknik 9	Swab Cups	Swab Rubbers
Rotary Helper			
Fireman	S. Shymansky		
Leaseman	D. Brownlee		

CREW		MATERIALS CHARGED TO OPERATOR	
Driller	D. L. Anderson	Core Bit	Serial
Derrickman		Reaming Bit	Serial
Cat Headman	S. Crathern	Core Cutters SF. HF.	Core Catchers SF. HF.
Rotary Helper	J. Modjeleky	Swab Cups	Swab Rubbers
Rotary Helper			
Fireman	J. Kowalski		
Leaseman			

REMARKS	FROM	TO
W.O.C Felt Plug #1 @ 2032	12:00	3:30
Pulled 23 stds + 1 single	3:30	4:00
Rigged up & Ran Plug #2	4:00	5:30
W.O.C — Cleaned cement out of	5:30	8:00
Pumps + tank, laid down pipe all		
but 10 stds		

REMARKS	FROM	TO
Service — W.O.C. Laydown B OPS	8:00	1:15
Run in Felt Plug #2 @ 512	1:15	1:30
Lay down 10 stds pipe	1:30	
Tear out Rig		4:00
Cut casing off 3' below ground level		
Put 5 sack plug from 3' to 10' below ground level. Welded a steel plate across casing stub. Welded a 4' steel post with well sign on top of casing stub.		

REMARKS	FROM	TO
Tear out Rig	4:00	12:00
at 4:00 PM.		
Released rig		
Thank you. H. Fogarty for Hudson Bay Oil		

GUTHRIE McLAREN DRILLING LTD.

Company Representative: H. Fogarty
Tool Pusher: A. Lemmune

Well No. HUDSON BAY AMERADA A-37 (CANSELL)
Lsd. ____ Sec. ____ Twp. ____ Rge. ____ W. ____

Date FEBRUARY 17-1966

Drilled From 214' To 303' Hole Made 89

Bit No.	2A		No. Stds.		Length
Serial No.	EN5239		No. D.C.'s	9	Length 260.69
Bit Size	15"		SUBS		Length 2.91
Bit Type	YT3A				Length
Dr. from	60		Kelly in —		39.40
Dr. to	303		TOTAL —		303.00
Cored from			D.C.O.D. Top	6 1/4	Hrs. On Bottom 4 1/4
Cored to			D.C.I.D. Top	2 7/8	Hrs. Off Bottom 3 3/4
Reamed from			Pipe Size		Trip Time
Reamed to			C.S.G. Set at		Serv. Time
Total Bit Footage	243		C.S.G. Size		Rep. Time
Bit Hrs.	10		Pipe in Hole		Jts.
Table R.P.M.	160		Pipe on Racks		Jts.
			Total Pipe on Lease		Jts.

Diesel Fuel Meter Reading: Today ____ Yesterday ____ Consumption ____ Gals.

Depth 273 Deviation 3/4
Depth ____ Deviation ____
Depth ____ Deviation ____
Depth ____ Deviation ____

Time	Wt.	Vis.	Pump Stroke	Pump Pressure	Pit Gauge	Water Added	No. 1 Pump Size 7 1/4 x 15"	No. 2 Pump Size 7 1/4 x 12"
12							Liner Size 6 3/4"	Liner Size 5 1/2"
1							Water-Loss	Filter Cake / PH
2								
3								
4								
5	8.6	60	58	250		✓	Mud Added Sacks 30 SKS	
6							Chemicals Added Lbs.	
7								

CREW: Driller D.L. ANDERSON; Derrickman C. GIESBRECHT; Cat Headman A. Pollum; Rotary Helper S. ANTKEW; Rotary Helper; Fireman T. KOWALSKI; Lesseman

MATERIALS CHARGED TO OPERATOR: Core Bit; Serial; Reaming Bit; Serial; Core Cutters SF. HF.; Core Catchers SF. HF.; Swab Cups; Swal Rubbers

REMARKS

		FROM	TO
SER RIG	(1/4)	12:00	12:15
TRY TO MAKE CONN. (GRAVEL CAUSING CAVING)	(1/4)	12:15	1:30
INI (MUD FLUFFED UP) WORK ON PUMP 250			
DRILLING (RAISE VIS. W/ GEL)	(1)	1:30	2:30
WORK ON PUMPS (GRAVEL GETTING INTO PUMPS)	(1)	2:30	3:30
DRILLING	(1/4)	3:30	3:45
WORK ON PUMPS	(1)	3:45	4:45
DRILLING	(1)	4:45	5:45
RUN SURVEY	(1/4)	5:45	6:00
DRILLING (ROUGH DRILLING @ 300 FT.)	(2)	6:00	8:00

Drilled From 303 To 380 Hole Made 77

Bit No.	2A	3A	No. Stds.	1	Length 59.81
Serial No.	EN5239	20881	No D.C.'s	10	Length 287.08
Bit Size	15"	13 3/4	SUBS		Length 2.91
Bit Type	YT3A	DT			Length
Dr. from	60	329	Kelly in =		30.20
Dr. to	329	380	TOTAL =		380.00
Cored from			D.C.O.D. Top	6 1/4	Hrs. On Bottom 3
Cored to			D.C.I.D. Top	2 7/8	Hrs. Off Bottom 5
Reamed from			Pipe Size	4 1/2	Trip Time
Reamed to			C.S.G. Set at		Serv. Time
Total Bit Footage	269	51	C.S.G. Size		Rep. Time
Bit Hrs.	11 1/4	13 1/4	Pipe in Hole	1	Jts.
Table R.P.M.	160	160	Pipe on Racks	149	Jts.
			Total Pipe on Lease	150	Jts.

REMARKS:

Depth 329 Deviation 1°
Depth 370 Deviation 3 1/4°
Depth ____ Deviation ____
Depth ____ Deviation ____

Time	Wt.	Vis.	Pump Stroke	Pump Pressure	Pit Gauge	Water Added	No. 1 Pump Size 7 1/4 x 15"	No. 2 Pump Size 7 1/4 x 12"
8	8.7	60	58	250		✓	Liner Size 6 3/4"	Liner Size 5 1/2"
9							Water-Loss	Filter Cake / PH
10								
11								
12								
1							Mud Added Sacks	
2							Chemicals Added Lbs.	
3								

CREW: Driller L. KONS; Derrickman E. BONCHAK; Cat Headman F. HORVATH; Rotary Helper B. SHERIDAN; Rotary Helper; Fireman S. WAGER; Lesseman J. MOOTELSKY; REMARKS D.L. BROWNLEE 9

MATERIALS CHARGED TO OPERATOR: Core Bit; Serial; Reaming Bit; Serial; Core Cutters SF. HF.; Core Catchers SF. HF.; Swab Cups; Swab Rubbers

		FROM	TO
SERVICED RIG	1/4	8:00	8:15
DRILLING	1 1/4	8:15	9:30
RUN SURVEY	1/4	9:30	9:45
PULLED OUT TO CHANGE BIT	1	9:45	10:45
WORKING ON DRAWORKS (OIL SYSTEM)	1 1/2	10:45	12:15
RUN IN HOLE	3/4	12:15	1:00
REPAIRED JET IN CELLAR	1/2	1:00	1:30
DRILLING	1 1/2	1:30	3:00
REPAIRED WASHED OUT JET	3/4	3:00	3:45
DRILLING	1/4	3:45	4:00

Drilled From 380 To 550 Hole Made 170

Bit No.	3A		No. Stds.		Length
Serial No.	20881		No. D.C.'s		Length
Bit Size	13 3/4				Length
Bit Type	DT				Length
Dr. from	329		Kelly in =		
Dr. to			TOTAL =		
Cored from			D.C.O.D. Top	6 1/4	Hrs. On Bottom 6
Cored to			D.C.I.D. Top	2 7/8	Hrs. Off Bottom 2
Reamed from			Pipe Size	4 1/2	Trip Time
Reamed to			C.S.G. Set at		Serv. Time
Total Bit Footage	221		C.S.G. Size		Rep. Time
Bit Hrs.	7 3/4		Pipe in Hole		Jts.
Table R.P.M.			Pipe on Racks		Jts.
			Total Pipe on Lease		Jts.

REMARKS:

Depth ____ Deviation ____
Depth ____ Deviation ____
Depth ____ Deviation ____
Depth ____ Deviation ____

Time	Wt.	Vis.	Pump Stroke	Pump Pressure	Pit Gauge	Water Added	No. 1 Pump Size C250	No. 2 Pump Size C150
4							Liner Size 6 3/4 x 15	Liner Size 5 1/2 x 12
5							Water-Loss	Filter Cake / PH
6								
7								
8								
9							Mud Added Sacks	
10							Chemicals Added Lbs. 100# Plaster of Paris	
11								

CREW: Driller E. GAUNT; Derrickman T. ZUBER; Cat Headman U. HAYES; Rotary Helper S. STACKNIT; Rotary Helper; Fireman S. SHYMANSKY; Lesseman

MATERIALS CHARGED TO OPERATOR: Core Bit; Serial; Reaming Bit; Serial; Core Cutters SF. HF.; Core Catchers SF. HF.; Swab Cups; Swab Rubbers

REMARKS

	FROM	TO
SERVICED RIG	4:00	4:15
DRILLING	4:15	5:15
CLEAN GRAVEL OUT OF PUMPS. CLEAN SUCTION TANK.	5:15	6:45
DRILLING	6:45	8:00
RUN SURVEY	8:00	8:15
DRILLING & CLEANING GRAVEL OUT.	8:15	12:00

GUTHRIE McLAREN DRILLING LTD.

Company Representative: H. Fogarty

Tool Pusher: A. Lundman

Date: Feb. 16 - 1966

Well No. HUDSON BAY AMERADA A-37

Lsd. ____ Sec. ____ Twp. ____ Rge. ____ W. ____

Drilled From ____ To ____ Hole Made ____

Bit No.	
Serial No.	
Bit Size	
Bit Type	
Dr. from	
Dr. to	
Cored from	
Cored to	
Reamed from	
Reamed to	
Total Bit Footage	
Bit Hrs.	
Table R.P.M.	

No. Stds. ____ Length ____
No. D.C.'s ____ Length ____
Length ____
Length ____
Kelly in ____
TOTAL ____
D.C.O.D. Top ____ Hrs. On Bottom ____
D.C.I.D. Top ____ Hrs. Off Bottom ____
Pipe Size ____ Trip Time ____
C.S.G. Set at ____ Serv. Time ____
C.S.G. Size ____ Rep. Time ____
Pipe in Hole ____ Jts. ____
Pipe on Racks ____ Jts. ____
Total Pipe on Lease ____ Jts. ____

Diesel Fuel Meter Reading
Today ____
Yesterday ____
Consumption ____ Gals.

Depth ____ Deviation ____
Depth ____ Deviation ____
Depth ____ Deviation ____
Depth ____ Deviation ____

Time	Wt.	Vis.	Pump Stroke	Pump Pressure	Pit Gauge	Water Added
12						
1						
2						
3						
4						
5						
6						
7						

No. 1 Pump Size 7 1/4 x 15" Liner Size 6 3/4"
No. 2 Pump Size 7 1/4 x 10" Liner Size 5 1/2"
Water-Loss ____ Filter Cake ____ PH ____
Mud Added Sacks 14 SKS
Chemicals Added Lbs. 50# CAUSTIC, 200# PLASTER OF PARIS

CREW
Driller D. D. ANDERSON
Derrickman G. GIESBRECHT
Cat Headman A. PALOOM
Rotary Helper S. ANTXOW
Rotary Helper
Fireman J. KOWALSKI
Leaseman

MATERIALS CHARGED TO OPERATOR
Core Bit ____ Serial ____
Reaming Bit ____ Serial ____
Core Cutters SF. HF. ____ Core Catchers SF. HF. ____
Swab Cups ____ Swab Rubbers ____

REMARKS	FROM	TO
DRILLING RAT HOLE W/NEW 8 3/4 BIT	12:00	5:00
DRILLING IN SAND & GRAVEL, CAVES		
IN WHEN PULLING UP		
RAISE VISCOSITY W/GEL	5:00	5:30
REDRILL RAT HOLE	5:30	7:15
WORK ON PUMP	7:15	7:45
COND. MUD TO LIFT GRAVEL	7:45	8:00

Drilled From 0 To 101 Hole Made 101

Bit No.	1A	2A.
Serial No.	Y88405	EN5239
Bit Size	8 3/4"	15"
Bit Type	YH	YT3-A
Dr. from	0	60
Dr. to	60	101
Cored from		
Cored to		
Reamed from		0
Reamed to		60
Total Bit Footage	60	41
Bit Hrs.	2 3/4	1 1/4
Table R.P.M.	140	140

No. Stds. ____ Length ____
No. D.C.'s 3 Length 86.36
BELL & CO. SUBS Length 2.91
Length ____
Kelly in ____ 11.73
TOTAL ____ 101.00
D.C.O.D. Top ____ Hrs. On Bottom 3 1/4
D.C.I.D. Top ____ Hrs. Off Bottom 4 3/4
Pipe Size ____ Trip Time ____
C.S.G. Set at ____ Serv. Time ____
C.S.G. Size ____ Rep. Time ____
Pipe in Hole ____ Jts. ____
Pipe on Racks ____ Jts. ____
Total Pipe on Lease ____ Jts. ____

REMARKS:

Depth 100 Deviation 1/2°
Depth ____ Deviation ____
Depth ____ Deviation ____
Depth ____ Deviation ____

Time	Wt.	Vis.	Pump Stroke	Pump Pressure	Pit Gauge	Water Added
8						
9						
10						
11						
12						
1						
2						
3						

No. 1 Pump Size 7 1/4 x 15" Liner Size 6 3/4"
No. 2 Pump Size 7 1/4 x 12" Liner Size 5 1/2"
Water-Loss ____ Filter Cake ____ PH ____
Mud Added Sacks 5 SKS GEL
Chemicals Added Lbs. 50 lbs CAUSTIC

CREW
Driller I. KONS
Derrickman F. BOUCHAK
Cat Headman F. HERWITZ
Rotary Helper B. SHERIDAN
Rotary Helper
Fireman S. WAGER
Leaseman T. MIDDLESKY D. L. BROWNLEE 9 HRS

MATERIALS CHARGED TO OPERATOR
Core Bit ____ Serial ____
Reaming Bit ____ Serial ____
Core Cutters SF. HF. ____ Core Catchers SF. HF. ____
Swab Cups ____ Swab Rubbers ____

REMARKS	FROM	TO
DIGGING RAT HOLE	5:00	8:30
MIXING MUD	8:30	9:00
FINISHED RAT HOLE & SET SOCK	9:00	10:00
SPUDDED IN W/8 3/4" BIT	10:00	12:00
CHANGED TO 15" BIT	12:00	12:45
REAMING	12:45	2:30
DRILLING	2:30	3:45
RUN SURVEY	3:45	4:00
SPUD TIME 10 AM FEB 16, 1966		

Drilled From 101 To 214 Hole Made 113

Bit No.	2A
Serial No.	EN5239
Bit Size	15"
Bit Type	YT3 A
Dr. from	60
Dr. to	
Cored from	
Cored to	
Reamed from	
Reamed to	
Total Bit Footage	
Bit Hrs.	
Table R.P.M.	141

No. Stds. ____ Length ____
No. D.C.'s 6 Length ____
Length ____
Length ____
Kelly in ____
TOTAL ____
D.C.O.D. Top 1.14 Hrs. On Bottom 4 1/2
D.C.I.D. Top 2.18 Hrs. Off Bottom 3 1/2
Pipe Size ____ Trip Time ____
C.S.G. Set at ____ Serv. Time ____
C.S.G. Size ____ Rep. Time ____
Pipe in Hole ____ Jts. ____
Pipe on Racks ____ Jts. ____
Total Pipe on Lease ____ Jts. ____

REMARKS:

Depth 128 Deviation 1°
Depth 186 Deviation 3/4°
Depth ____ Deviation ____
Depth ____ Deviation ____

Time	Wt.	Vis.	Pump Stroke	Pump Pressure	Pit Gauge	Water Added
4						
5						
6						
7						
8						
9						
10						
11						

No. 1 Pump Size C250 Liner Size 6 3/4 x 15
No. 2 Pump Size C150 Liner Size 5 1/2 x 12
Water-Loss ____ Filter Cake ____ PH ____
Mud Added Sacks ____
Chemicals Added Lbs. 200# Plaster of Paris

CREW
Driller E. GAUNT
Derrickman J. ZAREK
Cat Headman V. HAYES
Rotary Helper S. STACHNIK
Rotary Helper
Fireman S. SHYMANSKY
Leaseman

MATERIALS CHARGED TO OPERATOR
Core Bit ____ Serial ____
Reaming Bit ____ Serial ____
Core Cutters SF. HF. ____ Core Catchers SF. HF. ____
Swab Cups ____ Swab Rubbers ____

REMARKS		FROM	TO
SERVICE Rig	4	4:00	4:15
DRILLING 15" HOLE	9 4	4:15	5:00
HOIST TO CHECK BIT	7 4	5:00	5:45
DRILLING	2 1/4	5:45	8:00
RUN SURVEY	1/4	8:00	8:15
DRILLING		8:15	9:15
SURVEY		9:15	9:30
DRILLING		9:30	10:00
WORK ON OIL LINES		10:00	11:30
TRIP TO MAKE CONN. MIX MUD		11:30	12:00

GUTHRIE McLAREN DRILLING LTD.

Company Representative: [illegible]

Tool Pusher: [illegible]

Date FEB 15 - 1966

Well No. Hudson Bay Fort Simpson

Lsd. ____ Sec. ____ Twp. ____ Rge. ____ W. ____

Day 1

Drilled From ____ To ____ Hole Made ____

Bit No.			No. Stds.	Length
Serial No.			No. D.C.'s	Length
Bit Size				Length
Bit Type				Length
Dr. from			Kelly in —	
Dr. to			TOTAL =	
Cored from			D.C.O.D. Top	Hrs. On Bottom
Cored to			D.C.I.D. Top	Hrs. Off Bottom
Reamed from			Pipe Size	Trip Time
Reamed to			C.S.G. Set at	Serv. Time
Total Bit Footage			C.S.G. Size	Rep. Time
Bit Hrs.			Pipe in Hole	Jts.
Table R.P.M.			Pipe on Racks	Jts.
Depth	Deviation		Total Pipe on Lease	Jts.
Depth	Deviation			
Depth	Deviation			
Depth	Deviation			

Diesel Fuel Meter Reading: Today ____ Yesterday ____ Consumption ____ Gals.

Time	Wt.	Vis.	Pump Stroke	Pump Pressure	Pit Gauge	Water Added	No. 1 Pump Size	No. 2 Pump Size
12							Liner Size	Liner Size
1							Water-Loss / Filter Cake / PH	
2								
3								
4								
5							Mud Added Sacks	
6							Chemicals Added Lbs.	
7								

CREW		MATERIALS CHARGED TO OPERATOR	
Driller	D.L. ANDERSON	Core Bit	Serial
Derrickman	C. GIESBRECHT	Reaming Bit	Serial
Cat Headman	A. POBLIUM	Core Cutters SF. HF.	Core Catchers SF. HF.
Rotary Helper	S. AITKIN	Swab Cups	Swab Rubbers
Rotary Helper			
Fireman	J. KOWALSKI 12HRS		
Leaseman			

REMARKS	FROM	TO
Rig up.	8:00	4:00

Day 2

Drilled From ____ To ____ Hole Made ____

Bit No.			No. Stds.	Length
Serial No.			No. D.C.'s	Length
Bit Size				Length
Bit Type				Length
Dr. from			Kelly in =	
Dr. to			TOTAL =	
Cored from			D.C.O.D. Top	Hrs. On Bottom
Cored to			D.C.I.D. Top	Hrs. Off Bottom
Reamed from			Pipe Size	Trip Time
Reamed to			C.S.G. Set at	Serv. Time
Total Bit Footage			C.S.G. Size	Rep. Time
Bit Hrs.			Pipe in Hole	Jts.
Table R.P.M.			Pipe on Racks	Jts.
Depth	Deviation		Total Pipe on Lease	Jts.
Depth	Deviation			
Depth	Deviation			
Depth	Deviation			

REMARKS:

Time	Wt.	Vis.	Pump Stroke	Pump Pressure	Pit Gauge	Water Added	No. 1 Pump Size	No. 2 Pump Size
8							Liner Size	Liner Size
9							Water-Loss / Filter Cake / PH	
10								
11								
12								
1							Mud Added Sacks	
2							Chemicals Added Lbs.	
3								

CREW		MATERIALS CHARGED TO OPERATOR	
Driller	L. KOONS 10	Core Bit	Serial
Derrickman	E. BOUCHER 10	Reaming Bit	Serial
Cat Headman	F. HORVATH 10	Core Cutters SF. HF.	Core Catchers SF. HF.
Rotary Helper	B. SHERIDAN 10	Swab Cups	Swab Rubbers
Rotary Helper			
Fireman	S. WARRER 8		
Leaseman	T. MOOJELSKY 10	D. L BROWNLEE 13	

REMARKS	FROM	TO
Rigging up		

Day 3

Drilled From ____ To ____ Hole Made ____

Bit No.			No. Stds.	Length
Serial No.			No. D.C.'s	Length
Bit Size				Length
Bit Type				Length
Dr. from			Kelly in =	
Dr. to			TOTAL =	
Cored from			D.C.O.D. Top	Hrs. On Bottom
Cored to			D.C.I.D. Top	Hrs. Off Bottom
Reamed from			Pipe Size	Trip Time
Reamed to			C.S.G. Set at	Serv. Time
Total Bit Footage			C.S.G. Size	Rep. Time
Bit Hrs.			Pipe in Hole	Jts.
Table R.P.M.			Pipe on Racks	Jts.
Depth	Deviation		Total Pipe on Lease	Jts.
Depth	Deviation			
Depth	Deviation			
Depth	Deviation			

REMARKS:

Time	Wt.	Vis.	Pump Stroke	Pump Pressure	Pit Gauge	Water Added	No. 1 Pump Size	No. 2 Pump Size
4							Liner Size	Liner Size
5							Water-Loss / Filter Cake / PH	
6								
7								
8								
9	~~24~~	24			C250	✓	Mud Added Sacks 22 Sk.	
10		40					Chemicals Added Lbs. 200# Plaster of Paris	
11		45						

CREW		MATERIALS CHARGED TO OPERATOR	
Driller	E. GAUNT 16	Core Bit	Serial
Derrickman	J. ZUREK 16	Reaming Bit	Serial
Cat Headman	U. HAYES 16	Core Cutters SF. HF.	Core Catchers SF. HF.
Rotary Helper	S. STACKNIK 16	Swab Cups	Swab Rubbers
Rotary Helper			
Fireman	S. SHYMANSKY 8		
Leaseman			

REMARKS	FROM	TO
	~~8~~	
Rig up.	8	4.00
Raise Pumps	4.00	
Blow Kelly & Rig To Drill Rat Hole.		8.30
Drilling Rat Hole. Hit Sand & Gravel!	8.30	9.30
Mixing gel.	9.30	10.45
Drilling Rat Hole	10.45	12.00