BRIGGS TROUT RIVER

NO. 4

Drilling Authority No.
Date Issued

WELL NAME Bright Trout River No. 1
FIELD Wildcat
LOCATION: Unit
Area: Trout Lake
Section
Grid
Latitude 60°59'11" N.
Longitude 122°15'02" W.
From Established Reference Marker

Rig Release Date: 13-3-60
Status D & A
Information Release Date 13-3-60

CHANGE OF NAME:

DATE RECEIVED	INDEX
	Application for a Drilling Authority.
	Well Completion Data.
	Well History Report.
	Application to Amend a Drilling Authority.
	Application to change a Well Name.
	Application to Abandon a Well or Suspend Drilling.
	Application to Alter Condition of a Well.
	Well History Supplement.
	Well Completion Data.
	Work-over Report No.
	Application to Commingle Production before Measurement.
	Approval to Commingle Production before Measurement.
	Application to Amend Approval No to Commingle Production before Measurement.
	Application for M.P.R.—Oil.
	New Oil Well Report.
	New Gas Well Report.
	Well Inspection Report.
	Rig Inspection Report.
	Battery Inspection Report.
	Field Abandonment Programme and Approval.
	Well Card.
	Well Visit.
	Daily Drilling Reports.

NANR 52-90(1-61)

60° 59' 11"
120° 15' 02"

FORM "B"

DEPARTMENT OF NORTHERN AFFAIRS AND NATIONAL RESOURCES

NORTHERN ADMINISTRATION BRANCH

RESOURCES DIVISION

#64

For the period from February 27, 1960
to March 13, 1960

REPORT of [redacted] of a Well
ABANDONMENT

Permit No. 903

Name of well Briggs Trout River No. 4 Lease No.

Registered owner D. Todd Briggs Drilling Company Guthrie MacLaren

Location 60° 59' 11" N. Lat. 120°15'02" W. Long.

Survey description, if available

Elevation: Ground 991 Last previous depth 3646

Kelly bushing 1003 Present depth 0

Spudded February 27, 1960 Finished drilling Mar. 9 Rig Released March 13, 1960

Deviations from vertical 180' - 1/2°, 354' - 1°, 535' - 3/4°, 806' - 3/4°, 1040' - 1/2°, 1560' - 0°, 2263' - 1/2°, 2740' - 1/2°, 3222' - 3/4°, 3640' - 1/2°

CASING RECORD

	Date	Size O.D.	Weight lbs/ft	Grade	Set at feet	Sacks Cement	Top of Cement
1	Feb.28/60	8 5/8"	24.0	J-55	289	175	Surface
2							
3							
4							

TUBING RECORD

Size	Wt.Lbs/foot	Grade	Amount	Landed Depth	Remarks

Wellhead .....(Manufacturer)....(Size)....(Series)

Status of well on completion of drilling . . . . . Dry . . . . . .

Producing Zone / Injection Zone . . . . . and formation . . . . . .

Cord intervals . . . . . .

3394 - 3411 - 17'

. . . . . .

. . . . . .

. . . . . .

Interval logged: Induction E-log 288-3640 . . . . . Other logs . . . . . .

R-log 15-3645 . . . . . Sonic 288-3645 . . . . .

M-log . . . . . .

Velocity log . . . . . .

The above logs (~~xxx~~)
(will be) submitted in accordance with Section 65 of the Regulations.

DRILL STEM TESTS

Test No.	Date	Interval Tested	Duration	Results
1	Mar.12/60	3547-3582	60 mins.	35' mud

(If space insufficient, attach further sheet)

(Strike out the non-applicable) (Completion) (Rework) (Recompletion)

Perforations Bullet. . . . . .

Shootings . . . . . .

Hydraulic fracturing . . . . . .

Chemical treatment . . . . . .

Date initial production tests . . . . . .

Initial production data . . . . . .

Pumping or flowing . . . . . .

Plug back . . . . . .

Other . . . . . .

. . . . . .

. . . . . .

. . . . . .

. . . . . .

CEMENT PLUGS SET

Date	Plug set at	Sacks cement	Method	Top found at
Mar.12/60	3320-3642	100	Halliburton	
"	225-340	~~100~~ 75	"	225
	Surface	5		

Washed well samples have been sent to Geological Survey of Canada, Calgary ~~[illegible]~~

Cores will be stored at . . . Hay River, N.W.T. . . . . .

Core analysis (was made) of the Intervals . . . . . .
(to be made)

Oil analysis (was made) of the Intervals. . . . . .
(to be made)

Gas analysis (was made) of the Intervals. . . . . .
(to be made)

Water analysis (was made) of the Intervals. . . . . .
(to be made)

The above analyses (are)
(will be) submitted in accordance with Section 70(2) of the Regulations.

ADDITIONAL DETAILS AND COMMENTS

. . . . . .

. . . . . .

. . . . . .

. . . . . .

. . . . . .

Signed. . . J.B. Marshall For S.C. Sproule & Associates Address . . 1009 - 4th Ave. S.W. . .

Date . . May 12, 1960 . . . . . .

(To be submitted in triplicate in accordance with Sections 68, 69, 70 and 71, of the Territorial Oil and Gas Regulations to the Oil Conservation Engineer at Calgary, Alberta.)

FORM "C"

C A N A D A

DEPARTMENT OF NORTHERN AFFAIRS AND NATIONAL RESOURCES

NORTHERN ADMINISTRATION BRANCH

RESOURCES DIVISION

ABANDON

NOTICE OF INTENTION TO or a Well

~~SUSPEND DRILLING~~

(Strike out operation which does not apply)

In accordance with Sections 68 & 69 of the Territorial Oil and Gas Regulations, notice is hereby given of our intention to

. . ABANDON . . . . . the well named BRIGGS TROUT RIVER #4 . . . . . on Oil

and Gas Permit No. 903 . . Registered in the name of . . . . . .

~~LICENCE No.~~ . . . . D. Todd Briggs Nominee Account . . . . . .

Ground surface . 1001 . . . ft.

Depth . 3646 . feet. Elevation above sea level:

Kelly bushing . 1014 . . . ft.

Location . 60° 59' 07" . . . . . N. Lat. . 120° 15' 02" . . . . . W. Long.

. . . 4900 . . . (~~[illegible]~~) (Permit No. . 903 . . . . . .)

(S. of N. boundary) of (~~LICENCE No.~~ . . . . . .)

. . . 660 . . . (W. of E. boundary) of (Permit No. . 903 . . . . . .)

(~~[illegible]~~) (~~Licence No.~~ . . . . . .)

Survey description, if available . . . . . .

CASING RECORD

Size O.D. inches	Weight lbs/ft	Grade	Amount feet	Set at feet	Sacks cement	Method	to be withdrawn
1 . 8 5/8 .	. 24 .	J55 . . .	275 .	. 288 .	. 175 .	Halliburton	. NIL . . .
2	. . . .	. . . . .	. . . . .	. . . . .	. . . . .	. . . . .	. . . . .
3	. . . .	. . . . .	. . . . .	. . . . .	. . . . .	. . . . .	. . . . .
4. . . .	. . . .	. . . . .	. . . . .	. . . . .	. . . . .	. . . . .	. . . . .

OIL, GAS AND WATER

Oil from . . . . . feet to . . . . . feet From . . . . . feet to . . . . feet with

. . . . . sacks cement

Oil from . . . . . feet to . . . . . feet From . . . . feet to . . . . feet with

. . . . . sacks cement

Gas from . . . . feet to . . . .feet From . . . feet to . . . .feet with . . . . sacks of cement.

Gas from . . . .feet to . . . feet From . . . feet to . . . .feet with . . . . sacks of cement.

Water from . 3582 .feet to 3547 .feet From 3646 .feet to 3325 .feet with . 100 . . sacks cement.

Water from . . . .feet to . . . feet From . . . .feet to . . . .feet with . . . . sacks cement.

Surface and bottom plugs:

1. from . 3646 .feet to 3325 .feet with . 100 .sacks cement.
2. from . 340 .feet to . 240 .feet with . . 75 .sacks cement.
3. from SURFACE PLUG .feet to . . . .feet with . . 5 .sacks cement.

Date of last operation . .. MARCH 12, 1960 . . . . . .Total depth . . 3646 . . . .

Nature of liquid left in well . . MUD . . . . . Level from surface . . SURFACE . . .
on suspension or abandonment

The following logs ~~XXXXXXX~~ have been run . . . INDUCTION - electrical log . . . . . and R-A log. . . . . .

Produced from . . . . . zone and . . . . . .
on abandonment of a well which has been on production.

Present condition of well in addition to above . . . . . .

. . . . . .

. . . . . .

On abandonment or suspension of drilling we shall comply with Sections 68, 69 and 70 of the Regulations.

Program of operation not included above . . . . . .

. . . . . .

. . . . . .

. . . . . .

Responsible agents of permittee or lessee in charge of operation:

At well . ART WHITING . . . . . Postal address . HAY RIVER, N.W.T. . . . .

At registered office . A.M. Lloyd . . . . .Postal address 1117-1st National Bank Blg., DALLAS, 2, Texas, U.S.A.

It is understood that if changes in this Notice of Intention become necessary we will promptly notify you.

dated at . CALGARY . . . this . 12th . . . day of . MARCH . . . . . .19 60. .

Signed by . S.R.L. Harding . . . . . .
S.R.L. Harding, P. Eng.
J.C. SPROULE & ASSOCIATES.

This program is approved subject to the following provisions

Confirming oral approval given 12th March

15th March 1960
Date

Oil Conservation Engineer

(To be submitted in triplicate to the Oil Conservation Engineer at Calgary, Alberta.)

FORM "A"

C A N A D A

DEPARTMENT OF NORTHERN AFFAIRS AND NATIONAL RESOURCES

NORTHERN ADMINISTRATION BRANCH

RESOURCES DIVISION

NOTICE OF INTENTION TO BEGIN DRILLING OPERATIONS

or

TO CARRY OUT A STRUCTURE TEST PROGRAM

In accordance with Section 58 of the Territorial Oil and Gas Regulations, notice is hereby given of our intention to begin drilling a well on Oil and Gas Permit No. . 903 . . registered in the name of Lease No. . . . . .

D. Todd Briggs Nominee Account
Northwest Territories

TYPE OF WELL:

Wildcat . X . . . . . .

Development . . . . . .

Expected total depth . . . 3500 . . . . . feet, in the Slave Point formation of . . Middle Devonian . . age.

The well will be located at 60° 59' 07" . . . . N. Lat 120° 15' 02". W.Long.

. . . 4900' . . (~~[illegible]~~) (Permit No. . . 903 . . . .)
(S. of N. boundary) of (~~[illegible]~~ . . . . . .)
. . . . 660' . . (W. of E. boundary) of (Permit No. . . 903 . . . .)
(~~[illegible]~~) (~~[illegible]~~ . . . . . .)

Survey description of Location, if known . . . . . .

. . . . . .

Approximate surface elevation of . . . 1001 . . . feet above sea level.

Name of well . Briggs Trout River No. 4 . . . . . .

Type of drilling rig . Rotary . . . . . .

Expected date of commencement . . February 26, 1960 . . . . . .

We propose to use the following strings of casing, cementing them as indicated below:

Size O.D. Inches	Weight lbs/ft	Grade	Brand	New or Used	Estimated Depth	Sacks of Cement
1. 8 5/8"	24	J55		New	400	250
2.						
3.						

.. 2

Expected depth of water, gas and oil horizons and method of control:

. . . . 3200' . — Drilling mud and blowout preventers . . . . . .

. . . . . .

. . . . . .

. . . . . .

An electric log will ~~without~~ be run Other logs will ~~without~~ be run

STRUCTURE TEST PROGRAM

Proposed number of holes . . . . . Maximum well depth . . . . . .
enclosed within an area bounded by

. . . . . .N. Latitudes

. . . . . .W. Longitudes

An electric log will / will not be run Other logs will / will not be run

Name and address of drilling contractor Guthrie McLaren Drilling Ltd. . . .
11810 - 124 Street. . . . . .
EDMONTON, Alberta. . . . . .
. . . . . .

Responsible agents of permittee or lessee in charge of operation:

At well Art Whiting . . . . . Postal address Hay River, N. W. T. . .

At registered office . . . . A. M. Lloyd . . . . Postal address 1117 First National Bank Bldg. DALLAS 2, Texas. . . . .

It is understood that if changes in this Notice of Intention become necessary we will promptly notify you.

Dated at Calgary. . this . . 22nd. . . . . day of . February . . . 1960 . . . .

Signed by . A. L. Harding .
J. C. Sproule & Associates

This program is approved subject to the following provisions (if any):

. . . . . .

. . . . . .

. . . . . .

. . . . . .

. . . . . .

23rd February, 1960 . . . . B. R. Sloan . .
Date Oil Conservation Engineer.

(To be submitted in triplicate to the Oil Conservation Engineer at least 15 days prior to the commencement of drilling)

GEOLOGICAL REPORT

BRIGGS TROUT RIVER NO. 4

NORTHWEST TERRITORIES

J. C. SPROULE & ASSOCIATES
GEOLOGICAL & EXPLORATION CONSULTANTS

608 FOURTH AVENUE WEST
CALGARY - ALBERTA

TELEPHONE
AM 6-[illegible]

TABLE OF CONTENTS

SUMMARY OF PERTINENT WELL DATA

Well Name: Briggs Trout River No. 1

Location: Latitude 60° 39' 11" N.
Longitude 120° 15' 02" W.

Elevation: Ground 990.7'
K. B. 1003'

Total Depth: 3642' Driller
3646' Schlumberger

Operator: A. M. Lloyd

Technical Supervision: J. C. Sproule & Associates
Norman Soul, Geologist

Drilling Contractor: Guthrie McLaren Drilling Ltd., Rig No. 2

Spudded: February 27, 1960

Completed: March 13, 1960 Rig released

Status: Plugged and abandoned

Core Summary: Core No. 1 3394' - 3411' Rec. 17'

Drilling Data:

Hole Size	From	To
12 1/4"	Surface	290'
7 7/8"	290'	3642'

Deviation Surveys

180'	1/2°	1238'	0° 3/4°
290'	1/4°	1560'	0°
354'	1°	1590'	0°
445'	1°	1690'	0°
535'	3/4°	2263'	1/2°
640'	1/2°	2740'	1/2°
806'	3/4°	3222'	3/4°
1040'	1/2°	3640'	1/2°

Casing: Surface Casing
7 joints 274.63' x 8 5/8" x 24 lb. J-55 new casing set at 288.80' K.B. and cemented by Halliburton with 175 sacks cement and 3% calcium chloride. Plug down 1:00 A.M. February 28, 1960.

Summary of Drill Stem Tests:

DST No. 1 - 3547'-3582' V.O. one hour. Recovered 35' of salty mud.

Abandonment Program: Plug No. 1 - 100 sacks cement from 3642' - 3320'

Plug No. 2 - 100 sacks cement and 2% calcium chloride from 340' - 225'.

Logs:

Schlumberger	Induction-Electrical Log	3640'-288'
	Sonic Log 1' spacing	3644'-3200'
	3' spacing	3644'-288'
	Gamma Ray-Neutron Log	3645'-15'

Geological Markers:

Age	Formation or Marker	Depth Feet	Elevation Feet
Cretaceous		30	973
Upper Devonian	Wabamun	70	933
	Trout River	590	413
	Grumbler	770	233
	Island River Limestone	1245	-242
	Simpson	1280	-277
Middle Devonian	Muskeg-Keg River	3240	-2237
	Dolomite	3530	-2527
Precambrian		3635	-2632
Total Depth		3642	-2639

DAILY CHRONOLOGICAL WELL REPORT

Well Name: Briggs Trout River No. 4

Location: Latitude 60° 57' 11" N.
Longitude 123° 15' 02" W.

Elevation: 1003'

(Operations ending 12 midnight)

Date	Total Depth Feet	Progress Feet	Days	Remarks
Feb. 27	290	275	1	Guthrie McLaren Drilling Ltd. Rig 2. Spudded in at 11 A.M. Drilled 8 3/4" pilot hole to 45'. Reamed pilot hole and drilled 12 1/4" hole to 290'. Made trip and circulated to condition hole. Running 7 joints surface casing.
Feb. 28	290	0	2	Ran 274.63' x 8 5/8" x 24 lb J-55 casing to 288.80' K.B. Cemented by Howco with 175 sacks and 2% calcium chloride. Plug down at 1 A.M. Slacked off and backed off landing joint. Gas bubbling inside and around casing. Attempted to pull casing. Pressured up casing to 300 lb. Casing found to be holding and cement job was considered to be satisfactory.
Feb. 29	450	160	3	Pressured up casing. Drilled out cement and shoe at 2:30 P.M. Top of cement at 220'. Shoe at 289'. Drilling 7 7/8" hole with Bit No. 1.
Mar. 1	832	382	4	Drilled to 640' at 1:30 P.M. with Bit No. 1. Drilling with Bit No. 2.
Mar. 2	1342	510	5	Drilled to 1087' at 12:30 P.M. with Bit No. 2. Drilling with Bit No. 3.
Mar. 3	2028	686	6	Drilled to 1690' at 1:45 P.M. with Bit No. 3. Drilling with Bit No. 4.
Mar. 4	2635	607	7	Drilled to 2263' at 8:45 A.M. with Bit No. 4. Drilling with Bit No. 5.

Date	Total Depth Feet	Progress	Days	Remarks
Mar. 5	3180	545	8	Drilled to 2641' at 4:15 A.M. with Bit No. 5. Measured out of hole. Drilling with Bit No. 6. Circulating sample.
Mar. 6	3394	214	9	Drilled to 3222' at 4:45 A.M. with Bit No. 6. Drilled to 3394' with Bit No. 7. Circulated sample. Pulling out of hole.
Mar. 7	3443	49	10	Made trip with magnet. Ran in with core barrel and cut Core No. 1 from 3384' to 3411' from 6:30 A.M. to 2:45 P.M. Recovered core and laid down core barrel. Reamed rathole with Bit No. 8. Drilling with Bit No. 8.
Mar. 8	3548	105	11	Drilled to 3502' at 2:15 P.M. with Bit No. 8. Drilling with Bit No. 9.
Mar. 9	3642	94	12	Drilled to 3623' at 3 P.M. with Bit No. 9. Drilled to 3642' total depth at 11 P.M. with Bit No. 10. Circulating waiting on Schlumberger.
Mar. 10	3642	0	13	Circulating waiting on Schlumberger. Made trip to condition hole.
Mar. 11	3642	0	14	Schlumberger on lease at 9 A.M. Started logging at 11 A.M. Finished logging at 11:15 P.M. Running in to condition hole for test.
Mar. 12	3642	0	15	Pulled out of hole at 4 A.M. Ran DST No. 1 from 3547' to 3582'. Valve open 1 hour. Recovered 35' of salty mud. Ran Plug No. 1, 100 sacks cement at 3642' to 3320', in place at 4 P.M. Ran Plug No. 2, 100 sacks cement and 2% calcium chloride from 340' in place at 9:15 P.M. Standing cemented.
Mar. 13	3642	0	16	Felt Plug No. 2 at 225' at 5:45 A.M. Laid down drill pipe and dismantled blow out preventors. Rig released at 8 A.M.

BIT RECORD

Well Name: Briggs Trout River No. 4

Location: Latitude 60° 59' 11" N.
Longitude 120° 15' 02" W.

Bit No.	Make	Type	Size	Depth From Feet	Depth To Feet	Footage	Hours
1	Hughes	SC	8 3/4"	0	45	45	
1A	Hughes	OSC	12 1/4"	45	290	245	
1	Reed	YT	7 7/8"	290	640	350	23
2	"	YT	7 7/8"	640	1087	447	20 1/4
3	"	YT1	7 7/8"	1087	1690	603	20 3/4
4	"	YT3	7 7/8"	1690	2263	573	16 1/2
5	"	YT3	7 7/8"	2263	2741	478	17 1/4
6	"	YT3	7 7/8"	2741	3222	481	19 3/4
7	"	YT1	7 7/8"	3222	3394	172	14
7A	Diamond	C11	6 1/8"	3394	3411	17	8
8	Reed	YT	7 7/8"	3411	3502	91	19 3/4
9	"	YT	7 7/8"	3502	3623	121	21 1/2
10	"	YS1	7 7/8"	3623	3642	19	5

MUD RECORD

Well Name: Trinity Trout River No. 1

Location: Latitude 60° 50' 11" N.
Longitude 120° 15' 02" W.

Date	Depth From Feet	Depth To Feet	Av. Wt. lb/US gal.	Av. Visc. Seconds	Av. Water Loss cc in 30 min.	Additives
Feb. 27	0	290	9.1	54	-	Gel 7600 lb; Bicart 10 lb.
Feb. 28	290	290	-	-	-	Bicarb 100 lb.
Feb. 29	290	450	9.0	92	8.6	Gel 5400 lb; Bicart 600 lb; My-lo-jel 150 lb; Caustic 50 lb; Spersene 50 lb.
Mar. 1	450	832	9.3	78	5.2	Gel 1800 lb; My-lo-jel 500 lb; Spersene 350 lb; Caustic 350 lb.
Mar. 2	832	1342	9.3	99	4.6	Gel 1100 lb; My-lo-jel 400 lb; Spersene 200 lb; Caustic 200 lb.
Mar. 3	1342	2028	10.3	76	4.4	Gel 1000 lb; My-lo-jel 400 lb; Spersene 150 lb; Caustic 150 lb.
Mar. 4	2028	2635	10.9	105	4.8	Gel 600 lb; My-lo-jel 400 lb; Spersene 250 lb; Caustic 250 lb.
Mar. 5	2635	3180	10.9	98	4.6	Gel 600 lb; My-lo-jel 350 lb; Spersene 450 lb; Caustic 300 lb.
Mar. 6	3180	3394	11.2	90	4.0	Gel 700 lb; My-lo-jel 350 lb; Spersene 300 lb; Caustic 275 lb.

Date	Depth From Feet	Depth To Feet	Av. Wt. lb/US gal.	Av. Visc. Seconds	Av. Water Loss cc in 30 min.	Additives
Mar. 7	3394	3443	11.2	130	4.2	Gel 1700 lb; My-lo-jel 400 lb; Spersene 200 lb; Caustic 175 lb.
Mar. 8	3443	3548	10.9	98	4.0	Gel 1900 lb; My-lo-jel 400 lb; Spersene 200 lb; Caustic 200 lb.
Mar. 9	3548	3642	10.9	123	4.6	Gel 900 lb; My-lo-jel 300 lb; Spersene 200 lb; Caustic 200 lb.
Mar. 10	3642	3642	10.3	150	4.6	Gel 1100 lb; My-lo-jel 200 lb; Spersene 300 lb; Caustic 250 lb.
Mar. 11	3642	3642	10.7	182	4.7	-
Mar. 12	3642	3642	10.8	170	-	-

SURFACE CASING

Well Name: Briggs Trout River No. 4

Location: Latitude 60° 59' 11" N.
Longitude 120° 15' 02" W.

Casing 8 5/8" x 24# J-55 New casing

Tally	1	39.75	
	2	37.82	
	3	36.93	
	4	39.03	
	5	40.00	
	6	39.46	
	7	39.64	
	8	2.00	Shoe
		274.63	

Total depth of hole	290' K.B.
Size of hole	12 1/4"
Depth casing set	288.80' K.B.
Amount of cement	175 sacks
Addition to cement	3% calcium Chloride
Service Company	Halliburton Oil Well Cementing Company
Date and time of completion	February 28, 1960 1:00 A.M.
Cement circulated to surface	
Kelly Bushing to casing head	12:40'

TIME DRILLING RECORD

Well Name: Briggs Trout River No. 4

Location: Latitude 60° 59' 11" N.
Longitude 120° 15' 02" W.

Depth Feet	Time in Minutes
3300-3310	4, 5, 4, 4, 4, 4, 6, 7, 4, 6
3310-3320	4, 5, 4, 4, 6, 5, 5, 7, 6, 5
3320-3330	6, 6, 6, 5, 7, 7, 5, 6, 7, 6
3330-3340	6, 5, 7, 5, 5, 6, 6, 5, 5, 6
3340-3350	4, 4, 5, 5, 4, 5, 5, 5, 5, 5
3350-3360	6, 5, 5, 6, 6, 5, 5, 6, 6, 5
3360-3370	5, 5, 5, 4, 5, 6, 4, 5, 5, 5
3370-3380	6, 5, 5, 5, 5, 6, 6, 6, 7, 8
3380-3390	7, 6, 9, 7, 8, 9, 11, 9, 12, 10
3390-3394	8, 9, 9, 11
	One Foot Coring Time
3394-3411	30, 26, 22, 21, 25, 21, 33, 24, 23, 26, 24, 30, 30, 31, 33, 36, 35
	One Foot Drilling Time
3411-3420	7, 7, 7, 6, 8, 6, 6, 6, 8
3420-3430	8, 8, 7, 8, 8, 7, 7, 8, 8, 7
3430-3440	9, 7, 10, 9, 7, 9, 9, 7, 8, 9
3440-3450	9, 10, 9, 11, 9, 11, 12, 12, 11, 12
3450-3460	12, 14, 11, 13, 12, 11, 12, 13, 12, 13
3460-3470	14, 14, 10, 19, 12, 16, 13, 13, 15, 14
3470-3480	17, 17, 14, 17, 12, 16, 15, 15, 14, 15
3480-3490	12, 14, 15, 12, 12, 14, 13, 14, 14, 14
3490-3500	17, 15, 18, 21, 19, 18, 18, 11, 19, 17
3500-3502	18, 19
	New Bit
3502-3510	10, 10, 10, 10, 12, 12, 10, 11
	One Foot Drilling Time
3510-3520	11, 9, 10, 11, 9, 10, 10, 10, 9, 8
3520-3530	9, 9, 8, 9, 10, 11, 8, 10, 10, 8

Depth Feet	Time in Minutes
3530-3540	9, 10, 6, 7, 6, 6, 7, 7, 8, 9
3540-3550	10, 7, 6, 7, 8, [illegible], [illegible], [illegible], [illegible], 14
3550-3560	8, 7, 12, 11, 6, 9, 11, 11, 9, 11
3560-3570	3, 4, 4, 7, 4, 7, 5, 9, 8, 6
3570-3580	7, 9, 6, 7, 9, 4, 4, 9, 7, 9
3580-3590	12, 14, 9, 10, 7, [illegible], 10, 9, 12, 12
3590-3600	10, 7, 13, 10, 11, 13, 9, 11, 11, 8
3600-3610	10, 10, 11, 12, 10, 16, 18, 15, 17, 16
3610-3620	16, 16, 16, 19, 18, 19, 9, 14, 13, 20
3620-3623	14, 10, 51
	New Bit
3623-3630	6, 7, 7, 8, 8, 6, 8
3630-3640	6, 5, 5, 5, 7, 12, 22, 25, 29, 39
3640-3642	36, 45

SAMPLE DESCRIPTION

Well Name: Briggs Trout River No. 4

Location: Latitude 60° 59' 11" N.
Longitude 123° 15' 02" W.

Elevation: 1000'

Depth feet	Description
Surface-30	Glacial drift, clay, sand, gravel.
CRETACEOUS	
30-70	Shale, dark grey, soft, fissile. Very pyritic at 50' - 70'.
UPPER DEVONIAN	
	Wabamun Group
70-110	Shale, green, non-calcareous; Shale, dark grey, as above.
110-120	Shale, green, brown and dark grey, non-calcareous.
120-130	Shale, light grey, soft, calcareous; Shale, light brown, soft, calcareous; Shale, light green, soft, calcareous.
130-160	Shale, dark grey, non-calcareous; Shale, grey, brown and green, as above.
160-270	Shale, light greenish grey and light grey, soft, fissile, calcareous.
270-280	Limestone, buff to light brown, dense to cryptocrystalline, fossiliferous, pyritic, slightly argillaceous.
280-290	Limestone, buff, dense to cryptocrystalline, fossiliferous.
290-350	Limestone, cream coloured, dense to cryptocrystalline, clean, fossiliferous, slightly pyritic at top.
350-360	Limestone, dark buff, silty and argillaceous, fossiliferous.
360-510	Limestone, buff to cream coloured, dense to microcrystalline, slightly silty in part, fossiliferous.

Depth Feet	Description
510-590	Limestone, buff, dense to microgranular, slightly silty.
	Trout River Formation
590-600	Limestone, buff, microgranular and microcrystalline, silty.
600-610	Limestone, grey, microgranular and microcrystalline, silty.
610-650	Limestone, light buff, microcrystalline, slightly silty, pyritic at 620'.
650-660	Limestone, light buff to light grey, microgranular, very silty.
660-700	Limestone, dark buff to dull greenish grey, microgranular and microcrystalline, very silty and argillaceous, fossiliferous.
70 -720	Siltstone, light grey to greenish grey, calcareous, thin partings of green shale; grades into very fine grained light grey sandstone.
720-770	Sandstone, light grey, very fine-grained, calcareous, with irregular partings of green shale, traces of glauconite.
	Gruhler Formation
770-800	Limestone, cream coloured, fossiliferous, fragmental, reefoidal.
800-810	Limestone, cream coloured, dense, chalky.
810-820	Limestone, buff to light brown, dense to cryptocrystalline.
820-830	Limestone, light grey to light greenish grey, dense to cryptocrystalline.
830-840	Limestone, buff to light brown, dense to cryptocrystalline.
840-850	Siltstone, greenish grey, glauconitic, calcareous grading into very fine grained sandstone.
850-860	Limestone, light buff, dense to cryptocrystalline, siliceous, possible quartz vein; Limestone, greenish grey, microgranular, silty.
860-870	Siltstone, greenish grey, calcareous.
870-880	Limestone, greenish grey, argillaceous.
880-890	Limestone, grey to buff, dense to microcrystalline, silty.
890-900	Limestone, grey to buff, microgranular, very silty, fossiliferous.
900-910	Siltstone, greenish grey, calcareous, partings of green shale.

Depth Feet	Description
910-920	Limestone, grey to buff, microgranular and microcrystalline, very silty.
920-930	Interbedded siltstone, greenish grey, calcareous and shale, green, silty, calcareous.
930-990	Limestone, grey to buff, microgranular, very silty, green shale partings.
990-1000	Limestone, grey to buff, dense to fossiliferous fragmental, silty.
1000-1010	Siltstone, green, calcareous, argillaceous and shale, green, silty, calcareous.
1010-1040	Shale, green, slightly calcareous, interbedded with siltstone, green, argillaceous and limestone, greenish grey, microcrystalline, argillaceous and silty.
1040-1110	Shale, dark green, non-calcareous to slightly calcareous with thin bands of limestone, grey to buff, microcrystalline and microgranular, fossiliferous, minor shale, brown, non-calcareous.
1110-1120	Limestone, light grey to buff, dense to microcrystalline, silty in part.
1120-1150	Shale, dark green, non-calcareous with minor interbedded silty limestone and calcareous siltstone.
1150-1160	Siltstone, greenish grey, calcareous grading into limestone, very silty.
1160-1220	Shale, green, silty, calcareous, and shale, dark green, non-calcareous and shale, dark greenish grey, non-calcareous.
1220-1240	Limestone, grey and greenish grey, microgranular and microcrystalline, fossiliferous, silty and argillaceous; shale, dark grey and dark greenish grey, non-calcareous.
	Island River Limestone - 1245'
1240-1250	Limestone, dark buff, microgranular, argillaceous and silty, contains fossil fragments.
125[illegible]-1260	Limestone, buff and dark buff, dense to microgranular.
1260-1270	Limestone, grey to buff, granular to fossiliferous, fragmental, silty and argillaceous, near reef or reefoidal.
1270-1280	Shale, dark green, non-calcareous and shale, slightly silty, slightly calcareous with interbedded fossiliferous fragmental, reefoidal or reef-detrital limestone.

Depth Feet	Description
	Simpson Formation
1280-1320	Shale, dark green and brownish grey, non-calcareous.
1320-1330	Siltstone, greyish green, calcareous, micaceous.
1330-1340	Shale, brown, non-calcareous, interbedded with green shale, non-calcareous.
1340-1370	Shale, green, with minor brown shale, as above.
1370-1400	Shale, dark green, brown and dark grey, non-calcareous.
1400-1430	Shale, dark brown and dark greyish brown, non-calcareous.
1430-1440	Shale, dark green, minor brown shale, as above.
1440-1520	Shale, brown and brownish grey, minor green shale, non-calcareous and siltstone, greenish grey, calcareous.
1520-1530	Interbedded shale, green and brown, non-calcareous and siltstone, greenish grey, calcareous.
1530-1580	Sandstone, green and greyish green, very fine-grained, micromicaceous, calcareous; minor interbedded shale, green and brown, non-calcareous.
1580-1780	Interbedded shale, green and brown, non-calcareous; minor siltstone, greenish grey, calcareous.
1780-1850	Shale, brown, fissile, slightly calcareous, traces of fossils, interbedded with minor green, silty shale, slightly calcareous.
1850-1860	Interbedded shale, green and brown, slightly calcareous.
1860-1870	Siltstone, greenish grey and greyish white, calcareous, argillaceous.
1870-1920	Interbedded shale, green and brown, slightly calcareous, with minor siltstone, as above.
1920-1960	Sandstone, greenish grey, very fine-grained, calcareous, grading into siltstone; Limestone, greenish grey, sandy and silty, fossiliferous, fragmental.
1960-2040	Interbedded shale, green and brown, as above, minor siltstone, calcareous.
2040-2070	Interbedded shale, green and brown, slightly calcareous.

Depth feet	Description
2070-2170	As above, with interbedded siltstone, greenish grey, calcareous.
2170-2270	Interbedded shale, green and brown, silty in part, slightly calcareous.
2270-2290	Shale, green, fissile, slightly calcareous with minor interbedded siltstone, greenish grey, calcareous.
2290-2350	Interbedded shale, green and brown, non-calcareous to slightly calcareous.
2350-2370	Interbedded shale, green and brown, as above, and siltstone, greenish grey, calcareous.
2370-2540	Shale, dark green, non-calcareous to slightly calcareous; minor interbedded brown shale, non-calcareous.
2540-3100	Interbedded shale, reddish brown, brown, and green, non-calcareous to slightly calcareous.
3100-3120	Shale, dark green, non-calcareous.
3120-3130	Shale, reddish brown, fissile, non-calcareous; Shale, green, as above.
3130-3140	Shale, dark grey, non-calcareous; Shale, green, non-calcareous; Shale, brown, non-calcareous.
3140-3165	Shale, green, non-calcareous; Minor dark grey and brown shale, as above; Minor siltstone, greenish grey, calcareous.
3165-3175	Shale, dark brown, bituminous, non-calcareous, pyritic in part.
3175-3190	Shale, dark grey, slightly bituminous, slightly calcareous; Shale, brown, slightly calcareous; Shale, dark green, slightly calcareous.
3190-3200	Shale, dark brown and dark brownish grey, bituminous; Shale, brown and green, as above.
3200-3210	Shale, reddish brown, brown, and green, non-calcareous; Minor shale, dark brown, bituminous.
3210-3230	Interbedded shale, brown and green, slightly calcareous to non-calcareous.
3230-3240	Shale, dark brown to black, bituminous, non-calcareous; in part slightly silty and slightly calcareous.

Depth Feet	Description
MIDDLE DEVONIAN	
	Muskeg-Ker River Equivalent
3240-3250	Limestone, dark brown, very argillaceous, very bituminous.
3250-3260	Limestone, buff to dark brown, microgranular and microcrystalline, argillaceous, very bituminous, pyritic.
3260-3275	Shale, dark brown, bituminous.
3275-3295	Limestone, buff and dark brown to black, speckled, granular, very bituminous, fossiliferous, pyritic, with minor interbedded black bituminous shale, as above.
3295-3340	Limestone, light brown, crystalline, sugary texture, and granular to microgranular, bituminous, with interbedded dark brown to black, bituminous shale.
3340-3380	Shale, dark brown to black, bituminous, calcareous; Shale, green, slightly silty, slightly calcareous; Shale, brown, non-calcareous.
3380-3385	Limestone, buff to dark brown, speckled appearance, microcrystalline and microgranular, bituminous, argillaceous.
3385-3394	Limestone, buff to brown, mottled, fragmental, irregular partings of black bituminous shale and green shale, fossiliferous, slightly pyritic.
3394-3411	Cored. Limestone with shale partings, as above.
3411-3425	Limestone, buff to dark brown, argillaceous, bituminous, fossiliferous, dense to microcrystalline, fragmental in part.
3425-3435	Limestone, buff to brown, microcrystalline to microgranular, argillaceous, partings of bituminous shale.
3435-3445	Limestone, buff to dark brown, microgranular, argillaceous, bituminous partings, fragmental in part, fossiliferous.
3445-3485	Limestone, dark brown, dense to microcrystalline, bituminous; Limestone, as above; probably breccia.
3485-3490	Limestone, dark brown, bituminous, and buff, fragmental, leached and dolomitized, reefoidal; vugs filled with white and brown anhydrite and milky quartz.
3490-3495	Limestone, buff to dark brown, mottled, dense to microcrystalline, bituminous, argillaceous.

Depth feet	Description
3495-3500	Limestone, brown to dark brown, dense to microcrystalline and fragmental, bituminous partings, scattered vugs lined with bitumen.
3500-3510	Limestone, dark brown, finely crystalline, bituminous.
3510-3520	Limestone, brown to dark brown, finely crystalline to microcrystalline, mottled in part, bituminous.
3520-3530	Limestone, buff to brown, mottled, microcrystalline and microgranular, bituminous, fossiliferous, traces of intergranular and intercrystalline porosity.
3530-3535	Dolomite, brown, dense to microcrystalline, traces of vugs, argillaceous.
3535-3540	Limestone, buff to brown, mottled, granular, chalky in part, argillaceous, traces of porosity.
3540-3545	Dolomite, buff, dense to cryptocrystalline, evaporitic type; Dolomite, buff to dark brown, mottled, microcrystalline, bituminous partings.
3545-3560	Dolomite, buff to dark brown mottled, microcrystalline, argillaceous, bituminous, resinous lustre; some fragments exhibit good intercrystalline porosity, reefoidal.
3560-3565	Dolomite, buff to light brown, microcrystalline to finely crystalline in part and microgranular to fragmental in part, reefoidal, calcite infilling, poor to fair intergranular and intercrystalline porosity.
3565-3570	Dolomite, buff to dark brown, dense to microcrystalline, argillaceous; Dolomite, as above.
3570-3585	Dolomite, buff to dark brown, mottled in part, dense to microcrystalline, bituminous partings, argillaceous.
3585-3600	Dolomite, buff to light brown, dense to microcrystalline, calcite veins, bituminous partings.
3600-3610	Dolomite, buff, dense to cryptocrystalline.
3610-3615	Dolomite, grey, buff and brown, dense to microcrystalline.
3615-3620	Breccia consisting of shale, bright green, waxy, pyritic, and dolomite, grey to brown, dense, pyritic; bituminous shale partings; shale similar to that in typical Watt Mountain breccia.

Depth feet	Description
3620-3625	Sandstone, greyish white, medium to coarse grained, quartzitic, poorly sorted, pyritic; appears to be definitely of sedimentary origin and not a quartz vein.
3625-3630	Breccia, consisting of dolomite, grey to buff, dense to cryptocrystalline, milky quartz, buff fragmental limestone and green shale, anhydritic, pyritic.
3630-3635	Detrital zone made up of a well cemented conglomerate of dolomite, quartz grains, anhydritic and fossil fragments, pyritic.
PRECAMBRIAN	
3635-3642	Granite, greyish brown consisting of quartz, feldspar and dark coloured mica; only very slight evidence of weathering.
T.D.	3642'

DRILL STEM TEST REPORT

TEST No. 1 Run No. 1

Well Name Briggs Trout River Well No. 4
Field Wildcat
Testing Company Lynes United Services Ltd.
Date Commenced March 12, 1960

District Trout River
Province Northwest Territories
Operator C. Hank
Date Completed March 12, 1960

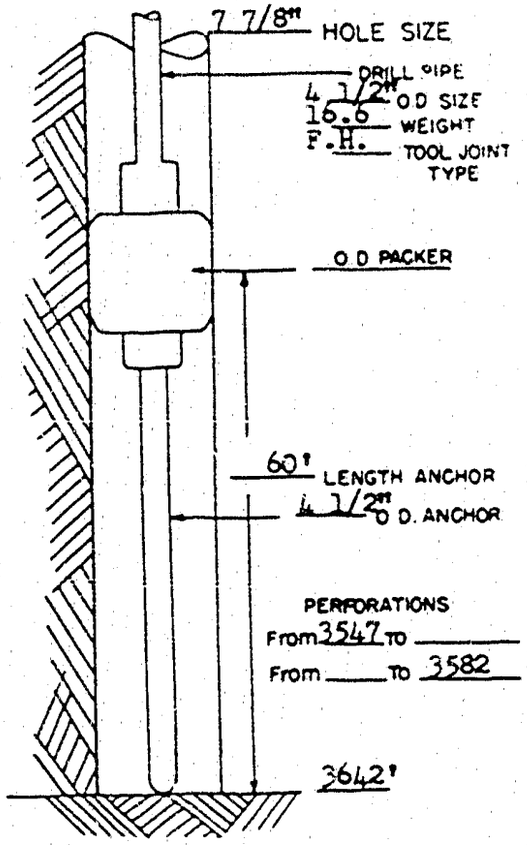

Formation Tested Middle Devonian Dolomite
Section Tested. From 3547 To 3582 ft.
Mud Properties: Wt. 10.8 Vis. 170 sec.
Filtrate 4.2 c.c. Filter Cake 2/32 Gel
Water Cushion Nil ft.
Type of Packer Straddle
Choke Size, surface Bottom Hole 1/2"

	Time	Remarks
Tester started in hole	5:30 a.m.	
Tester on bottom	6:45 a.m.	Initial shut in 30 min.
Tester opened	7:45 a.m.	
Tester closed	8:45 a.m.	Final shut in 30 min.
Tester pulled loose	9:15 a.m.	
Tester out of hole	10:30 a.m.	
Total time tester open	60 min.	

Weight:
Set on Packer lbs. Pull Packer Loose lbs.
Weight drill pipe Before Test After Test
Mud level in casing Full
Nature of Blow Small
Maximum Surface Pressure
Maximum Trap Pressure

Gas Flow: Nil MCF/day: How Gauged By
Oil Flow bbls. in hrs: Est. 24-hr. Flow Rate How Gauged
Size flow line Inch. I.D. Size Orfice inch.

Recovery in Drill Pipe:

					Remarks
Free oil	stands	feet		bbls.	
Mud	stands 35	feet 1/2		bbls.	salty mud Resistivity 0.25 at 65°F
Water	stands	feet		bbls.	

Gravity of oil ° API @ °F.
Oil sample obtained Water sample obtained

Pressures:

Type of pressure bomb (s) used Kuster AKT
Maximum Flowing Pressure 57 PSI
Minute Shut in Pressure 1160 PSI
Static Mud Pressure after unseating packer 1990 PSI
Mechanically, was Test satisfactory? Yes

REMARKS:
Fair initial puff, small air blow

Engineer: Norman Soul, P.Eng.

J. C. SPROULE & ASSOCIATES, CALGARY.

GEOLOGICAL AND ENGINEERING SUMMARY

Well Name: Frigga Trout River No. 4

Location: Latitude [illegible]° [illegible]' [illegible]" N.
Longitude 120° 1[illegible]' 0[illegible]" W.

Frigga Trout River No. 4 well was drilled three miles northeast of Frigga Trout River No. 2 well. It is located in the northeast corner of Oil and Gas Permit No. 90[illegible] registered in the name of D. Toll Frigga.

The well was located on the basis of seismic work which indicated the probability of a sharp drop off on the top of the Middle Devonian limestone section found in Trout River No. 2.

The top of the Middle Devonian limestone was reached at 3240 feet. The white limestone section found in the No. 2 well is absent in No. 4. The dolomite zone which occurs at 3000 feet in Turkey Lake No. 1 and at 4200 feet in Trout River No. 1 is present in the No. 4 well from 3550 feet to 3615 feet. A drill stem test of the interval 3547 feet to 3582 feet yielded 35 feet of salty oil in one hour. The well was carried some seven feet into the Precambrian granite to a total depth of 3642 feet and abandoned.

The stratigraphic evidence obtained from this well indicates that the Middle Devonian Slave Point formation may be absent in the Trout River area. This may be confirmed by regional studies.

Norman Soul
Norman Soul, P.Eng.

S.R.L. Harding
S.R.L. Harding, P.Eng.

1009 - 4th Avenue S.W.,
Calgary, Alberta,
April 29, 1960.

D. Todd Briggs - Nominee	Briggs Trout River No. 4	1	March 12, 1960
COMPANY	WELL NAME AND NUMBER	TEST NO.	DATE

LYNES UNITED SERVICES LTD.

1000 - 10th AVENUE S.W., CALGARY, ALBERTA

SERVICE REPORT

UNITED TESTERS LTD.

1000 - 10th Ave. West UTL Calgary, Alberta

Phone CHerry 4-0506

TYPE OF TEST Formation, Straddle.

INTERVAL TESTED 3547' to 3582'
Total Depth 3642'
HOLE SIZE 7 7/8" MUD WT. 10.8

FLUID CUSHION Nil

FLOW PERIOD 60 minutes

INITIAL SHUT-IN PER 30 minutes

FINAL SHUT-IN PER 30 minutes

BLOW Fair initial puff, small air blow.

FLUID RECOVERY 35' muddy salt water.

TEMP. M.C.F.

SUR. CHOKE BOT. CHOKE 1/2"

TICKET NO. 783

PRESSURE READINGS

Inside:
REC. NO. 909 CAP. 4000 DEPTH 3557'

		POINTS
INITIAL HYD.	No	1
INITIAL SHUT-IN	Chart	2
INITIAL FLOW		3
FINAL FLOW		4
FINAL SHUT-IN	Clock	5
FINAL HYD.	Stopped.	6

PRESSURE READINGS

Outside:
REC. NO. 904 CAP. 5000 DEPTH 3562'

		POINTS
INITIAL HYD.	2005	1
INITIAL SHUT-IN	1483	2
INITIAL FLOW	42	3
FINAL FLOW	57	4
FINAL SHUT-IN	1160	5
FINAL HYD.	1990	6

REMARKS

D. Todd Briggs - Nominee,

Briggs Trout River No. 4

D.S.T. No. 1

March 12, 1960

PRESSURES ON BUILD-UP

Rec. No. 3 Cap. 3000 Depth 3578'
Initial Hyd. 2015
Final Hyd. 2015

D. Todd Briggs - Nonduce
COMPANY

Briggs Trout River No. 4
WELL NAME AND NUMBER

1
TEST NO.

March 12, 1960
DATE





COMPANY

Briggs Trout River No. 4
WELL NAME AND NUMBER

1
TEST NO

March 12, 1960
DATE

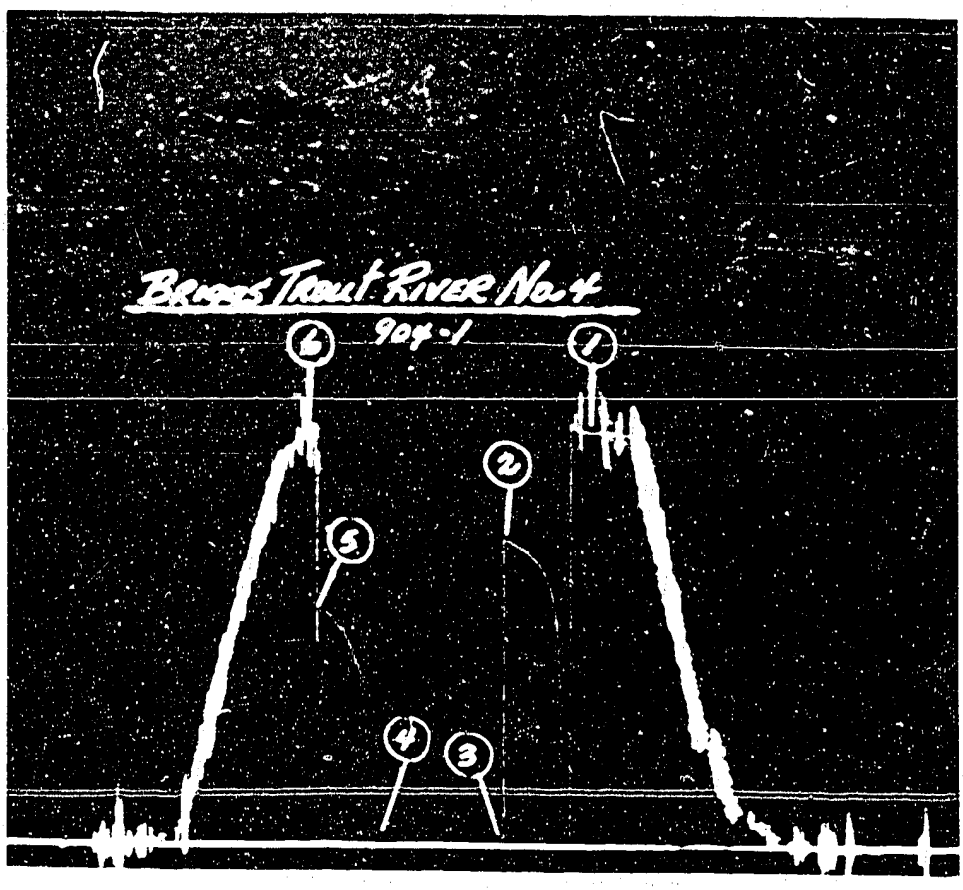



GUTHRIE McLAREN DRILLING LTD.

Company Representative: Astrel Stirling

Tool Pusher: B. Robertson

Date: March 13th/60

Well No. Briggs Trout River #4

Lsd. ..... Sec. ..... Twp. ..... Rge. ..... W. .....

Drilled From ..... To ..... Hole Made .....

Bit No.			No. Stds.	Length
Serial No.			No. D.C.'s	Length
Bit Size				Length
Bit Type				Length
Dr. from			Kelly in —	
Dr. to			TOTAL —	
Cored from			D.C.O.D. Top	Hrs. On Bottom
Cored to			D.C.I.D. Top	Hrs. Off Bottom
Reamed from			Pipe Size	Trip Time
Reamed to			C.S.G. Set at	Serv. Time
Total Bit Footage			C.S.G. Size	Rep. Time
Bit Hrs.			Pipe in Hole	Jts.
Table R.P.M.			Pipe on Racks	Jts.
			Total Pipe on Lease	Jts.

Diesel Fuel Meter Reading: Today 14 / Yesterday / Consumption ..... Gals.

Depth ..... Deviation .....
Depth ..... Deviation .....
Depth ..... Deviation .....
Depth ..... Deviation .....

Time	Wt.	Vis.	Pump Stroke	Pump Pressure	Pit Gauge	Water Added	No. 1 Pump Size	No. 2 Pump Size
12							Liner Size	Liner Size
1							Water-Loss / Filter Cake	PH
2								
3								
4								
5							Mud Added Sacks	
6							Chemicals Added Lbs.	
7								

CREW
Driller: T. BAMFORD
Derrickman: J. LEMMINER
Cat Headman: P. HUCULAK
Rotary Helper: M. LAFRENTZ
Rotary Helper:
Fireman: D. MACKEY
Leaseman:

MATERIALS CHARGED TO OPERATOR
Core Bit ..... Serial .....
Reaming Bit ..... Serial .....
Core Cutters SF. HF. ..... Core Catchers SF. HF. .....
Swab Cups ..... Swab Rubbers .....

REMARKS	FROM	TO
WOC	12:00	5:15
Rad. & Felt Plug #2	5:15	5:45
LAY DOWN DRILL PIPE	5:45	6:15
TEARING OUT B.O.P's	6:15	8:00
Plug #2 Felt. @ 225' IN 2 HRS		

Drilled From ..... To ..... Hole Made .....

Bit No.			No. Stds.	Length
Serial No.			No. D.C.'s	Length
Bit Size				Length
Bit Type				Length
Dr. from			Kelly in —	
Dr. to			TOTAL —	
Cored from			D.C.O.D. Top	Hrs. On Bottom
Cored to			D.C.I.D. Top	Hrs. Off Bottom
Reamed from			Pipe Size	Trip Time
Reamed to			C.S.G. Set at	Serv. Time
Total Bit Footage			C.S.G. Size	Rep. Time
Bit Hrs.			Pipe in Hole	Jts.
Table R.P.M.			Pipe on Racks	Jts.
			Total Pipe on Lease	Jts.

REMARKS:

Depth ..... Deviation .....
Depth ..... Deviation .....
Depth ..... Deviation .....
Depth ..... Deviation .....

Time	Wt.	Vis.	Pump Stroke	Pump Pressure	Pit Gauge	Water Added	No. 1 Pump Size	No. 2 Pump Size
8							Liner Size	Liner Size
9							Water-Loss / Filter Cake	PH
10								
11								
12								
1							Mud Added Sacks	
2							Chemicals Added Lbs.	
3								

CREW
Driller: F. LACASSE
Derrickman: J. SEERS
Cat Headman: N. GRAGSTAHLER
Rotary Helper: L. THOMAS
Rotary Helper:
Fireman: L. DOPERSON
Leaseman:

MATERIALS CHARGED TO OPERATOR
Core Bit ..... Serial .....
Reaming Bit ..... Serial .....
Core Cutters SF. HF. ..... Core Catchers SF. HF. .....
Swab Cups ..... Swab Rubbers .....

REMARKS	FROM	TO
DISMANTLE B.O.P's	8	12
TEARING OUT	12	4
Rig released 8 AM		

Drilled From ..... To ..... Hole Made .....

Bit No.			No. Stds.	Length
Serial No.			No. D.C.'s	Length
Bit Size				Length
Bit Type				Length
Dr. from			Kelly in —	
Dr. to			TOTAL —	
Cored from			D.C.O.D. Top	Hrs. On Bottom
Cored to			D.C.I.D. Top	Hrs. Off Bottom
Reamed from			Pipe Size	Trip Time
Reamed to			C.S.G. Set at	Serv. Time
Total Bit Footage			C.S.G. Size	Rep. Time
Bit Hrs.			Pipe in Hole	Jts.
Table R.P.M.			Pipe on Racks	Jts.
			Total Pipe on Lease	Jts.

REMARKS:

Depth ..... Deviation .....
Depth ..... Deviation .....
Depth ..... Deviation .....

Time	Wt.	Vis.	Pump Stroke	Pump Pressure	Pit Gauge	Water Added	No. 1 Pump Size	No. 2 Pump Size
4							Liner Size	Liner Size
5							Water-Loss / Filter Cake	PH
6								
7								
8								
9							Mud Added Sacks	
10							Chemicals Added Lbs.	
11								

CREW
Driller: M. CLARK
Derrickman: H. HOCUTHK
Cat Headman:
Rotary Helper: D. TINDALL
Rotary Helper: F. SIBBESTON
Fireman: H. ROCCIF
Leaseman:

MATERIALS CHARGED TO OPERATOR
Core Bit ..... Serial .....
Reaming Bit ..... Serial .....
Core Cutters SF. HF. ..... Core Catchers SF. HF. .....
Swab Cups ..... Swab Rubbers .....

REMARKS	FROM	TO
TEARING OUT	5:30	4:00

GUTHRIE McLAREN DRILLING LTD.

Company Representative: [illegible]

Tool Pusher: B. Robertson

Date: MARCH 12 60

Well No. BRIGGS TROUT RIVER #4

Lsd. ..... Sec. ..... Twp. ..... Rge. ..... W. .....

Drilled From ..... To ..... Hole Made .....

Bit No.	
Serial No.	
Bit Size	
Bit Type	
Dr. from	
Dr. to	
Cored from	
Cored to	
Reamed from	
Reamed to	
Total Bit Footage	
Bit Hrs.	
Table R.P.M.	

No. Stds.	Length
No. D.C.'s	Length
	Length
	Length
Kelly in	
TOTAL	
D.C.O.D. Top 6 1/4	Hrs. On Bottom
D.C.I.D. Top 2 7/8	Hrs. Off Bottom
Pipe Size 4 1/2	Trip Time
C.S.G. Set at 509	Serv. Time
C.S.G. Size 8 5/8	Rep. Time
Pipe in Hole Jts.	Diesel Fuel Meter Reading
Pipe on Racks Jts.	Today 1 FT 2"
Total Pipe on Lease Jts.	Yesterday
	Consumption Gals.

Depth ..... Deviation .....
Depth ..... Deviation .....
Depth ..... Deviation .....
Depth ..... Deviation .....

Time	Wt.	Vis.	Pump Stroke	Pump Pressure	Pit Gauge	Water Added	No. 1 Pump Size 7 1/4 x 14	No. 2 Pump Size
12	10.5	70				3/4	Liner Size 6 3/4	Liner Size
1							Water-Loss	Filter Cake / PH
2								
3								
4								
5							Mud Added Sacks	
6							Chemicals Added Lbs.	
7								

CREW: Driller D. CLARK; Derrickman H. HUCULAK; Cat Headman D. TINDALL; Rotary Helper E. STRESTON; Fireman H. BUCHF; Leaseman

MATERIALS CHARGED TO OPERATOR: Core Bit / Serial; Reaming Bit / Serial; Core Cutters SF. HF. / Core Catchers SF. HF.; Swab Cups / Swab Rubbers

REMARKS	FROM	TO
RUN IN	12:00	12:30
CIRC CLEAN OUT HOLE PRIOR TO	12:30	
RUNNING PACKER		2:45
PULL OUT	2:45	4:00
PICK UP MAKE UP PACKER ASSEMBLY	4:00	5:30
RUN IN W/ PACKER	5:30	6:45
TESTING	6:45	8:00

Drilled From ..... To ..... Hole Made .....

Bit No.	
Serial No.	
Bit Size	
Bit Type	
Dr. from	
Dr. to	
Cored from	
Cored to	
Reamed from	
Reamed to	
Total Bit Footage	
Bit Hrs.	
Table R.P.M.	

No. Stds.	Length
No. D.C.'s	Length
	Length
	Length
Kelly in	
TOTAL	
D.C.O.D. Top 6 1/4	Hrs. On Bottom
D.C.I.D. Top 2 7/8	Hrs. Off Bottom
Pipe Size 4 1/2	Trip Time
C.S.G. Set at 989	Serv. Time
C.S.G. Size 8 5/8	Rep. Time
Pipe in Hole Jts.	REMARKS:
Pipe on Racks Jts.	
Total Pipe on Lease Jts.	

Depth ..... Deviation .....
Depth ..... Deviation .....
Depth ..... Deviation .....
Depth ..... Deviation .....

Time	Wt.	Vis.	Pump Stroke	Pump Pressure	Pit Gauge	Water Added	No. 1 Pump Size	No. 2 Pump Size
8	DS	T	F	1			Liner Size	Liner Size
9	INT	35	12	-35			Water-Loss / Filter Cake / PH	
10	KO	60	MO	TSI 30			FST 30 MIN	
11	RG	35	OF	SALTG MUD-				
12	THP	3035-	FHP	2050				
1	IFP	95	F	FFP 110			Mud Added Sacks	
2	TSI	1500	F	FSI 1200			Chemicals Added Lbs.	
3							PUFL 18"	

CREW: Driller H. BAMFORD; Derrickman A. PUMBARNER; Cat Headman C. HOLAK; Rotary Helper M. LAFRENTZ; Rotary Helper; Fireman D. MACKEY; Leaseman J. FERRERANDL

MATERIALS CHARGED TO OPERATOR: Core Bit / Serial; Reaming Bit / Serial; Core Cutters SF. HF. / Core Catchers SF. HF.; Swab Cups / Swab Rubbers; CEMENT MIXER; 13 HRS WELDING ON

REMARKS	FROM	TO
TESC INS	800	915
PULL TEST	915	1030
BRAKE & LAY DOWN TOOL	1030	1145
RUN IN TAP LUG BACK	1145	100
PICK UP 16 SINGLES	100	130
CIRC PRIOR TO PLUG BACK	130	345
RUN PLUG #1 W/ 100	345	
SQX INLAND CON. CEMENT		400
DISP W/17 BBLS MUD		
PLUG IN PLACE 400 PM		
D. MACKEY GOT RIG TOE ON RIGHT FOOT CRUSHED 2PM.		

Drilled From ..... To ..... Hole Made .....

Bit No.	
Serial No.	
Bit Size	
Bit Type	
Dr. from	
Dr. to	
Cored from	
Cored to	
Reamed from	
Reamed to	
Total Bit Footage	
Bit Hrs.	
Table R.P.M.	

No. Stds.	Length
No. D.C.'s	Length
	Length
	Length
Kelly in	
TOTAL	
D.C.O.D. Top	Hrs. On Bottom
D.C.I.D. Top	Hrs. Off Bottom
Pipe Size	Trip Time
C.S.G. Set at	Serv. Time
C.S.G. Size	Rep. Time
Pipe in Hole Jts.	REMARKS:
Pipe on Racks Jts.	
Total Pipe on Lease Jts.	

Depth ..... Deviation .....
Depth ..... Deviation .....
Depth ..... Deviation .....
Depth ..... Deviation .....

Time	Wt.	Vis.	Pump Stroke	Pump Pressure	Pit Gauge	Water Added	No. 1 Pump Size	No. 2 Pump Size
4							Liner Size	Liner Size
5							Water-Loss / Filter Cake / PH	
6								
7								
8								
9							Mud Added Sacks	
10							Chemicals Added Lbs.	
11								

CREW: Driller F. LACASE; Derrickman T. SPIERS; Cat Headman N. BERGSTRESSER; Rotary Helper J. THOMAS; Rotary Helper; Fireman L. DEPERRON; Leaseman

MATERIALS CHARGED TO OPERATOR: Core Bit / Serial; Reaming Bit / Serial; Core Cutters SF. HF. / Core Catchers SF. HF.; Swab Cups / Swab Rubbers

REMARKS	FROM	TO
LAY DOWN D.P.	4	6:00
CIRC REPAIR CEMENT MIXER	6	9
RUN PLUG #2	9	9:15
W.O.C	9:15	12:00
PLUG #2 310-240 W/ 25 SXS.		
TAKING CEMENT 2 PT. CALC		
DISP W/ 3 BBLS WATER		
PLUG IN PLACE @ 9:15 PM		

GUTHRIE McLAREN DRILLING LTD.

Company Representative: Arte Whitney

Tool Pusher:

Date: March 11/60

Well No. BRIGGS TROUT RIVER #1

Lsd. ____ Sec. ____ Twp. ____ Rge. ____ W. ____

Drilled From ____ To ____ Hole Made ____

Bit No.	9	No. Stds. 55-5	Length 3355.60
Serial No.	198585	No. D.C.'s 9	Length 253.67
Bit Size	7 7/8		Length
Bit Type	451		Length
Dr. from		Kelly in =	32.73
Dr. to		TOTAL =	3642.00
Cored from		D.C.O.D. Top 6 1/4	Hrs. On Bottom
Cored to		D.C.I.D. Top 7 7/8	Hrs. Off Bottom
Reamed from		Pipe Size 4 1/2	Trip Time
Reamed to		C.S.G. Set at 289	Serv. Time
Total Bit Footage		C.S.G. Size 8 5/8	Rep. Time
Bit Hrs.		Pipe in Hole 111 Jts.	Diesel Fuel Meter Reading
Table R.P.M.		Pipe on Racks 24 Jts.	Today
Depth	Deviation	Total Pipe on Lease 135 Jts.	Yesterday
Depth	Deviation		Consumption Gals.
Depth	Deviation		
Depth	Deviation		

Time	Wt.	Vis.	Pump Stroke	Pump Pressure	Pit Gauge	Water Added	No. 1 Pump Size 7 1/4 x 14	No. 2 Pump Size
12	10.7	173	Circulate		3/4		Liner Size 6 3/4	Liner Size
1	10.9	175	"		3/4		Water-Loss	Filter Cake	PH
2	10.7	176	"		3/4		4.7	2/32	12.5
3	10.7	180	"		3/4		4.8	2/32	12.5
4	10.7	180	"		3/4				
5	10.7	182	"		3/4		Mud Added Sacks		
6	10.7	180	"		3/4		Chemicals Added Lbs.		
7	10.9	183	"		3/4				

CREW		MATERIALS CHARGED TO OPERATOR	
Driller	D. CLARK	Core Bit	Serial
Derrickman	D. CLARK	Reaming Bit	Serial
Cat Headman	N. HROUTIK	Core Cutters SF HF	Core Catchers SF HF
Rotary Helper	D. TINDALL	Swab Cups	Swab Rubbers
Rotary Helper	F. CORBESTON		
Fireman	H. PRICE		
Leaseman			

REMARKS	FROM	TO
CIRC W.O. SCHLUMBERGER	12:00	1:00

Drilled From ____ To ____ Hole Made ____

Bit No.	9	No. Stds. 55-5	Length 3355.60
Serial No.	198585	No. D.C.'s 9	Length 253.67
Bit Size	7 7/8		Length
Bit Type	451		Length
Dr. from		Kelly in =	
Dr. to		TOTAL =	
Cored from		D.C.O.D. Top 6 1/4	Hrs. On Bottom
Cored to		D.C.I.D. Top 7 7/8	Hrs. Off Bottom
Reamed from		Pipe Size 4 1/2	Trip Time
Reamed to		C.S.G. Set at 289	Serv. Time
Total Bit Footage		C.S.G. Size 8 5/8	Rep. Time
Bit Hrs.		Pipe in Hole 111 Jts.	REMARKS:
Table R.P.M.		Pipe on Racks 24 Jts.	
Depth	Deviation	Total Pipe on Lease 135 Jts.	
Depth	Deviation		
Depth	Deviation	FUEL 1-3	
Depth	Deviation	GAS 1-7	

Time	Wt.	Vis.	Pump Stroke	Pump Pressure	Pit Gauge	Water Added	No. 1 Pump Size 7 1/4 x 14"	No. 2 Pump Size
8	10.7	184	CIRCULATE		3/4		Liner Size 6 3/4"	Liner Size
9	10.7	182	"		3/4		Water-Loss	Filter Cake	PH
10	Tripping						4.7	2/32	12.
11									
12	Logging								
1							Mud Added Sacks		
2							Chemicals Added Lbs.		
3									

CREW		MATERIALS CHARGED TO OPERATOR	
Driller	H. BAMFORD	Core Bit	Serial
Derrickman	A. LUMBERMEN	Reaming Bit	Serial
Cat Headman	C. HROUAK	Core Cutters SF HF	Core Catchers SF HF
Rotary Helper	M. LAFRENY	Swab Cups	Swab Rubbers
Rotary Helper			
Fireman	D. MARKES		
Leaseman	J. GERBERAND		

REMARKS	FROM	TO
CIRC W.O. SCHLUMBERGER	800	930
Pull out to log	930	1015
Rig up to log	1015	1115
Logging	1115	400

Drilled From ____ To ____ Hole Made ____

Bit No.		No. Stds.	Length
Serial No.		No. D.C.'s	Length
Bit Size			Length
Bit Type			Length
Dr. from		Kelly in =	
Dr. to		TOTAL =	
Cored from		D.C.O.D. Top	Hrs. On Bottom
Cored to		D.C.I.D. Top	Hrs. Off Bottom
Reamed from		Pipe Size	Trip Time
Reamed to		C.S.G. Set at	Serv. Time
Total Bit Footage		C.S.G. Size	Rep. Time
Bit Hrs.		Pipe in Hole Jts.	REMARKS:
Table R.P.M.		Pipe on Racks Jts.	Fuel 2 feet
Depth	Deviation	Total Pipe on Lease Jts.	
Depth	Deviation		
Depth	Deviation		

Time	Wt.	Vis.	Pump Stroke	Pump Pressure	Pit Gauge	Water Added	No. 1 Pump Size	No. 2 Pump Size
4							Liner Size	Liner Size
5							Water-Loss	Filter Cake	PH
6								
7								
8								
9							Mud Added Sacks	
10							Chemicals Added Lbs.	
11								

CREW		MATERIALS CHARGED TO OPERATOR	
Driller	T. LACASSE	Core Bit	Serial
Derrickman	J. SPEERS	Reaming Bit	Serial
Cat Headman	N. BERGSTRESSER	Core Cutters SF HF	Core Catchers SF HF
Rotary Helper	L. THOMAS	Swab Cups	Swab Rubbers
Rotary Helper			
Fireman	L. DOPERRON		
Leaseman			

REMARKS	FROM	TO
LOGGING	400	1115
RUN IN TO CLEAN HOLE	1115	12:00

GUTHRIE McLAREN DRILLING LTD.

Company Representative: Peter Lisbon

Tool Pusher: B. Kokubo

Date: March 10/60

Well No. BRIGGS TROUT RIVER #4

Lsd. ____ Sec. ____ Twp. ____ Rge. ____ W. ____

Drilled From ____ To 3642 Hole Made ____

Bit No.	9	No. Stds. 55-S	Length 3355.60
Serial No.	98585	No. D.C.'s 9	Length 253.67
Bit Size	7 7/8		Length
Bit Type	VS1		Length
Dr. from	3623	Kelly in =	32.73
Dr. to	3642	TOTAL =	3642.00
Cored from		D.C.O.D. Top 6 1/4	Hrs. On Bottom
Cored to		D.C.I.D. Top 2 7/8	Hrs. Off Bottom
Reamed from		Pipe Size 4 1/2	Trip Time
Reamed to		C.S.G. Set at 289	Serv. Time
Total Bit Footage	19	C.S.G. Size 8 5/8	Rep. Time
Bit Hrs.	5	Pipe in Hole 111 Jts.	Diesel Fuel Meter Reading
Table R.P.M.		Pipe on Racks 24 Jts.	Today 2'3"
Depth	Deviation	Total Pipe on Lease 135 Jts.	Yesterday
Depth	Deviation		Consumption Gals.
Depth	Deviation		
Depth	Deviation		

No. 1 Pump Size 7 1/4 x 14 — Liner Size 6 3/4 — No. 2 Pump Size — Liner Size

Time	Wt.	Vis.	Pump Stroke	Pump Pressure	Pit Gauge	Water Added	Water-Loss	Filter Cake	PH
12	10.9	156	Circulate		3/4				
1	10.9	152	"	"	3/4				
2	10.9	163	"	"	3/4		4.7	2/32	12.5
3	10.8	170	"	"	3/4		4.9	2/32	12.5
4	10.8	180	"	"	3/4				
5	10.8	175	"	"	3/4				
6	10.8	170	"	"	3/4				
7	10.8	160	"	"	3/4				

Mud Added Sacks: ____ Chemicals Added Lbs.: Spersene 100, Caustic 50

CREW	MATERIALS CHARGED TO OPERATOR	
Driller: D. CLARK	Core Bit	Serial
Derrickman: H. HUCULAK	Reaming Bit	Serial
Cat Headman	Core Cutters SF HF	Core Catchers SF HF
Rotary Helper: D. TUNDALE	Swab Cups	Swab Rubbers
Rotary Helper: E. SBRESTON		
Fireman: H. RUGGE		
Leaseman		

REMARKS	FROM	TO
CIRC W.O. SCHLUMBERGER	12:00	8:00

Drilled From ____ To ____ Hole Made ____

Bit No.	9	No. Stds. 55-S	Length 3355.60
Serial No.	98585	No. D.C.'s 9	Length 253.67
Bit Size	7 7/8		Length
Bit Type	VS1		Length
Dr. from	3623	Kelly in =	32.73
Dr. to	3642	TOTAL =	3642.00
Cored from		D.C.O.D. Top 6 1/4	Hrs. On Bottom
Cored to		D.C.I.D. Top 2 7/8	Hrs. Off Bottom
Reamed from		Pipe Size 4 1/2	Trip Time
Reamed to		C.S.G. Set at 289	Serv. Time
Total Bit Footage	19	C.S.G. Size 8 5/8	Rep. Time
Bit Hrs.	5	Pipe in Hole Jts.	REMARKS:
Table R.P.M.		Pipe on Racks Jts.	CHECKED BOP'S & KELLY COCK
Depth	Deviation	Total Pipe on Lease 135 Jts.	
Depth	Deviation		
Depth	Deviation		
Depth	Deviation		

No. 1 Pump Size 7 1/4" x 14" — Liner Size 6 3/4" — No. 2 Pump Size — Liner Size

Time	Wt.	Vis.	Pump Stroke	Pump Pressure	Pit Gauge	Water Added	Water-Loss	Filter Cake	PH
8	10.9	164	Circulate		3/4				
9	10.8	170	"	"	3/4				
10	10.9	172	"	"	3/4		4.8	2/32	12.5
11	10.9	195	"	"	3/4		4.8	2/32	12.5
12	10.9	194	"	"	3/4		4.2	2/32	12.0
1	10.9	193	"	"	3/4				
2	10.9	197	"	"	3/4	C			
3	10.9	240	"	"	3/4	C			

Mud Added Sacks: MAGCOGEL 700# — Chemicals Added Lbs.: MYLO JEL 200#, CAUSTIC 100#, SODESENE 200#

CREW	MATERIALS CHARGED TO OPERATOR	
Driller: H. BAMFORD	Core Bit	Serial
Derrickman: A. LYMBURNER	Reaming Bit	Serial
Cat Headman: G. HUCULAK	Core Cutters SF HF	Core Catchers SF HF
Rotary Helper: M. LAFRENIE	Swab Cups	Swab Rubbers
Rotary Helper		
Fireman: D. MACKEY		
Leaseman: T. GERHERANDT		

REMARKS	FROM	TO
CIRC, W.O. SCHLUMBERGER	8:00	1:00

Drilled From ____ To ____ Hole Made ____

Bit No.	9	No. Stds. 55-S	Length 3355.60
Serial No.	98585	No. D.C.'s 9	Length 253.67
Bit Size	7 7/8		Length
Bit Type	VS1		Length
Dr. from		Kelly in =	32.73
Dr. to		TOTAL =	3642.00
Cored from		D.C.O.D. Top 6 1/4	Hrs. On Bottom
Cored to		D.C.I.D. Top 2 7/8	Hrs. Off Bottom
Reamed from		Pipe Size 4 1/2	Trip Time
Reamed to		C.S.G. Set at 289	Serv. Time
Total Bit Footage		C.S.G. Size 8 5/8	Rep. Time
Bit Hrs.		Pipe in Hole Jts.	REMARKS: Fuel 7-10
Table R.P.M.		Pipe on Racks Jts.	
Depth 3640	Deviation 3/4°	Total Pipe on Lease Jts.	
Depth	Deviation		
Depth	Deviation		
Depth	Deviation		

No. 1 Pump Size — Liner Size — No. 2 Pump Size — Liner Size

Time	Wt.	Vis.	Pump Stroke	Pump Pressure	Pit Gauge	Water Added	Water-Loss	Filter Cake	PH
4	10.8	260							
5	10.8	240							
6							4.4	2/32	12.5
7							4.6	2/32	12.5
8									
9	10.8	201							
10	10.8	187							
11	10.8	130							

Mud Added Sacks: Magcogel 100# — Chemicals Added Lbs.:

CREW	MATERIALS CHARGED TO OPERATOR	
Driller: A. LAPASSE	Core Bit	Serial
Derrickman: T. SPEERS	Reaming Bit	Serial
Cat Headman: B. BERGSTRESSER	Core Cutters SF HF	Core Catchers SF HF
Rotary Helper: L. THOMAS	Swab Cups	Swab Rubbers
Rotary Helper		
Fireman: L. DEFOREST		
Leaseman		

REMARKS	FROM	TO
CIRC W.O. SCHLUMBERGER	4	6
SURVEY		
TRIP TO CONDITION HOLE	6	9
CIRC W.O. LOGGERS	9	12
HOLE COND. GOOD NO FILL		

GUTHRIE McLAREN DRILLING LTD.

Company Representative: [illegible]

Tool Pusher: [illegible]

Date: March 9 / 60

Well No. BRIGGS TROUT LAKE #4

Lsd. ____ Sec. ____ Twp. ____ Rge. ____ W. ____

Drilled From 3548 To 3596 Hole Made 48

Bit No.	9	No. Stds.	55
Serial No.	D 95870	No. D.C.'s	9
Bit Size	7 7/8		
Bit Type	VT		
Dr. from	3502	Kelly in =	17.24
Dr. to	3596	TOTAL =	3596.00
Cored from		D.C.O.D. Top 6 1/4	Hrs. On Bottom 7 3/4
Cored to		D.C.I.D. Top 2 7/8	Hrs. Off Bottom 1/4
Reamed from		Pipe Size 4 1/2	Trip Time
Reamed to		C.S.G. Set at 289	Serv. Time
Total Bit Footage	94	C.S.G. Size 8 5/8	Rep. Time
Bit Hrs.	14 3/4	Pipe in Hole 110 Jts.	Diesel Fuel Meter Reading
Table R.P.M.	100	Pipe on Racks 25 Jts.	Today 3 FT
		Total Pipe on Lease 135 Jts.	Yesterday
			Consumption Gals.

Length: 3325.07; Length: 253.67

Depth / Deviation: ____

Time	Wt.	Vis.	Pump Stroke	Pump Pressure	Pit Gauge	Water Added	No. 1 Pump Size 7 1/4 X 14	No. 2 Pump Size
12	10.9	93	66	700	3/4	✓	Liner Size 6 3/4	Liner Size
1	10.9	100	66	700	3/4	✓	Water Loss	Filter Cake / PH
2	10.9	126	66	700	3/4	✓	4.1	2/32 / 12.5
3	10.8	124	66	700	3/4	✓	4.5	2/32 / 12.5
4	10.8	118	66	700	3/4	✓	4.6	2/32 / 12
5	10.8	105	66	700	3/4	✓	Mud Added Sacks: Gel 900	✓
6	10.8	100	66	700	3/4	✓	Chemicals Added Lbs.: SPERSENE 100	
7	10.8	92	66	700	3/4	✓	CAUSTIC #100	

CREW		MATERIALS CHARGED TO OPERATOR	
Driller	D. CLARK	Core Bit	Serial
Derrickman	H. AUCOIN	Reaming Bit	Serial
Cat Headman		Core Cutters SF. HF.	Core Catchers SF. HF.
Rotary Helper	D. TINDHILL	Swab Cups	Swab Rubbers
Rotary Helper	E. GIBBESON		
Fireman	H. BOGGIE		
Leaseman			

REMARKS	FROM	TO
SERVICE RIG	12:00	12:15
DRILLING	12:15	8:00

Drilled From 3596 To 3623 Hole Made 27

Bit No.	9	No. Stds.	56-5
Serial No.	D95870	No. D.C.'s	9
Bit Size	7 7/8		
Bit Type	VT		
Dr. from	3502	Kelly in =	1373
Dr. to	3623	TOTAL =	3623.06
Cored from		D.C.O.D. Top 6 1/4	Hrs. On Bottom 6 3/4
Cored to		D.C.I.D. Top 2 7/8	Hrs. Off Bottom 1 1/4
Reamed from		Pipe Size 4 1/2	Trip Time
Reamed to		C.S.G. Set at 289	Serv. Time
Total Bit Footage	125	C.S.G. Size 8 5/8	Rep. Time
Bit Hrs.	21 1/4	Pipe in Hole 111 Jts.	REMARKS:
Table R.P.M.	100	Pipe on Racks 24 Jts.	CHECK BOPS & KELLEY COCK OK
		Total Pipe on Lease 135 Jts.	

Length: 3355.60; Length: 253.67

Depth / Deviation: ____

FUEL: 3

Time	Wt.	Vis.	Pump Stroke	Pump Pressure	Pit Gauge	Water Added	No. 1 Pump Size 7 1/4 X 14	No. 2 Pump Size
8	10.9	124	66	750	3/4		Liner Size 6 3/4	Liner Size
9	10.9	122	66	750	3/4		Water Loss	Filter Cake / PH
10	10.9	126	66	750	3/4		4.8	2/32 / 12.0
11	10.9	123	66	750	3/4		4.8	2/32 / 12.5
12	10.9	147	66	750	3/4			
1	10.9	163	66	750	3/4		Mud Added Sacks:	
2	10.9	159	66	750	3/4		Chemicals Added Lbs.: CAUSTIC 100#	
3							SPERSENE 100#	

CREW		MATERIALS CHARGED TO OPERATOR	
Driller	H. DAMFORD	Core Bit	Serial
Derrickman	B. LEMBERGER	Reaming Bit	Serial
Cat Headman	G. HOGUAK	Core Cutters SF. HF.	Core Catchers SF. HF.
Rotary Helper	A. LAFRENIS	Swab Cups	Swab Rubbers
Rotary Helper			
Fireman	P. MACKEE		
Leaseman	J. GERBERANDT		

REMARKS	FROM	TO
SERVICE RIG	800	815
DRILLING 7 7/8 HOLE	815	300
Pull out / NEW BIT	300	400

Drilled From 3623 To 3642 Hole Made 19

Bit No.	9	No. Stds.	55-5
Serial No.	✓ 95555	No. D.C.'s	9
Bit Size	7 7/8		
Bit Type	VS1		
Dr. from	3623	Kelly in =	32.73
Dr. to	3642	TOTAL =	3642.00
Cored from		D.C.O.D. Top 6 1/4	Hrs. On Bottom 5
Cored to		D.C.I.D. Top 2 7/8	Hrs. Off Bottom 7
Reamed from		Pipe Size 4 1/2	Trip Time
Reamed to		C.S.G. Set at 289	Serv. Time
Total Bit Footage	19	C.S.G. Size 8 5/8	Rep. Time
Bit Hrs.	5	Pipe in Hole 111 Jts.	REMARKS:
Table R.P.M.	90	Pipe on Racks 125 Jts.	Fuel 2-10
		Total Pipe on Lease 135 Jts.	

Length: 3355.60; Length: 253.67

Depth / Deviation: ____

Time	Wt.	Vis.	Pump Stroke	Pump Pressure	Pit Gauge	Water Added	No. 1 Pump Size 7 1/4 X 14	No. 2 Pump Size
4							Liner Size 6 3/4	Liner Size
5							Water Loss	Filter Cake / PH
6	10.9	180	66	750	3/4		5.	2/32 / 12.5
7	10.9	161	66	550	3/4		4.6	2/32 / 12.5
8	10.9	145	66	550	3/4			
9	10.9	126	66	750	3/4		Mud Added Sacks: GEL	
10	10.9	107	66	550	3/4		Chemicals Added Lbs.: MY-LO-JEL 300#	
11	10.9	123	66	550	3/4			

CREW		MATERIALS CHARGED TO OPERATOR	
Driller	F. LACASSE	Core Bit	Serial
Derrickman	J. SPEERS	Reaming Bit	Serial
Cat Headman	N. BERGSTREISER	Core Cutters SF. HF.	Core Catchers SF. HF.
Rotary Helper	L. THOMAS	Swab Cups	Swab Rubbers
Rotary Helper			
Fireman	L. ANDERSON		
Leaseman			

REMARKS	FROM	TO
SERV. RIG	4	4:15
PULL OUT	4:15	5:00
RUN IN	5	6
DRILLING	6	11
CIRC. W/ O SCHLUMBERGER	11	12

GUTHRIE McLAREN DRILLING LTD.

Company Representative: Arne Fitting

Tool Pusher:

Date: MARCH 8/66

Well No. BR. C.G.S. TROUT RIVER 4

Lsd. ____ Sec. ____ Twp. ____ Rge. ____ W. ____

Drilled From 3443 To 3478 Hole Made 35

Bit No.	8	No. Stds.	53 Length 3207.50
Serial No.	6826A	No. D.C.'s	9 Length 253.67
Bit Size	7 7/8		Length
Bit Type	VT		Length
Dr. from	3411	Kelly in =	20.43
Dr. to	3478	TOTAL =	3478.00
Cored from		D.C.O.D. Top 6 1/4	Hrs. On Bottom 7 3/4
Cored to		D.C.I.D. Top 2 7/8	Hrs. Off Bottom 1/4
Reamed from	3384	Pipe Size 4 1/2	Trip Time
Reamed to	3411	C.S.G. Set at 189	Serv. Time
Total Bit Footage	84	C.S.G. Size 8 5/8	Rep. Time
Bit Hrs.	13 3/4	Pipe in Hole 106 Jts.	Diesel Fuel Meter Reading
Table R.P.M.	100	Pipe on Racks 27 Jts.	Today 4' 1"
		Total Pipe on Lease 135 Jts.	Yesterday
Depth	Deviation		Consumption Gals.
Depth	Deviation		
Depth	Deviation		
Depth	Deviation		

Time	Wt.	Vis.	Pump Stroke	Pump Pressure	Pit Gauge	Water Added	No. 1 Pump Size 7 1/4 X 14	No. 2 Pump Size
12	11.1	125	66	700	1/3	✓	Liner Size 6 3/4	Liner Size
1	11.1	116	66	700	1/3	✓	Water-Loss	Filter Cake / PH
2	11.1	107	66	700	1/3	✓	4.4	2/32 / 12.5
3	11.1	93	66	700	1/3	✓	4.3	2/32 / 12.5
4	11.1	87	66	700	1/2	✓		
5	11.0	85	66	700	1/2	✓	Mud Added Sacks YEL #600	
6	11.0	82	66	700	1/2	✓	Chemicals Added Lbs. NY-LO VIS #200	
7	11.0	80	66	700	1/2	✓	SPERSENE	

CREW	
Driller	H. MCHARG
Derrickman	H. FLUCKIGER
Cat Headman	
Rotary Helper	D. FINDAY
Rotary Helper	F. PRESTON
Fireman	H. ROSE
Leaseman	

MATERIALS CHARGED TO OPERATOR			
Core Bit		Serial	
Reaming Bit		Serial	
Core Cutters SF. HF.		Core Catchers SF. HF.	
Swab Cups		Swab Rubbers	

REMARKS	FROM	TO
SERV RIG	12.00	12.15
DRLG	12.15	8.00

Drilled From 3478 To 3502 Hole Made 34

Bit No.	8	No. Stds.	53-S Length 3234.70
Serial No.	6826A	No. D.C.'s	9 Length 253.67
Bit Size	7 7/8		Length
Bit Type	VT		Length
Dr. from	3411.	Kelly in =	1363
Dr. to		TOTAL =	3502.00
Cored from		D.C.O.D. Top 6 1/4	Hrs. On Bottom 6
Cored to		D.C.I.D. Top 2 7/8	Hrs. Off Bottom 2
Reamed from		Pipe Size 4 1/2	Trip Time
Reamed to		C.S.G. Set at 289	Serv. Time
Total Bit Footage	108	C.S.G. Size 8 5/8	Rep. Time
Bit Hrs.	19 3/4	Pipe in Hole 207 Jts.	REMARKS:
Table R.P.M.	100	Pipe on Racks 28 Jts.	PRESSURED
		Total Pipe on Lease 135 Jts.	600 PS. OPEN
Depth	Deviation		HOLE OK.
Depth	Deviation		
Depth	Deviation		
Depth	Deviation	FUEL 3.10"	

Time	Wt.	Vis.	Pump Stroke	Pump Pressure	Pit Gauge	Water Added	No. 1 Pump Size 7 1/4 X 14	No. 2 Pump Size
8	10.9	76	66	700	1/2	✓	Liner Size 6 3/4	Liner Size
9	10.9	80	66	700	1/2	✓	Water-Loss	Filter Cake / PH
10	10.9	86	66	700	1/2	✓	4.3	2/32 / 12.
11	10.9	88	66	700	1/2	✓	4.2	2/32 / 12.5
12	11.0	96	66	700	1/2		4.2	2/32 / 12.5
1	11.0	93	66	700	1/2		Mud Added Sacks MAGGEL 800#	
2	11.0	101	66	700	1/2		Chemicals Added Lbs. CAUSTIC 100#	
3							SPERSENE 100#	

CREW	
Driller	H. BAMFORD
Derrickman	A. LUMBORNER
Cat Headman	C. NEWLAND
Rotary Helper	M. LAFRENDS
Rotary Helper	
Fireman	D. MACKEG
Leaseman	F. GERBRANDT

MATERIALS CHARGED TO OPERATOR			
Core Bit		Serial	
Reaming Bit		Serial	
Core Cutters SF. HF.		Core Catchers SF. HF.	
Swab Cups		Swab Rubbers	

REMARKS	FROM	TO
SERVICE RIG	800	815
DRILLING 7 7/8 HOLE	815	215
PULL OUT / NEW BIT	215	400

Drilled From 3502 To 3548 Hole Made 46

Bit No.	9	No. Stds.	54 Length 3265.20
Serial No.	D95870	No. D.C.'s	9 Length 253.67
Bit Size	7 7/8		Length
Bit Type	VT		Length
Dr. from	3502	Kelly in =	29.13
Dr. to	3548	TOTAL =	3548.00
Cored from		D.C.O.D. Top 6 1/4	Hrs. On Bottom 9
Cored to		D.C.I.D. Top 2 7/8	Hrs. Off Bottom 1
Reamed from		Pipe Size 4 1/2	Trip Time
Reamed to		C.S.G. Set at 289	Serv. Time
Total Bit Footage	46	C.S.G. Size 8 5/8	Rep. Time
Bit Hrs.	7	Pipe in Hole 108 Jts.	REMARKS:
Table R.P.M.	90	Pipe on Racks 27 Jts.	Fuel 3.0
		Total Pipe on Lease 135 Jts.	
Depth	Deviation		
Depth	Deviation		
Depth	Deviation		

Time	Wt.	Vis.	Pump Stroke	Pump Pressure	Pit Gauge	Water Added	No. 1 Pump Size 7 1/4 X 14	No. 2 Pump Size
4							Liner Size 6 3/4	Liner Size
5	11.0	115	66	550	1/2		Water-Loss	Filter Cake / PH
6	11.0	105	66	550	1/2		4.6	2/32 / 12.5
7	10.9	99	66	550	1/2		4.	2/32 / 12.5
8	10.9	100	66	550	1/2			
9	10.9	102	66	550	1/2		Mud Added Sacks MAGCOGEL 500#	
10	10.9	104	66	550	1/2		Chemicals Added Lbs. Caustic 100# SPERSENE 50#	
11	10.8	98	66	550	1/2		MY-LO-JEL 200#	

CREW	
Driller	E. BLACKSE
Derrickman	J. SEEFAS
Cat Headman	H. DERKSTHESEN
Rotary Helper	J. THOMAS
Rotary Helper	
Fireman	J. DUPERRED
Leaseman	

MATERIALS CHARGED TO OPERATOR			
Core Bit		Serial	
Reaming Bit		Serial	
Core Cutters SF. HF.		Core Catchers SF. HF.	
Swab Cups		Swab Rubbers	

REMARKS	FROM	TO
SERV RIG	4	11.15
ROW IN	11.15	5.00
DRILLING	5.00	12.00

GUTHRIE McLAREN DRILLING LTD.

Company Representative: Peter A. King

Tool Pusher: B. McLachlan

Date: MARCH 7/60

Well No. BRGC TROUT RIVER #4

Lsd. ____ Sec. ____ Twp. ____ Rge. ____ W. ____

CORED Drilled From 3394 To 3397 Hole Made 3

Bit No.	7A	No. Stds.	51 Length 3123.23
Serial No.		No. D.C.'s	9 Length 253.67
Bit Size	6 1/4		CORE BBL Length 30.70
Bit Type	DC11		Length
Dr. from		Kelly in	25.40
Dr. to		TOTAL	3397.00
Cored from	3394	D.C.O.D. Top 6 1/4	Hrs. On Bottom 1 1/2
Cored to	3397	D.C.I.D. Top 2 1/4	Hrs. Off Bottom 6 1/2
Reamed from		Pipe Size 4 1/2	Trip Time
Reamed to		C.S.G. Set at 289	Serv. Time
Total Bit Footage	3	C.S.G. Size 8 5/8	Rep. Time
Bit Hrs.	1 1/2	Pipe in Hole 102 Jts.	Diesel Fuel Meter Reading
Table R.P.M.	90	Pipe on Racks 33 Jts.	Today 5 8"
Depth	Deviation	Total Pipe on Lease 135 Jts.	Yesterday
Depth	Deviation		Consumption Gals.
Depth	Deviation		
Depth	Deviation		

Time	Wt.	Vis.	Pump Stroke	Pump Pressure	Pit Gauge	Water Added	No. 1 Pump Size 7 1/4 X 14	No. 2 Pump Size
12							Liner Size 6 3/4	Liner Size
1							Water-Loss	Filter Cake	PH
2							4.6	2/32	12
3								
4								
5							Mud Added Sacks	
6							Chemicals Added Lbs.	
7	109	105	52	70	1/3			

CREW	
Driller	O. CARKER
Derrickman	H. HAMMOND
Cat Headman	
Rotary Helper	D. TINDALL
Rotary Helper	E. BRECTON
Fireman	H. PIRAC
Leaseman	

MATERIALS CHARGED TO OPERATOR			
Core Bit		Serial	
Reaming Bit		Serial	
Core Cutters SF. HF.		Core Catchers SF. HF.	
Swab Cups		Swab Rubbers	

REMARKS	FROM	TO
SERV RIG	12.00	12.15
PULL OUT	12.15	12.32
REDRID SNAP UP LINE	12.30	12.45
RUN IN W/MAGNET PRIOR TO CORING	12.45	2.00
WORK MAGNET ON BOTTOM	2.00	2.30
PULL OUT	2.30	4.00
SLIP LINE	4.00	4.30
PICK UP MAKE UP CORE BBL	4.30	5.00
RUN IN W/ CORE BBL	5.00	6.15
CIRC PRIOR TO CORING	6.15	6.30
& CORING	6.30	8.00

CORED ~~Drilled~~ From 3397 To 3411 Hole Made 14

Bit No.	7A	No. Stds.	51-3 Length 3112.66
Serial No.		No. D.C.'s	9 Length 253.67
Bit Size	6 1/4		CORE BBL Length 30.70
Bit Type	DC11		Length
Dr. from		Kelly in	9.03
Dr. to		TOTAL	3411.00
Cored from	3394	D.C.O.D. Top 6 1/4	Hrs. On Bottom 6 1/2
Cored to	3411	D.C.I.D. Top 2 1/4	Hrs. Off Bottom 1 1/2
Reamed from		Pipe Size 4 1/2	Trip Time
Reamed to		C.S.G. Set at 289	Serv. Time
Total Bit Footage	17	C.S.G. Size 8 5/8	Rep. Time
Bit Hrs.	8	Pipe in Hole 103 Jts.	REMARKS:
Table R.P.M.	80	Pipe on Racks 32 Jts.	CHECKED
Depth	Deviation	Total Pipe on Lease 135 Jts.	BOPS &
Depth	Deviation		KELLY
Depth	Deviation		COCK.
Depth	Deviation		

Time	Wt.	Vis.	Pump Stroke	Pump Pressure	Pit Gauge	Water Added	No. 1 Pump Size 7 1/4 X 14	No. 2 Pump Size
8	11.0	97	71	70	1/3	✓	Liner Size 6 3/4	Liner Size
9	11.0	95	49	80	1/3	✓	Water-Loss	Filter Cake	PH
10	11.0	93	49	80	1/3	✓	5.0	2/32	12.0
11	11.0	94	49	80	1/3	✓	5.0	2/32	12.0
12	11.2	94	49	80	1/3	✓	4.4	2/32	12.5
1	11.0	97	49	80	1/3	✓	Mud Added Sacks MAGCOGEL 1/2	
2	11.2	95	49	80	1/3		Chemicals Added Lbs. CAUSTIC 1/2	
3							SPERSENE 1/4	

CREW	
Driller	H. BAMFORD
Derrickman	A. FYMORNER
Cat Headman	D. BOISE
Rotary Helper	C. HAWTAK
Rotary Helper	
Fireman	S. MACKEY
Leaseman	S. GERBERANDT

MATERIALS CHARGED TO OPERATOR			
Core Bit		Serial	
Reaming Bit		Serial	
Core Cutters SF. HF.		Core Catchers SF. HF.	
Swab Cups		Swab Rubbers	

REMARKS	FROM	TO
SERVICE RIG	8.00	8.15
CORING	8.15	2.45
PULL OUT W/ CORE	2.45	4.00
Core #1 3394-3411 (17)		

Drilled From 3411 To 3443 Hole Made 32

REAMED 3394 3411 17

Bit No.	8	No. Stds.	52-3 Length 3173.52
Serial No.	642619	No. D.C.'s	9 Length 253.67
Bit Size	7 7/8		Length
Bit Type	V5		Length
Dr. from	3411	Kelly in	15.51
Dr. to	3443	TOTAL	3443.00
Cored from		D.C.O.D. Top 6 1/4	Hrs. On Bottom 6
Cored to		D.C.I.D. Top 2 1/4	Hrs. Off Bottom 2
Reamed from	3394	Pipe Size 4 1/2	Trip Time
Reamed to	3411	C.S.G. Set at 289	Serv. Time
Total Bit Footage	49	C.S.G. Size 8 5/8	Rep. Time
Bit Hrs.	6	Pipe in Hole 105 Jts.	REMARKS:
Table R.P.M.	100	Pipe on Racks 30 Jts.	Fuel 4 Feet
Depth	Deviation	Total Pipe on Lease 135 Jts.	
Depth	Deviation		
Depth	Deviation		
Depth	Deviation		

Time	Wt.	Vis.	Pump Stroke	Pump Pressure	Pit Gauge	Water Added	No. 1 Pump Size 7 1/4 X 14	No. 2 Pump Size
4							Liner Size 6 3/4	Liner Size
5							Water-Loss	Filter Cake	PH
6	11	85	66	700	1/3		4.2	2/32	12.5
7	11	87	66	550	1/3	✓	4.2	2/32	12.5
8	11	89	66	550	1/3	✓			
9	11	95	66	550	1/3	✓	Mud Added Sacks MAGCOGEL 1 1/2	
10	11.2	110	66	550	1/3	✓	Chemicals Added Lbs. MY-LO-JEL 1 1/2 CAUSTIC 1/2	
11	11.2	130	66	550	1/3	✓	SPERSENE 1 1/2	

CREW	
Driller	F. LACROSE
Derrickman	SPEERS
Cat Headman	N. BERESTREISER
Rotary Helper	THOMPS
Rotary Helper	
Fireman	L. DUFEARROW
Leaseman	

MATERIALS CHARGED TO OPERATOR			
Core Bit		Serial	
Reaming Bit		Serial	
Core Cutters SF. HF.		Core Catchers SF. HF.	
Swab Cups		Swab Rubbers	

REMARKS	FROM	TO
SERV RIG	4	2.15
RETRIEVE CORE	4.15	4.45
LAY DOWN & CORE TABLE		
RUN IN W/ 7 7/8 BIT	4.45	6.00
CLEAN OUT TO RATHOLE	6.00	7.30
& REAMING		
DRILLING	7.30	12.00

GUTHRIE McLAREN DRILLING LTD.

Company Representative: Arctic Drilling
Tool Pusher: B. Holden

Date: MARCH 6 / 60

Well No. BRIGGS TROUT RIVER #4
Lsd. ____ Sec. ____ Twp. ____ Rge. ____ W. ____

Drilled From 3180 To 3222 Hole Made 42

Bit No.	6	7
Serial No.	105042	084903
Bit Size	7 7/8	7 7/8
Bit Type	VT3	VT1
Dr. from	2741	3222
Dr. to	3222	
Cored from		
Cored to		
Reamed from		
Reamed to		
Total Bit Footage	481	
Bit Hrs.	19 3/4	
Table R.P.M.	120	

No. Stds. 48-S Length 2989.48
No. D.C.'s 9 Length 253.61
Length
Length
Kelly in = 38.31
TOTAL = 3222.00
D.C.O.D. Top 6 1/4 Hrs. On Bottom
D.C.I.D. Top 2 7/8 Hrs. Off Bottom
Pipe Size 4 1/2 Trip Time
C.S.G. Set at 289 Serv. Time
C.S.G. Size 8 5/8 Rep. Time
Pipe in Hole 47 Jts. Diesel Fuel Meter Reading
Pipe on Racks 38 Jts. Today
Total Pipe on Lease 135 Jts. Yesterday
Consumption Gals.

Depth 3222 Deviation 3/4°
Depth Deviation
Depth Deviation
Depth Deviation

Time	Wt.	Vis.	Pump Stroke	Pump Pressure	Pit Gauge	Water Added	No. 1 Pump Size 7 1/4 X 14	No. 2 Pump Size
12	11.2	100	66	725	3/4	✓	Liner Size 6 3/4	Liner Size
1	11.2	98	66	725	3/4	✓	Water-Loss	Filter Cake / PH
2	11.2	97	66	725	3/4	✓	4.7	2/32 / 12.5
3	11.2	87	66	725	3/4	✓		
4								
5							Mud Added Sacks	
6							Chemicals Added Lbs.	
7								

CREW: Driller D. CLINT; Derrickman H. HOCKERT; Cat Headman D. TINDALL; Rotary Helper F. SIBRESTON; Fireman H. BURGIE; Leaseman

MATERIALS CHARGED TO OPERATOR: Core Bit; Serial; Reaming Bit; Serial; Core Cutters SF. HF.; Core Catchers SF. HF.; Swab Cups; Swab Rubbers

REMARKS	FROM	TO
SERV RIG	12:00	12:15
DRILLING	12:15	1:15
WORK ON PUMP	1:15	1:45
DRILLING	1:45	4:45
DROP SURVEY SET UP BRAKES	4:45	5:15
TRIP FOR BIT	5:15	8:00

Drilled From 3222 To 3335 Hole Made 113

Bit No.	7	
Serial No.	084903	
Bit Size	7 7/8	
Bit Type	VT1	
Dr. from	3222	
Dr. to	3335	
Cored from		
Cored to		
Reamed from		
Reamed to		
Total Bit Footage	113	
Bit Hrs.	7 3/4	
Table R.P.M.	120	

No. Stds. 50-S Length 3051.63
No. D.C.'s 9 Length 253.67
Length
Length
Kelly in = 29.70
TOTAL = 3335.00
D.C.O.D. Top 6 1/4 Hrs. On Bottom 7 3/4
D.C.I.D. Top 2 7/8 Hrs. Off Bottom 1/4
Pipe Size 4 1/2 Trip Time
C.S.G. Set at 289 Serv. Time
C.S.G. Size 8 5/8 Rep. Time
Pipe in Hole 101 Jts. REMARKS: CHECKED
Pipe on Racks 34 Jts. BOPS & KELLY
Total Pipe on Lease 135 Jts. COCK
OK.

Depth Deviation
Depth Deviation
Depth Deviation
Depth Deviation FUEL 5-3

Time	Wt.	Vis.	Pump Stroke	Pump Pressure	Pit Gauge	Water Added	No. 1 Pump Size 7 1/4 X 14	No. 2 Pump Size
8	11.3	94	66	725	3/4	✓	Liner Size 6 3/4	Liner Size
9	11.3	92	66	726	1/4	✓	Water-Loss	Filter Cake / PH
10	11.2	87	66	725	1/4	✓	5.0	2/32 / 12.0
11	11.2	93	66	726	1/4	✓	5.0	2/32 / 13.0
12	11.1	91	66	500	1/4	✓	4.6	2/32 / 13.0
1	11.1	91	66	500	1/4	✓	Mud Added Sacks: MAGCOBAR 3 sks; MY-LO-JEL 25 sks	
2	10.9	77	66	500	1/4	✓	Chemicals Added Lbs.: CAUSTIC 20 #	
3	11.0	69	66	500	1/4	✓	SPERSENE 20 #	

CREW: Driller H. BRAMFORD; Derrickman A. LYMBURNER; Cat Headman D. BOSTIC; Rotary Helper E. HOWLAND; Rotary Helper; Fireman O. MACKEY; Leaseman T. ERISMANDO

MATERIALS CHARGED TO OPERATOR: Core Bit; Serial; Reaming Bit; Serial; Core Cutters SF. HF.; Core Catchers SF. HF.; Swab Cups; Swab Rubbers

REMARKS	FROM	TO
SERVICE RIG	8:00	8:15
DRILLING 7 7/8 HOLE	8:15	11:00

Drilled From 3335 To 3394 Hole Made 59

Bit No.	7	
Serial No.	084903	
Bit Size	7 7/8	
Bit Type	VT1	
Dr. from	3222	
Dr. to	3394	
Cored from		
Cored to		
Reamed from		
Reamed to		
Total Bit Footage	172	
Bit Hrs.	14	
Table R.P.M.	120	

No. Stds. 51-S Length 3112.60
No. D.C.'s 9 Length 253.67
Length
Length
Kelly in = 27.73
TOTAL = 3394.00
D.C.O.D. Top 6 1/4 Hrs. On Bottom 6 1/4
D.C.I.D. Top 2 7/8 Hrs. Off Bottom 2 3/4
Pipe Size 4 1/2 Trip Time
C.S.G. Set at 289 Serv. Time
C.S.G. Size 8 5/8 Rep. Time
Pipe in Hole 103 Jts. REMARKS: [illegible]
Pipe on Racks 32 Jts.
Total Pipe on Lease 135 Jts.

Depth Deviation
Depth Deviation
Depth Deviation
Depth Deviation

Time	Wt.	Vis.	Pump Stroke	Pump Pressure	Pit Gauge	Water Added	No. 1 Pump Size 7 1/4 X 14	No. 2 Pump Size
4	11.1	78	66	500	1/4		Liner Size 6 3/4	Liner Size
5	11.1	110	66	500	1/4		Water-Loss	Filter Cake / PH
6	11.1	90	66	500	1/4		4.	2/32 / 12.5
7	11.1	87	66	500	1/4		4.	2/32 / 12.5
8	11.1	89	66	500	1/4			
9	11.1	88	66	500	1/4		Mud Added Sacks	GEL 50 #
10	11.2	90	66	550	1/4		Chemicals Added Lbs.	MY-LO-JEL 100 #
11								CAUSTIC 50 #
								SPERSENE 100 #

CREW: Driller E. LAPASSE; Derrickman J. SPEERS; Cat Headman N. BERGTASSO; Rotary Helper B. ANDERSON; Rotary Helper J. THOMAS; Fireman L. DOGGRAM; Leaseman

MATERIALS CHARGED TO OPERATOR: Core Bit; Serial; Reaming Bit; Serial; Core Cutters SF. HF.; Core Catchers SF. HF.; Swab Cups; Swab Rubbers

REMARKS	FROM	TO
SERV. RIG	11	11:15
DRILLING	11:15	10:30
CIRC. SAMPLE	10:30	11:00
Pull out	11:00	11:00

GUTHRIE McLAREN DRILLING LTD.

Company Representative: Arnold Lake

Tool Pusher:

Date: March 5/60

Well No. Baices Trout River 4

Lsd. ____ Sec. ____ Twp. ____ Rge. ____ W. ____

Drilled From 2635' To 2770 Hole Made 135'

Bit No.	5	6	No. Stds. 41	Length	2477.67
Serial No.	104364	105042	No. D.C.'s 9	Length	253.67
Bit Size	7 7/8	7 7/8		Length	
Bit Type	VT3	VT3		Length	
Dr. from	2263	2271	Kelly in =		39.16
Dr. to	2271	2770	TOTAL =		2777.00
Cored from			D.C.O.D. Top 6 1/4	Hrs. On Bottom	5
Cored to			D.C.I.D. Top 2 7/8	Hrs. Off Bottom	3
Reamed from			Pipe Size 4 1/2	Trip Time	
Reamed to			C.S.G. Set at 289	Serv. Time	
Total Bit Footage	278	29	C.S.G. Size 8 5/8	Rep. Time	
Bit Hrs.	17 1/4	1	Pipe in Hole 82 Jts.	Diesel Fuel Meter Reading	
Table R.P.M.	150	150	Pipe on Racks 53 Jts.	Today	FUEL 2'
Depth 2740	Deviation 1/4°		Total Pipe on Lease 135 Jts.	Yesterday	
Depth	Deviation			Consumption	Gals.
Depth	Deviation				
Depth	Deviation				

Time	Wt.	Vis.	Pump Stroke	Pump Pressure	Pit Gauge	Water Added	No. 1 Pump Size 7 1/4 X 14	No. 2 Pump Size
12	109	130	66	700	2/3	✓	Liner Size 6 3/4	Liner Size
1	109	135	66	700	2/3	✓	Water Loss	Filter Cake / PH
2	109	135	66	700	2/3	✓	4.4	2/32 / 12.5
3	109	120	66	700	2/3	✓	4.2	2/32 / 12.5
4								
5							Mud Added Sacks	
6	109	85	66	700	2/3	✓	Chemicals Added Lbs. Caustic 100#	
7	109	85	66	700	2/3	✓	SPERSENE 200#	

CREW: Driller F. LAPASSE; Derrickman J. SPEER; Cat Headman N. BERESTAFEL; Rotary Helper B. RIDEASON; Rotary Helper; Fireman R. ROGERSON; Leaseman

MATERIALS CHARGED TO OPERATOR: Core Bit; Serial; Reaming Bit; Serial; Core Cutters SF. HF.; Core Catchers SF. HF.; Swab Cups; Swab Rubbers

REMARKS	FROM	TO
SERV RIG	12	12:15
DRILLING	12:15	4:15
DRAG SURVEY	4:15	4:30
STAND PIPE TAP FOR BIT	4:30	20
DRILLING	5	8

PIPE MEASURED 2477.91
TALLY 2477.67
.34 DIFF

Drilled From 2770 To 2995 Hole Made 225

Bit No.	6		No. Stds. 45	Length	2777.04
Serial No.	105042		No. D.C.'s 9	Length	253.67
Bit Size	7 7/8			Length	
Bit Type	VT3			Length	
Dr. from	2771		Kelly in =		39.16
Dr. to	2995		TOTAL =		2995.85
Cored from			D.C.O.D. Top 6 1/4	Hrs. On Bottom	7 3/4
Cored to			D.C.I.D. Top 2 7/8	Hrs. Off Bottom	1/4
Reamed from			Pipe Size 4 1/2	Trip Time	
Reamed to			C.S.G. Set at 289	Serv. Time	
Total Bit Footage	254		C.S.G. Size 8 5/8	Rep. Time	
Bit Hrs.	8 3/4		Pipe in Hole 90 Jts.	REMARKS:	
Table R.P.M.	150		Pipe on Racks 45 Jts.	PICKED UP 6 KELLY COCK	
Depth	Deviation		Total Pipe on Lease 135 Jts.		
Depth	Deviation				
Depth	Deviation			FUEL 2' 4"	
Depth	Deviation				

Time	Wt.	Vis.	Pump Stroke	Pump Pressure	Pit Gauge	Water Added	No. 1 Pump Size 7 1/4 X 14	No. 2 Pump Size
8	109	88	66	700	2/3	✓	Liner Size 6 3/4	Liner Size
9	10.9	86	66	700	2/3	✓	Water Loss	Filter Cake / PH
10	10.9	85	66	700	2/3	✓	4.6	2/32 / 12.5
11	109	80	66	700	2/3	✓	4.7	2/32 / 12.5
12	10.9	75	66	700	2/3	✓	5.0	2/32 / 12.5
1	10.9	80	66	700	2/3	✓	Mud Added Sacks 4 gal / 50 lbs	
2	10.9	86	66	700	2/3	✓	Chemicals Added Lbs. MY-LO-JEL 35 / SPERSENE 40 / CAUSTIC 20	
3	11	89	66	700	2/3	✓		

CREW: Driller P. CLARKE; Derrickman L. HAGGARTY; Cat Headman; Rotary Helper B. TIMPANE; Rotary Helper E. IBBESTON; Fireman H. DOWE; Leaseman P. PEDERSEN

MATERIALS CHARGED TO OPERATOR: Core Bit; Serial; Reaming Bit; Serial; Core Cutters SF. HF.; Core Catchers SF. HF.; Swab Cups; Swab Rubbers

REMARKS	FROM	TO
SERV RIG CHECK BOP.	700	815
DRILLING	815	400

Drilled From 2995' To 3180 Hole Made 185'

Bit No.	6		No. Stds. 48	Length	2899.00
Serial No.	105042		No. D.C.'s 9	Length	253.67
Bit Size	7 7/8			Length	
Bit Type	VT3			Length	
Dr. from	2971		Kelly in =		27.16
Dr. to	3180		TOTAL =		3180.00
Cored from			D.C.O.D. Top 6 1/4	Hrs. On Bottom	7
Cored to			D.C.I.D. Top 2 7/8	Hrs. Off Bottom	1
Reamed from			Pipe Size 4 1/2	Trip Time	
Reamed to			C.S.G. Set at 289	Serv. Time	
Total Bit Footage	209		C.S.G. Size 8 5/8	Rep. Time	
Bit Hrs.	13 3/4		Pipe in Hole 96 Jts.	REMARKS:	
Table R.P.M.	150		Pipe on Racks 39 Jts.		
Depth	Deviation		Total Pipe on Lease 135 Jts.		
Depth	Deviation				
Depth	Deviation				
Depth	Deviation	FUEL 5-9			

Time	Wt.	Vis.	Pump Stroke	Pump Pressure	Pit Gauge	Water Added	No. 1 Pump Size 7 1/4 X 14	No. 2 Pump Size
4	10.9	87	66	700	2/3	✓	Liner Size 6 3/4	Liner Size
5	10.9	92	66	700	2/3	✓	Water Loss	Filter Cake / PH
6	10.9	89	66	700	2/3	✓	4.0	2/32 / 12.0
7	10.9	94	66	700	2/3	✓	4.2	2/32 / 12.5
8	10.9	94	66	700	2/3	✓	4.6	2/32 / 12.5
9	10.9	97	66	700	2/3	✓	Mud Added Sacks	
10	10.9	95	66	700	2/3	✓	Chemicals Added Lbs. Caustic 40#	
11	10.9	96	66	700	2/3	✓	SPERSENE 15#	

CREW: Driller H. BRAMFORD; Derrickman A. CHAMBERLAIN; Cat Headman D. DOGGIE; Rotary Helper E. MELAKAR; Rotary Helper; Fireman O. MACKEY; Leaseman

MATERIALS CHARGED TO OPERATOR: Core Bit; Serial; Reaming Bit; Serial; Core Cutters SF. HF.; Core Catchers SF. HF.; Swab Cups; Swab Rubbers

REMARKS	FROM	TO
SERVICE RIG	400	415
DRILLING TO HOLE	415	1115
SERV. SAMPLE	1116	1200

GUTHRIE McLAREN DRILLING LTD.

Company Representative: A. Whelan

Tool Pusher: R. Fowler

Date: March 4/62

Well No. Bridge Fort River 4

Lsd. ____ Sec. ____ Twp. ____ Rge. ____ W. ____

Drilled From 2028 To 2258 Hole Made 230

Bit No.	4		No. Stds.	32-5	Length 1964.26
Serial No.	104368		No. D.C.'s	9	Length 253.67
Bit Size	7 7/8				Length
Bit Type	VT3				Length
Dr. from	1690		Kelly in =		36.07
Dr. to	2258		TOTAL =		2258.00
Cored from			D.C.O.D. Top	6 1/4	Hrs. On Bottom 7 3/4
Cored to			D.C.I.D. Top	2 7/8	Hrs. Off Bottom 1/4
Reamed from			Pipe Size	4 1/2	Trip Time
Reamed to			C.S.G. Set at	289	Serv. Time
Total Bit Footage	568		C.S.G. Size	8 5/8	Rep. Time
Bit Hrs.	16		Pipe in Hole	65 Jts.	Diesel Fuel Meter Reading
Table R.P.M.	150		Pipe on Racks	70 Jts.	Today Fuel 3'
Depth	Deviation		Total Pipe on Lease	135 Jts.	Yesterday
Depth	Deviation				Consumption Gals.
Depth	Deviation				
Depth	Deviation				

Time	Wt.	Vis.	Pump Stroke	Pump Pressure	Pit Gauge	Water Added	No. 1 Pump Size 7 1/4 X 14	No. 2 Pump Size
12	103	81	66	700	7/8	✓	Liner Size 6 1/4	Liner Size
1	103	105	66	700	7/8	✓	Water-Loss	Filter Cake / PH
2	103	107	66	700	7/8	✓	4.4	1/32 / 12.5
3	103	110	66	700	7/8	✓	3.8	2/32 / 12.5
4	104	115	66	700	7/8	✓		
5	104	120	66	700	7/8	✓	Mud Added Sacks: Caustic 50#	
6	104	120	66	700	7/8	✓	Chemicals Added Lbs.: SPERSENE 50#	
7	104	120	66	700	7/8	✓	MY-LO-JEL 100#	

CREW: Driller F. Lingasse; Derrickman J. Speers; Cat Headman N. Bergstrom; Rotary Helper; Rotary Helper; Fireman W. Dufresne; Leaseman

MATERIALS CHARGED TO OPERATOR: Core Bit; Serial; Reaming Bit; Serial; Core Cutters SF. HF.; Core Catchers SF. HF.; Swab Cups; Swab Rubbers

REMARKS	FROM	TO
SERV. RIG	8:00	12:15
DRILLING	12:15	8.

Drilled From 2258 To 2408 Hole Made 150

Bit No.	4	5	No. Stds.	35	Length 2116.06
Serial No.	104368	104364	No. D.C.'s	9	Length 253.67
Bit Size	7 7/8	7 7/8			Length
Bit Type	VT3	VT3			Length
Dr. from	1690	2263	Kelly in =		34.27
Dr. to	2263	2408	TOTAL =		2408.00
Cored from			D.C.O.D. Top	6 1/4	Hrs. On Bottom 6 3/4
Cored to			D.C.I.D. Top	2 7/8	Hrs. Off Bottom 2 1/4
Reamed from			Pipe Size	4 1/2	Trip Time 1
Reamed to			C.S.G. Set at	289	Serv. Time
Total Bit Footage	673	145	C.S.G. Size	8 5/8	Rep. Time
Bit Hrs.	16 1/2	3 1/4	Pipe in Hole	70 Jts.	REMARKS:
Table R.P.M.	150	140	Pipe on Racks	65 Jts.	PRESSURE 800 PSI
Depth 2263	Deviation 1 1/2°		Total Pipe on Lease	135 Jts.	ROLL COCK &
Depth	Deviation				FIRE EXTINGUISHER
Depth	Deviation				OK.
Depth	Deviation				FUEL 2' 8"

Time	Wt.	Vis.	Pump Stroke	Pump Pressure	Pit Gauge	Water Added	No. 1 Pump Size	No. 2 Pump Size
8	11	120	66	700	7/8	✓	Liner Size	Liner Size
9			66	700			Water-Loss	Filter Cake / PH
10			6	700			3.8	2/32 / 12.5
11	10.9	105	66	700	3/4	✓	4.7	2/32 / 12.0
12	10.8	98	66	700	3/4	✓	DUMPED 1000 TRIP	
1	10.8	100	66	700	3/4	✓	Mud Added Sacks: Gel 600	
2	10.8	103	66	700	3/4	✓	Chemicals Added Lbs.: MY-LO-JEL 400	
3	10.8		66	700	3/4	✓	SPERSENE 50 Caustic 100	

CREW: Driller H. CLARK; Derrickman T. HUGHES; Cat Headman; Rotary Helper V. TINDALL; Rotary Helper F. SKELTON; Fireman H. FOSTER; Leaseman F. GORDANO 4 HRS

MATERIALS CHARGED TO OPERATOR: Core Bit; Serial; Reaming Bit; Serial; Core Cutters SF. HF.; Core Catchers SF. HF.; Swab Cups; Swab Rubbers

REMARKS	FROM	TO
SERV. RIG	8:00	8:15
DRILLING	8:15	8:45
DROPSURVEY TRIP FOR BIT	8:45	10:45
DRILLING	10:45	4:00

Drilled From 2408 To 2635 Hole Made 227

Bit No.	5		No. Stds.	37	Length 2357.89
Serial No.	104364		No. D.C.'s	9	Length 253.67
Bit Size	7 7/8				Length
Bit Type	VT3				Length
Dr. from	2263		Kelly in =		33.44
Dr. to	2635		TOTAL =		2635.00
Cored from			D.C.O.D. Top	6 1/4	Hrs. On Bottom 7 1/4
Cored to			D.C.I.D. Top	2 7/8	Hrs. Off Bottom 1/4
Reamed from			Pipe Size	4 1/2	Trip Time
Reamed to			C.S.G. Set at	289	Serv. Time
Total Bit Footage	372		C.S.G. Size	8 5/8	Rep. Time
Bit Hrs.	13		Pipe in Hole	57 Jts.	REMARKS:
Table R.P.M.	140		Pipe on Racks	78 Jts.	
Depth	Deviation		Total Pipe on Lease	135 Jts.	
Depth	Deviation				
Depth	Deviation				
Depth	Deviation	FUEL 3-6"			

Time	Wt.	Vis.	Pump Stroke	Pump Pressure	Pit Gauge	Water Added	No. 1 Pump Size 7 1/4 X 14	No. 2 Pump Size
4	11.0	110	66	600	1/4	✓	Liner Size 6 3/4	Liner Size
5	11.0	105	66	700	1/4		Water-Loss	Filter Cake / PH
6	11.0	105	66	700	1/4		2.6	2/32 / 12.0
7	10.9	95	66	700	1/4		4.4	2/32 / 12.0
8	10.9	100	66	700	1/4		4.8	2/32 / 12.0
9	10.9	104	66	700	1/2		Mud Added Sacks: MY-LO-JEL 200#	
10	10.9	106	66	700	1/2		Chemicals Added Lbs.: CAUSTIC 100#	
11	10.9	105	66	700	1/2		SPERSENE 100#	

CREW: Driller H. BAMFORD; Derrickman R. LYMBURNER; Cat Headman D. ROBERTS; Rotary Helper E. MCCLAK 16 HRS WORK OVER GRAVEYARD; Rotary Helper; Fireman D. MACKEY; Leaseman

MATERIALS CHARGED TO OPERATOR: Core Bit; Serial; Reaming Bit; Serial; Core Cutters SF. HF.; Core Catchers SF. HF.; Swab Cups; Swab Rubbers

REMARKS	FROM	TO
SERVICE RIG	4:00	4:15
DRILLING 5" HOLE	4:15	12:00

Company Representative: [illegible]

Tool Pusher:

GUTHRIE McLAREN DRILLING LTD.

Date: March 3/60

Well No.: Bonyo Trout River #4

Lsd. ____ Sec. ____ Twp. ____ Rge. ____ W. ____

Drilled From 1342 To 1567 Hole Made 225

Bit No.	3	No. Stds.	21-5	Length	1297.71
Serial No.	101064	No. D.C.'s	9	Length	253.67
Bit Size	7 7/8			Length	
Bit Type	VT1			Length	
Dr. from	1047	Kelly in =			15.62
Dr. to	1567	TOTAL =			1567.00
Cored from		D.C.O.D. Top	6 1/4	Hrs. On Bottom	7 1/2
Cored to		D.C.I.D. Top	2 1/4	Hrs. Off Bottom	1/2
Reamed from		Pipe Size	4 1/2	Trip Time	
Reamed to		C.S.G. Set at	2 89	Serv. Time	
Total Bit Footage	480	C.S.G. Size	8 5/8	Rep. Time	
Bit Hrs.	15 1/2	Pipe in Hole	43 Jts.	Diesel Fuel Meter Reading	
Table R.P.M.	150	Pipe on Racks	92 Jts.	Today	3 1/2
Depth 1560	Deviation [illegible]	Total Pipe on Lease	35 Jts.	Yesterday	GAS 3
Depth	Deviation			Consumption	Gals.
Depth	Deviation				
Depth	Deviation				

Time	Wt.	Vis.	Pump Stroke	Pump Pressure	Pit Gauge	Water Added	No. 1 Pump Size 7 1/4 X 14	No. 2 Pump Size
12	9.9	95	66	600	1/3	✓	Liner Size 6 3/4	Liner Size
1	9.9	102	66	600	1/3	✓	Water-Loss	Filter Cake / PH
2	9.9	105	66	600	1/3	✓	4.0	2/32 / 12.5
3	9.9	100	66	600	1/3	✓	2.6	2/32 / 12.5
4	9.9	110	66	1200	1/3	✓		
5	9.9	115	66	600	1/3	✓	Mud Added Sacks: SPERSENE 50#	
6	10.0	120	66	600	1/3	✓	Chemicals Added Lbs.: Caustic 50#	
7	10.0	118	66	600	1/3	✓	MY-LO-JEL 200#	

CREW	MATERIALS CHARGED TO OPERATOR
Driller: F. JACKS	Core Bit / Serial
Derrickman: G. PEARS	Reaming Bit / Serial
Cat Headman: R. BRACKETSON	Core Cutters SF. HF. / Core Catchers SF. HF.
Rotary Helper: J. BOYLE	Swab Cups / Swab Rubbers
Rotary Helper:	
Fireman: L. D. GERRON	
Leaseman:	

REMARKS	FROM	TO
SERV. RIG	12	12.15
DRILLING	12.15	2.45
SURVEY	2.45	3.30
DRILLING	3.30	4.00

Drilled From 1567 To 1711 Hole Made 144

Bit No.	3	4	No. Stds.	23-5	Length 1418.70
Serial No.	101064	104368	No. D.C.'s	9	Length 253.67
Bit Size	7 7/8	7 7/8			Length
Bit Type	VT1	VT3			Length
Dr. from	1047	1690	Kelly in =		3.63
Dr. to	1690	1711	TOTAL =		1711.00
Cored from			D.C.O.D. Top	6 1/4	Hrs. On Bottom 5 3/4
Cored to			D.C.I.D. Top	2 1/8	Hrs. Off Bottom 2 1/4
Reamed from			Pipe Size	4 1/2	Trip Time
Reamed to			C.S.G. Set at	[illegible]	Serv. Time
Total Bit Footage	603	21	C.S.G. Size	8 5/8	Rep. Time
Bit Hrs.	26 3/4	1/2	Pipe in Hole	47 Jts.	REMARKS:
Table R.P.M.	150	150	Pipe on Racks	83 Jts.	CHECKED BOP
Depth 1590	Deviation 0°		Total Pipe on Lease	135 Jts.	& KELLY COCK
Depth 1690	Deviation 0°				
Depth	Deviation				
Depth	Deviation				

Time	Wt.	Vis.	Pump Stroke	Pump Pressure	Pit Gauge	Water Added	No. 1 Pump Size	No. 2 Pump Size
8	10.3	100	66	600	1/2	✓	Liner Size	Liner Size
9	10.3	94	66	600	1/2	✓	Water-Loss	Filter Cake / PH
10	10.3	87	66	600	1/2	✓	3.8	2/32 / 12.5
11	10.2	81	66	600	1/2	✓	4.2	2/32 / 12.5
12	10.2	73	66	600	1/2	✓		
1							Mud Added Sacks: Gel 100#	
2							Chemicals Added Lbs.: MY-LO-JEL 200#	
3	10.2	72	66	600	1/3	✓	SPERSENE 100#	

CREW	MATERIALS CHARGED TO OPERATOR
Driller: D. CLARK	Core Bit / Serial
Derrickman: H. HOLVERT	Reaming Bit / Serial
Cat Headman:	Core Cutters SF. HF. / Core Catchers SF. HF.
Rotary Helper: D. FENDALL	Swab Cups / Swab Rubbers
Rotary Helper: E. STEFFSON	
Fireman: H. HOGOE	
Leaseman:	

REMARKS	FROM	TO
SERVICE RIG CHECK BOPE	8.00	8.15
DRILLING	8.15	8.45
SURVEY	8.45	9.00
DRILLING	9.00	1.45
DROP SURVEY TRIP FOR B.T.	1.45	3.30
DRILLING	3.30	4.00

Drilled From 1711 To 2028 Hole Made 317

Bit No.	4		No. Stds.	29	Length 1752.87
Serial No.	104368		No. D.C.'s	9	Length 253.67
Bit Size	7 7/8				Length
Bit Type	VT3				Length
Dr. from	1690		Kelly in =		32.11
Dr. to	2028		TOTAL =		2028.00
Cored from			D.C.O.D. Top	6 1/4	Hrs. On Bottom 7 3/4
Cored to			D.C.I.D. Top	2 1/8	Hrs. Off Bottom 1/4
Reamed from			Pipe Size	4 1/2	Trip Time
Reamed to			C.S.G. Set at	2 89	Serv. Time
Total Bit Footage	338		C.S.G. Size	8 5/8	Rep. Time
Bit Hrs.	8 1/4		Pipe in Hole	58 Jts.	REMARKS:
Table R.P.M.	150		Pipe on Racks	77 Jts.	
Depth	Deviation		Total Pipe on Lease	135 Jts.	
Depth	Deviation				
Depth	Deviation				
Depth	Deviation				

Time	Wt.	Vis.	Pump Stroke	Pump Pressure	Pit Gauge	Water Added	No. 1 Pump Size 7 1/4 x 14	No. 2 Pump Size
4	10.2	86	66	600	2/3	✓	Liner Size 6 3/4	Liner Size
5	10.2	88	66	600	2/3	✓	Water-Loss	Filter Cake / PH
6	10.2	85	66	600	2/3	✓	3.6	2/32 / 12.5
7	10.2	81	66	600	2/3	✓	3.8	2/32 / 12.5
8	10.3	87	66	600	2/3	✓	4.4	2/32 / 12.5
9	10.3	88	66	600	2/3	✓	Mud Added Sacks	
10	10.3	82	66	600	2/3	✓	Chemicals Added Lbs.: CAUSTIC 50#	
11	10.3	76	66	600	2/3	✓	SPERSENE 50#	

CREW	MATERIALS CHARGED TO OPERATOR
Driller: E. BAMFORD	Core Bit / Serial
Derrickman: A. HUMBERSTONE	Reaming Bit / Serial
Cat Headman: J. BOYLE	Core Cutters SF. HF. / Core Catchers SF. HF.
Rotary Helper: E. HOOGLAK	Swab Cups / Swab Rubbers
Rotary Helper:	
Fireman: D. MACKEY	
Leaseman:	

REMARKS	FROM	TO
SERVICE R.S	11.00	11.15
DRILLING 7 7/8 HOLE	11.15	12.00

GUTHRIE McLAREN DRILLING LTD.

Company Representative: Art Whiting

Tool Pusher:

Date: March 2/60

Well No. Bragg Trout Lake #4

Lsd. ____ Sec. ____ Twp. ____ Rge. ____ W. ____

Drilled From 832 To 984 Hole Made 152

Bit No.	2	No. Stds.	11-S	Length	690.49
Serial No.	D95825	No. D.C.'s	9	Length	253.67
Bit Size	7 7/8			Length	
Bit Type	VT			Length	
Dr. from	1640	Kelly in =			39.84
Dr. to	984	TOTAL =			984.00
Cored from		D.C.O.D. Top	6 1/4	Hrs. On Bottom	7 3/4
Cored to		D.C.I.D. Top	2 7/8	Hrs. Off Bottom	1/4
Reamed from		Pipe Size	4 1/2	Trip Time	
Reamed to		C.S.G. Set at	289	Serv. Time	
Total Bit Footage	344	C.S.G. Size	8 5/8	Rep. Time	
Bit Hrs.	16 1/4	Pipe in Hole	23 Jts.	Diesel Fuel Meter Reading	
Table R.P.M.	120	Pipe on Racks	112 Jts.	Today	FUEL 6 FT
Depth		Deviation		Total Pipe on Lease	135 Jts.	Yesterday	
Depth		Deviation				Consumption	Gals.
Depth		Deviation					
Depth		Deviation					

Time	Wt.	Vis.	Pump Stroke	Pump Pressure	Pit Gauge	Water Added	No. 1 Pump Size 7 1/4 X 14	No. 2 Pump Size
12	9.2	65	66	250	1/2	✓	Liner Size 6 3/4	Liner Size
1	9.2	63	66	250	1/2	✓	Water-Loss	Filter Cake	PH
2	9.3	64	66	250	1/2	✓	5.2	2/32	12.5
3	9.2	66	66	1400	1/2	✓	4.0	2/32	13.
4	9.5	78	66	400	1/2	✓	3.5		13
5	9.2	65	66	400	1/3	✓	Mud Added Sacks	GEL 500 #
6	9.2	60	66	400	1/3	✓	Chemicals Added Lbs.	MUD-KOTEX 25 #
7	9.3	60	66	400	1/3	✓		CAUSTIC 75 #

CREW		MATERIALS CHARGED TO OPERATOR		
Driller	E. BRASS	Core Bit		Serial
Derrickman	T. SEERS	Reaming Bit		Serial
Cat Headman	W. DERESTAISER	Core Cutters SF HF		Core Catchers SF HF
Rotary Helper	L. LOTTS SHX	Swab Cups		Swab Rubbers
Rotary Helper				
Fireman	K. DEPRAT			
Leaseman				

REMARKS	FROM	TO
SERV. RIG	12	12.15
DRILLING	12.15	8.00

Drilled From 984 To 1106 Hole Made 122

Bit No.	2	3	No. Stds.	13-S	Length	817.00
Serial No.	D95825	101068	No. D.C.'s	9	Length	253.61
Bit Size	7 7/8	7 7/8			Length	
Bit Type	VT	VT1			Length	
Dr. from	1640	1087	Kelly in =			39.33
Dr. to	1087	1106	TOTAL =			1106.00
Cored from			D.C.O.D. Top	1 1/4	Hrs. On Bottom	4 3/4
Cored to			D.C.I.D. Top	2 7/8	Hrs. Off Bottom	3 1/4
Reamed from			Pipe Size	4 1/2	Trip Time	
Reamed to			C.S.G. Set at	289	Serv. Time	
Total Bit Footage	447	19	C.S.G. Size	8 5/8	Rep. Time	
Bit Hrs.	20 1/4	3/4	Pipe in Hole	27 Jts.	REMARKS:	
Table R.P.M.	120	140	Pipe on Racks	108 Jts.	CHECKED BOPE	
Depth	1040	Deviation	1/2°	Total Pipe on Lease	135 Jts.	1 KELLY COCK	
Depth		Deviation					
Depth		Deviation					
Depth		Deviation					

Time	Wt.	Vis.	Pump Stroke	Pump Pressure	Pit Gauge	Water Added	No. 1 Pump Size 7 1/4 X 14	No. 2 Pump Size
8	9.4	60	66	400	1/3	✓	Liner Size 6 3/4	Liner Size
9	9.4	63	66	400	1/3	✓	Water-Loss	Filter Cake	PH
10	9.5	68	66	400	1/3	✓	5.4	2/32	12.5
11	9.3	70	66	400	1/3		4.1	2/32	13.0
12	9.3	71	66	400	1/3				
1							Mud Added Sacks	GEL 600 #
2							Chemicals Added Lbs.	DY-LO-TEX 200 #
3	9.3	66		400	1/3			SPERSENE 75 #
								CAUSTIC 75 #

CREW		MATERIALS CHARGED TO OPERATOR		
Driller	O. LEACH	Core Bit		Serial
Derrickman	H. HARCLERK	Reaming Bit		Serial
Cat Headman		Core Cutters SF HF		Core Catchers SF HF
Rotary Helper	D. TINDILL	Swab Cups		Swab Rubbers
Rotary Helper	E. SKRESON			
Fireman	H. ROCHE			
Leaseman				

REMARKS	FROM	TO
SERV. RIG CHECK BOPE	8.00	8.15
DRILLING	8.15	10.45
SURVEY	10.45	10.30
DRILLING	10.30	12.30
TRIP FOR BIT	12.30	1.45
REAM TIGHT HOLE FROM 750-1000	1.45	3.15
DRILLING	3.15	4.00

Drilled From 1106 To 1342 Hole Made 236

Bit No.	3	No. Stds.	17-S	Length	1055.92
Serial No.	101068	No. D.C.'s	9	Length	253.67
Bit Size	7 7/8			Length	
Bit Type	VT1			Length	
Dr. from	1087	Kelly in =			39.41
Dr. to	1342	TOTAL =			1342.00
Cored from		D.C.O.D. Top	6 1/4	Hrs. On Bottom	7 1/4
Cored to		D.C.I.D. Top	2 7/8	Hrs. Off Bottom	3/4
Reamed from		Pipe Size	4 1/2	Trip Time	
Reamed to		C.S.G. Set at	289	Serv. Time	
Total Bit Footage	255	C.S.G. Size	8 5/8	Rep. Time	
Bit Hrs.	8	Pipe in Hole	35 Jts.	REMARKS:	
Table R.P.M.	150	Pipe on Racks	100 Jts.		
Depth	1288	Deviation	3/4°	Total Pipe on Lease	135 Jts.		
Depth		Deviation					
Depth		Deviation					
Depth		Deviation	FUEL 5-3				

Time	Wt.	Vis.	Pump Stroke	Pump Pressure	Pit Gauge	Water Added	No. 1 Pump Size 7 1/4 X 14	No. 2 Pump Size
4	9.3	71	66	500	1/3		Liner Size	Liner Size
5	9.3	84	66	500	1/3		Water-Loss	Filter Cake	PH
6	9.3	82	66	500	1/3		4.2	2/32	13.0
7	9.3	85	66	500	1/3		4.1	2/32	13.0
8	9.3	87	66	500	1/3	✓	4.4	2/32	13.0
9	9.3	94	66	525	1/3	✓	Mud Added Sacks	
10	9.3	97	66	525	1/3	✓	Chemicals Added Lbs.	SPERSENE 50 #
11	9.3	99	66	525	1/3	✓		CAUSTIC 50 #

CREW		MATERIALS CHARGED TO OPERATOR		
Driller	H. BAMFORD	Core Bit		Serial
Derrickman	ALY MAWNER	Reaming Bit		Serial
Cat Headman	F. DUPERRON	Core Cutters SF HF		Core Catchers SF HF
Rotary Helper	C. BUCOLAK	Swab Cups		Swab Rubbers
Rotary Helper				
Fireman	D. MACKEY			
Leaseman				

REMARKS	FROM	TO
SERVICE RIG	4.00	4.15
DRILLING 7 7/8 HOLE	4.15	6.15
DRESS TOOL JOINT ON PIPE	6.15	5.30
DRILLING 7 7/8 HOLE	5.30	12.00
RUN SURVEY	12.00	10.15
DRILLING 7 7/8 HOLE	10.15	12.00

GUTHRIE McLAREN DRILLING LTD.

Company Representative: Astel Petro

Tool Pusher:

Date: MARCH 1/60

Well No. Bruce Forest Reserve #4

Lsd. ____ Sec. ____ Twp. ____ Rge. ____ W. ____

Drilled From 456 To 563 Hole Made 113

Bit No.	1	No. Stds.	4-5	Length	271.41
Serial No.	D95865	No. D.C.'s	9	Length	253.67
Bit Size	7 7/8			Length	
Bit Type	VT			Length	
Dr. from	390	Kelly in =			37.92
Dr. to	563	TOTAL =			563.00
Cored from		D.C.O.D. Top 6 1/4	Hrs. On Bottom	5 1/2	
Cored to		D.C.I.D. Top 2 3/4	Hrs. Off Bottom	1/2	
Reamed from		Pipe Size 4 1/2	Trip Time		
Reamed to		C.S.G. Set at 289	Serv. Time		
Total Bit Footage	273	C.S.G. Size 8 5/8	Rep. Time		
Bit Hrs.	12 3/4	Pipe in Hole 9 Jts.	Diesel Fuel Meter Reading		
Table R.P.M.	160	Pipe on Racks 126 Jts.	Today 3 gal.		
Depth 535	Deviation 3/4	Total Pipe on Lease 135 Jts.	Yesterday gal. 2		
Depth	Deviation		Consumption Gals.		
Depth	Deviation				
Depth	Deviation				

No. 1 Pump Size 7 1/4 X 14 — Liner Size 6 3/4 — No. 2 Pump Size — Liner Size

Time	Wt.	Vis.	Pump Stroke	Pump Pressure	Pit Gauge	Water Added
12	9.0	60	66	250	1/3	✓
1	9.0	50	66	250	1/3	✓
2	9.0	45	66	250	1/3	✓
3	9.0	52	66	300	1/3	✓
4	9.0	59	66	300	1/3	✓
5	9.0	66	66	300	1/3	✓
6	9.0	70	66	300	1/3	✓
7	9.0	90	66	300	1/3	✓

Water Loss: 7.2 — Filter Cake: 2/32 — PH: 12.5

Water Loss: 5.6 — Filter Cake: 2/32 — PH: 12.5

Mud Added Sacks: GEL 700#

Chemicals Added Lbs.: MYDROLIG SPERSENE 150# CAUSTIC 130#

CREW: Driller F. HARPER; Derrickman J. SPEARS; Cat Headman M. BRUSTESEL; Rotary Helper J. BATTY; Rotary Helper; Fireman L. D. PEARCE; Leaseman

MATERIALS CHARGED TO OPERATOR: Core Bit; Serial; Reaming Bit; Serial; Core Cutters SF HF; Core Catchers SF HF; Swab Cups; Swab Rubbers

REMARKS	FROM	TO
SERV RIG	12	12.15
DRILLING	12.15	6.00
RIG SERVICE	6	6.15
DRILLING	6.15	8.00

Drilled From 563 To 660 Hole Made 97

Bit No.	1	2	No. Stds.	4-5	Length 271.41
Serial No.	D95865	D95825	No. D.C.'s	9	Length 253.67
Bit Size	7 7/8	7 7/8			Length
Bit Type	VT	VT			Length
Dr. from	390	540	Kelly in =		37.92
Dr. to	540	660	TOTAL =		660.00
Cored from			D.C.O.D. Top 6 1/4	Hrs. On Bottom	1 1/4
Cored to			D.C.I.D. Top 2 3/4	Hrs. Off Bottom	1 3/4
Reamed from			Pipe Size 4 1/2	Trip Time	
Reamed to			C.S.G. Set at 289	Serv. Time	
Total Bit Footage	350	20	C.S.G. Size 8 5/8	Rep. Time	
Bit Hrs.	23	1	Pipe in Hole 13 Jts.	REMARKS:	
Table R.P.M.	160	160	Pipe on Racks 122 Jts.	CHECKED BOPS	
Depth 540	Deviation 1/2°		Total Pipe on Lease 135 Jts.	OPEN HOLE CK	
Depth	Deviation			CHECKED KELLY	
Depth	Deviation			COCK	
Depth	Deviation				

No. 1 Pump Size 7 1/4 X 14 — Liner Size 6 3/4 — No. 2 Pump Size — Liner Size

Time	Wt.	Vis.	Pump Stroke	Pump Pressure	Pit Gauge	Water Added
8	9.2	67	66	250	1/3	✓
9	9.2	67	66	250	1/3	✓
10	9.2	68	66	250	1/3	✓
11	9.1	65	68	250	1/3	✓
12	9.1	60	68	250	1/3	✓
1						
2						
3	9.1	68	68	250	1/3	✓

Water Loss: 5.5 — Filter Cake: 2/32 — PH: 12.5

Water Loss: 6.0 — Filter Cake: 2/32 — PH: 12.5

Mud Added Sacks: MY GEL 600#

Chemicals Added Lbs.: MY LO GEL 50#

CREW: Driller C. SMITH; Derrickman J. JOHNSTON; Cat Headman; Rotary Helper V. TINDALL; Rotary Helper F. SCHREYER; Fireman H. KERR; Leaseman T. BERRIAND

MATERIALS CHARGED TO OPERATOR: Core Bit; Serial; Reaming Bit; Serial; Core Cutters SF HF; Core Catchers SF HF; Swab Cups; Swab Rubbers

REMARKS	FROM	TO
SERV RIG	8.00	8.15
DRILLING	8.15	1.30
TRIP SURVEY TRIP FOR BIT	1.30	2.45
CLEAN OUT TO BOTTOM	2.45	3.00
DRILLING	3.00	4.00

Drilled From 660 To 832 Hole Made 172

Bit No.	2	No. Stds.	9	Length	540.70
Serial No.	D95825	No. D.C.'s	9	Length	253.67
Bit Size	7 7/8			Length	
Bit Type	VT			Length	
Dr. from	660	Kelly in =			37.63
Dr. to	832	TOTAL =			832.00
Cored from		D.C.O.D. Top 6 1/4	Hrs. On Bottom	7 1/4	
Cored to		D.C.I.D. Top 2 3/4	Hrs. Off Bottom	4	
Reamed from		Pipe Size 4 1/2	Trip Time		
Reamed to		C.S.G. Set at 289	Serv. Time		
Total Bit Footage	192	C.S.G. Size 8 5/8	Rep. Time		
Bit Hrs.	8 1/4	Pipe in Hole 18 Jts.	REMARKS:		
Table R.P.M.	140	Pipe on Racks 117 Jts.			
Depth 806	Deviation 3/4	Total Pipe on Lease 135 Jts.			
Depth	Deviation				
Depth	Deviation				
Depth	Deviation FUEL 6-2				

No. 1 Pump Size 7 1/4 X 14 — Liner Size 6 3/4 — No. 2 Pump Size — Liner Size

Time	Wt.	Vis.	Pump Stroke	Pump Pressure	Pit Gauge	Water Added
4	9.3	67	66	250	1/3	✓
5	9.3	60	66	250	1/3	✓
6	9.3	65	66	250	1/3	✓
7	9.3	71	66	250	1/3	✓
8	9.3	74	66	300	1/3	✓
9	9.3	72	66	400	1/3	✓
10	9.3	80	66	400	1/2	✓
11	9.3	78	66	400	1/2	

Water Loss: 6.1 — Filter Cake: 2/32 — PH: 12.0

Water Loss: 5.1 — Filter Cake: 2/32 — PH: 12.5

Water Loss: 5.2 — Filter Cake: 2/32 — PH: 12.5

Mud Added Sacks: MAGCOGEL 500#

Chemicals Added Lbs.: MY LO JEL 200# CAUSTIC 200# SPERSENE 200#

CREW: Driller H. BAMFORD; Derrickman A. LYNCHBURNER; Cat Headman P. DUPERRON; Rotary Helper D. HARWERKIN; Rotary Helper; Fireman D. MACAEG; Leaseman

MATERIALS CHARGED TO OPERATOR: Core Bit; Serial; Reaming Bit; Serial; Core Cutters SF HF; Core Catchers SF HF; Swab Cups; Swab Rubbers

WORK OVER FEB 28 RUN SCRAPER PIPE

REMARKS	FROM	TO
SERVICE RIG	400	415
DRILLING 8 3/4 HOLE	415	945
RUN SURVEY	945	1000
DRILLING 7 7/8 HOLE.	1000	1200

GUTHRIE McLAREN DRILLING LTD.

Company Representative: [illegible]

Tool Pusher:

Well No. BRIGGS TROUT RIVER #4

Lsd. ____ Sec. ____ Twp. ____ Rge. ____ W. ____

Date FEB 29/60

Drilled From ____ To ____ Hole Made ____

Bit No.		No. Stds.	Length
Serial No.		No. D.C.'s	Length
Bit Size			Length
Bit Type			Length
Dr. from		Kelly in =	
Dr. to		TOTAL =	
Cored from		D.C.O.D. Top	Hrs. On Bottom
Cored to		D.C.I.D. Top	Hrs. Off Bottom
Reamed from		Pipe Size	Trip Time
Reamed to		C.S.G. Set at	Serv. Time
Total Bit Footage		C.S.G. Size	Rep. Time
Bit Hrs.		Pipe in Hole Jts.	Diesel Fuel Meter Reading
Table R.P.M.		Pipe on Racks Jts.	Today FUEL 4'
		Total Pipe on Lease Jts.	Yesterday
			Consumption Gals.

Depth ____ Deviation ____
Depth ____ Deviation ____
Depth ____ Deviation ____
Depth ____ Deviation ____

Time	Wt.	Vis.	Pump Stroke	Pump Pressure	Pit Gauge	Water Added	No. 1 Pump Size	No. 2 Pump Size
12							Liner Size	Liner Size
1							Water-Loss	Filter Cake / PH
2								
3								
4								
5							Mud Added Sacks	
6							Chemicals Added Lbs.	
7								

CREW: Driller F. PROSE; Derrickman T. SPEERS; Cat Headman N. BERGMEISER; Rotary Helper L. LIFT; Rotary Helper; Fireman D. PERRAULT; Leaseman

MATERIALS CHARGED TO OPERATOR: Core Bit; Serial; Reaming Bit; Serial; Core Cutters SF. HF.; Core Catchers SF. HF.; Swab Cups; Swab Rubbers

REMARKS	FROM	TO
SERV. RIG	4	8.15
NIPPLE UP BOPS	8.15	8.30
LAY DOWN 7 1/4" D.C.	8.30	8.15
REV UP & DRILL MOUSE HOLE	8.15	9.00

Drilled From 290 To 310 Hole Made 20

Bit No.	1	No. Stds. 3	Length 28.83
Serial No.	095865	No. D.C.'s 9	Length 253.67
Bit Size	7 7/8		Length
Bit Type	VT		Length
Dr. from	290	Kelly in =	21.51
Dr. to	310	TOTAL =	310.00
Cored from		D.C.O.D. Top 6 1/4	Hrs. On Bottom
Cored to		D.C.I.D. Top 2 7/8	Hrs. Off Bottom
Reamed from		Pipe Size 4 1/2	Trip Time
Reamed to		C.S.G. Set at 289	Serv. Time
Total Bit Footage	20	C.S.G. Size 8 5/8	Rep. Time
Bit Hrs.	3	Pipe in Hole 1 Jts.	REMARKS:
Table R.P.M.	140	Pipe on Racks 134 Jts.	FUEL 4 3/4"
		Total Pipe on Lease 135 Jts.	

Depth ____ Deviation ____
Depth ____ Deviation ____
Depth ____ Deviation ____
Depth ____ Deviation ____

Time	Wt.	Vis.	Pump Stroke	Pump Pressure	Pit Gauge	Water Added	No. 1 Pump Size 7 1/4 x 14	No. 2 Pump Size
8							Liner Size 6 3/4	Liner Size
9							Water-Loss	Filter Cake / PH
10								12.0
11								
12								
1							Mud Added Sacks BIG GEL 2400	
2	9.0	43	65	250	1/4	C	Chemicals Added Lbs. BICARB 500	
3	9.0	48	65	250	1/4			

CREW: Driller J. CLARK; Derrickman H. HUCULAK; Cat Headman; Rotary Helper D. TINDALL; Rotary Helper E. STRESTON; Fireman H. BUCHE; Leaseman J. GERRARD 11 HRS WELDING ON CASING

MATERIALS CHARGED TO OPERATOR: Core Bit; Serial; Reaming Bit; Serial; Core Cutters SF. HF.; Core Catchers SF. HF.; Swab Cups; Swab Rubbers

REMARKS	FROM	TO
W.O.C.	8.00	12.30
RUN IN PRESSURE UP CASING	12.30	1.00
DRILL OUT CEMENT & SHOE	1.00	2.30
DRILL 7 7/8 HOLE	2.30	4.00

PRESSURE UP CASING TO 700 PSI FOR 15 MIN HELD OK

TOP OF CEMENT @ 282 A SPF

Drilled From 310 To 450 Hole Made 140

Bit No.	1	No. Stds. 3	Length 28.83
Serial No.	095865	No. D.C.'s 9	Length 253.67
Bit Size	7 7/8		Length
Bit Type	VT		Length
Dr. from	290	Kelly in =	21.51
Dr. to	450	TOTAL =	450.00
Cored from		D.C.O.D. Top 6 1/4	Hrs. On Bottom 7 1/4
Cored to		D.C.I.D. Top 2 7/8	Hrs. Off Bottom 3/4
Reamed from		Pipe Size 4 1/2	Trip Time
Reamed to		C.S.G. Set at 289	Serv. Time
Total Bit Footage	160	C.S.G. Size 8 5/8	Rep. Time
Bit Hrs.	10 1/4	Pipe in Hole 6 Jts.	REMARKS:
Table R.P.M.	150	Pipe on Racks 129 Jts.	
		Total Pipe on Lease 135 Jts.	

Depth 354 Deviation 1/4
Depth 445 Deviation 1/4
Depth ____ Deviation ____

Time	Wt.	Vis.	Pump Stroke	Pump Pressure	Pit Gauge	Water Added	No. 1 Pump Size 7 1/4 x 14	No. 2 Pump Size
4	9.0	43	65	250	1/4	✓	Liner Size 6 3/4	Liner Size
5	9.0	45	65	250	1/4	✓	Water-Loss	Filter Cake / PH
6	9.0	47	65	250	1/4	✓	17	2/32 / 13
7	9.0	42	65	250	1/4	✓	8.6	2/32 / 12.0
8	9.0	55	65	250	1/4	✓		BICARB 100#
9	9.0	64	65	250	1/4	✓	Mud Added Sacks	NACOGEL 300#
10	9.0	74	65	250	1/4	✓	Chemicals Added Lbs.	MY-LO-JEL 150#
11	9.0	92	65	250	1/4	✓		CAUSTIC 50#
								SPERSENE 50#

CREW: Driller H. BRAMFORD; Derrickman A. LUNDBERG; Cat Headman F. DUPERRON; Rotary Helper C. HOBBLOCK; Rotary Helper; Fireman D. MACKEY; Leaseman

MATERIALS CHARGED TO OPERATOR: Core Bit; Serial; Reaming Bit; Serial; Core Cutters SF. HF.; Core Catchers SF. HF.; Swab Cups; Swab Rubbers

REMARKS	FROM	TO
SERVICE RIG	7.00	11.00
DRILLING 7 7/8 HOLE	11.00	1.15
RUN SURVEY	1.15	1.30
DRILLING 7 7/8 HOLE	1.30	6.30
DRILLING 7 7/8 HOLE	6.30	11.15
RUN SURVEY	11.15	11.30
DRILLING 7 7/8 HOLE	11.30	1.00

Company Representative: Peter Lobay

Tool Pusher:

GUTHRIE McLAREN DRILLING LTD.

Date Feb 28

Well No. Briggs Trout River #4

Lsd. ____ Sec. ____ Twp. ____ Rge. ____ W. ____

Drilled From ____ To ____ Hole Made ____

Bit No.		No. Stds.	Length
Serial No.		No. D.C.'s	Length
Bit Size			Length
Bit Type			Length
Dr. from		Kelly in =	
Dr. to		TOTAL =	
Cored from		D.C.O.D. Top	Hrs. On Bottom
Cored to		D.C.I.D. Top	Hrs. Off Bottom
Reamed from		Pipe Size	Trip Time
Reamed to		C.S.G. Set at	Serv. Time
Total Bit Footage		C.S.G. Size	Rep. Time
Bit Hrs.		Pipe in Hole	Jts.
Table R.P.M.		Pipe on Racks	Jts.
		Total Pipe on Lease	Jts.

Diesel Fuel Meter Reading

Today 5 feet

Yesterday

Consumption Gals.

Depth ____ Deviation ____

Depth ____ Deviation ____

Depth ____ Deviation ____

Depth ____ Deviation ____

Time	Wt.	Vis.	Pump Stroke	Pump Pressure	Pit Gauge	Water Added	No. 1 Pump Size	No. 2 Pump Size
12							Liner Size	Liner Size
1							Water-Loss	Filter Cake / PH
2								
3								
4								
5							Mud Added Sacks	
6							Chemicals Added Lbs. 1 oz BICARB	
7								

CREW

Driller: F. LAPASSE
Derrickman: J. SPEERS
Cat Headman: H. FRESIREISER
Rotary Helper: L. LOTT
Rotary Helper:
Fireman: L. O'PERRON
Leaseman:

MATERIALS CHARGED TO OPERATOR

Core Bit ____ Serial ____
Reaming Bit ____ Serial ____
Core Cutters ____ SF. HF. ____ Core Catchers ____ SF. HF. ____
Swab Cups ____ Swab Rubbers ____

REMARKS	FROM	TO
SERO. Rig.	12.00	12.15
Circ & Work casing.	12.15	12.45
Run Cement	12.45	1.00
W.O.C.	1.00	8.00
Ran 274.80 FT 8 5/8 24 lb		
J-55 Casing		
Set at 288.80		
Cemented by Howco with		
175 sx Inland Cement 2% CACL2		
Job completed 1:00 AM		
12.40 From K.B. To Top		
Casing bowl.		

Drilled From ____ To ____ Hole Made ____

Bit No.		No. Stds.	Length
Serial No.		No. D.C.'s	Length
Bit Size			Length
Bit Type			Length
Dr. from		Kelly in =	
Dr. to		TOTAL =	
Cored from		D.C.O.D. Top	Hrs. On Bottom
Cored to		D.C.I.D. Top	Hrs. Off Bottom
Reamed from		Pipe Size	Trip Time
Reamed to		C.S.G. Set at	Serv. Time
Total Bit Footage		C.S.G. Size	Rep. Time
Bit Hrs.		Pipe in Hole	Jts.
Table R.P.M.		Pipe on Racks	Jts.
		Total Pipe on Lease	Jts.

REMARKS: CHECKED FIRE EXTINGUISHERS

Depth ____ Deviation ____

Depth ____ Deviation ____

Depth ____ Deviation ____

Depth ____ Deviation ____

Time	Wt.	Vis.	Pump Stroke	Pump Pressure	Pit Gauge	Water Added	No. 1 Pump Size	No. 2 Pump Size
8							Liner Size	Liner Size
9							Water-Loss	Filter Cake / PH
10								
11								
12								
1							Mud Added Sacks	
2							Chemicals Added Lbs.	
3								

CREW

Driller: O. CLARK
Derrickman: H. HUCULAK
Cat Headman:
Rotary Helper: D. TINDALL
Rotary Helper: F. SIBBESTON
Fireman: H. ROGGE
Leaseman: J. GERRANDT

MATERIALS CHARGED TO OPERATOR

Core Bit ____ Serial ____
Reaming Bit ____ Serial ____
Core Cutters ____ SF. HF. ____ Core Catchers ____ SF. HF. ____
Swab Cups ____ Swab Rubbers ____

REMARKS	FROM	TO
16 HRS WELD CASING SHOE & CASING HELP RUN CASING		
W.O.C.	8.00	1.00
SLACK OFF BACK OFF LANDING JOINT	1.00	1.15
MIX 10 SAX CEMENT RUN IN AROUND TOP OF CASING	1.15	1.45
GAS BUBBLING UP AROUND		
OUTSIDE OF CASING ALSO BUBBLES		
COMING UP INSIDE CASING		
PICK UP LANDING JOINT ATTEMPT	1.45	
TO PULL CASING		
PUT ON KELLY HOSE PRESSURE		
UP CASING TO 300 PSI		4.00
HOLDING OK.		

Drilled From ____ To ____ Hole Made ____

Bit No.		No. Stds.	Length
Serial No.		No. D.C.'s	Length
Bit Size			Length
Bit Type			Length
Dr. from		Kelly in =	
Dr. to		TOTAL =	
Cored from		D.C.O.D. Top	Hrs. On Bottom
Cored to		D.C.I.D. Top	Hrs. Off Bottom
Reamed from		Pipe Size	Trip Time
Reamed to		C.S.G. Set at	Serv. Time
Total Bit Footage		C.S.G. Size	Rep. Time
Bit Hrs.		Pipe in Hole	Jts.
Table R.P.M.		Pipe on Racks	Jts.
		Total Pipe on Lease	Jts.

REMARKS:

Depth ____ Deviation ____

Depth ____ Deviation ____

Depth ____ Deviation ____

Depth ____ Deviation ____

Time	Wt.	Vis.	Pump Stroke	Pump Pressure	Pit Gauge	Water Added	No. 1 Pump Size	No. 2 Pump Size
4							Liner Size	Liner Size
5							Water-Loss	Filter Cake / PH
6								
7								
8								
9							Mud Added Sacks	
10							Chemicals Added Lbs.	
11								

CREW

Driller: H. BRAMFORD
Derrickman: H. LUMBERNET
Cat Headman: F. DUPERRON
Rotary Helper: C. HUCULAK
Rotary Helper:
Fireman: D. MACKES
Leaseman:

MATERIALS CHARGED TO OPERATOR

Core Bit ____ Serial ____
Reaming Bit ____ Serial ____
Core Cutters ____ SF. HF. ____ Core Catchers ____ SF. HF. ____
Swab Cups ____ Swab Rubbers ____

REMARKS	FROM	TO
W.O.C.	8.00	1.00
NIPPLE up BOPS	1.00	1.00

GUTHRIE McLAREN DRILLING LTD.

Company Representative: Art Whitting

Tool Pusher:

Date: Feb 27th / 60

Well No.: Trout River 2 Ft

Lsd. ____ Sec. ____ Twp. ____ Rge. ____ W. ____

Drilled From ____ To ____ Hole Made ____

Bit No.			No. Stds.	Length	
Serial No.			No. D.C.'s	Length	
Bit Size				Length	
Bit Type				Length	
Dr. from			Kelly in =		
Dr. to			TOTAL =		
Cored from			D.C.O.D. Top	Hrs. On Bottom	
Cored to			D.C.I.D. Top	Hrs. Off Bottom	
Reamed from			Pipe Size	Trip Time	
Reamed to			C.S.G. Set at	Serv. Time	
Total Bit Footage			C.S.G. Size	Rep. Time	
Bit Hrs.			Pipe in Hole	Jts.	Diesel Fuel Meter Reading
Table R.P.M.			Pipe on Racks	Jts.	Today 5-7
Depth		Deviation	Total Pipe on Lease	Jts.	Yesterday
Depth		Deviation			Consumption Gals.
Depth		Deviation			
Depth		Deviation			

Time	Wt.	Vis.	Pump Stroke	Pump Pressure	Pit Gauge	Water Added	No. 1 Pump Size	No. 2 Pump Size
12							Liner Size	Liner Size
1							Water-Loss	Filter Cake / PH
2								
3								
4								
5							Mud Added Sacks	MAGCOFEI 2700 #
6							Chemicals Added Lbs.	
7								

CREW: Driller H. GRAMFORD; Derrickman A. GRAMFORD; Cat Headman F. D. PERRON; Rotary Helper E. HOCULAK; Rotary Helper ____; Fireman O. MACKEY; Leaseman ____

MATERIALS CHARGED TO OPERATOR: Core Bit ____ Serial ____; Reaming Bit ____ Serial ____; Core Cutters SF. HF. ____ Core Catchers SF. HF. ____; Swab Cups ____ Swab Rubbers ____

REMARKS	FROM	TO
SERVICE RIG	1700	1915
PREPARE TO DIG RAT HOLE	1915	600
WORK ON CONDUCTOR PIPE	600	
RIG UP TO SPUD IN.		800

Drilled From 0 To 100 Hole Made 100

Bit No.	1	2	No. Stds.	Length	
Serial No.	62355	R-T	No. D.C.'s 3	Length	82.36
Bit Size	8 3/4	12 1/4	1-F Sub	Length	1.50
Bit Type	OSC	SC		Length	
Dr. from	0	45	Kelly in =		16.14
Dr. to	45	100	TOTAL =		100.00
Cored from			D.C.O.D. Top	Hrs. On Bottom	5
Cored to			D.C.I.D. Top	Hrs. Off Bottom	3
Reamed from		0	Pipe Size	Trip Time	
Reamed to		45	C.S.G. Set at	Serv. Time	
Total Bit Footage	45	100	C.S.G. Size	Rep. Time	
Bit Hrs.	2 1/4	2 3/4	Pipe in Hole	Jts.	REMARKS:
Table R.P.M.	100	180	Pipe on Racks	Jts.	CHECK FLOW
Depth 90	Deviation 1/2°		Total Pipe on Lease	Jts.	FITTING KELLY
Depth	Deviation				COCK & DRILL
Depth	Deviation				LINE OK
Depth	Deviation				

Time	Wt.	Vis.	Pump Stroke	Pump Pressure	Pit Gauge	Water Added	No. 1 Pump Size	No. 2 Pump Size
8							Liner Size	Liner Size
9							Water-Loss	Filter Cake / PH
10								
11	45	65	200			✓		
12	90	52	65	200		✓		
1	90	52	65	200		✓	Mud Added Sacks	24 SKS
2	90	54	65	200		✓	Chemicals Added Lbs.	BICARB 100
3	90	54	65	200		✓		

CREW: Driller L. CRASSE; Derrickman J. SEFAS; Cat Headman J. SEASTAISER; Rotary Helper J. LATIT; Rotary Helper ____; Fireman L. PERRON; Leaseman P. CHARRAT TO HAS COMPLETED CONP.

MATERIALS CHARGED TO OPERATOR: Core Bit ____ Serial ____; Reaming Bit ____ Serial ____; Core Cutters SF. HF. ____ Core Catchers SF. HF. ____; Swab Cups ____ Swab Rubbers ____

REMARKS	FROM	TO
SERV RIG	8	8.45
NIPPLE UP CONDUCTOR PIPE	8.45	
FLOW NIPPLE		10.45
SPUD IN W/ 8 3/4" PILOT	10.45	1
REAM OUT TO 12 1/4	1	2.30
DRILL AHEAD	2.30	5.45
RUN SURVEY	5.45	6.00
Spudded in 10 45 AM		

Drilled From 180 To 290 Hole Made 190

Bit No.	2A		No. Stds. 1-3	Length	91.45
Serial No.	R.T.		No. D.C.'s 6	Length	167.80
Bit Size	12 1/4			Length	
Bit Type	OSC			Length	
Dr. from	45		Kelly in =		30.75
Dr. to	290		TOTAL =		290.00
Cored from			D.C.O.D. Top	Hrs. On Bottom	
Cored to			D.C.I.D. Top	Hrs. Off Bottom	
Reamed from			Pipe Size	Trip Time	
Reamed to			C.S.G. Set at	Serv. Time	
Total Bit Footage	245		C.S.G. Size	Rep. Time	
Bit Hrs.	7		Pipe in Hole	Jts.	REMARKS:
Table R.P.M.	180		Pipe on Racks	Jts.	
Depth 180	Deviation 1/2°		Total Pipe on Lease	Jts.	
Depth 290	Deviation 1/2°				
Depth	Deviation				
Depth	Deviation				

Time	Wt.	Vis.	Pump Stroke	Pump Pressure	Pit Gauge	Water Added	No. 1 Pump Size	No. 2 Pump Size
4	9.0	50	65	200	1/3	0	7 3/4 x 14 Liner Size 6 3/4	Liner Size
5	9	50	65	200	1/3	0	Water-Loss	Filter Cake / PH
6	9	48	65	200	1/3	0		
7	9	48	65	200	1/3	0		
8	9	49	65	200	1/3	0		
9	9	49	65	200	1/3	0	Mud Added Sacks	MAGCOFEI 300
10							Chemicals Added Lbs.	
11								

CREW: Driller D. CLARK; Derrickman D. HAGGLUND; Cat Headman ____; Rotary Helper D. TINDALL; Rotary Helper E. SPRESTON; Fireman H. RUGGLE; Leaseman ____

MATERIALS CHARGED TO OPERATOR: Core Bit ____ Serial ____; Reaming Bit ____ Serial ____; Core Cutters SF. HF. ____ Core Catchers SF. HF. ____; Swab Cups ____ Swab Rubbers ____

REMARKS	FROM	TO
SERV RIG	4.00	4.45
DRILLING	4.45	5.30
SURVEY	5.30	5.45
DRILLING	5.45	8.45
SURVEY	8.45	9.00
TRIPPING & CIRC TO COND HOLE	9.00	10.30
RIG TO RUN CASING & RUN CASING	10.30	12.00

GUTHRIE McLAREN DRILLING LTD.

Company Representative: Arte Stebing

Tool Pusher:

Date: Feb. 26th/60

Well No: Brigt Trout River ~~#1~~ # 4

Lsd. ____ Sec. ____ Twp. ____ Rge. ____ W. ____

Drilled From ____ To ____ Hole Made ____

Bit No.		No. Stds.	Length
Serial No.		No. D.C.'s	Length
Bit Size			Length
Bit Type			Length
Dr. from		Kelly in =	
Dr. to		TOTAL =	
Cored from		D.C.O.D. Top	Hrs. On Bottom
Cored to		D.C.I.D. Top	Hrs. Off Bottom
Reamed from		Pipe Size	Trip Time
Reamed to		C.S.G. Set at	Serv. Time
Total Bit Footage		C.S.G. Size	Rep. Time
Bit Hrs.		Pipe in Hole	Jts.
Table R.P.M.		Pipe on Racks	Jts.
Depth	Deviation	Total Pipe on Lease	Jts.
Depth	Deviation		
Depth	Deviation		
Depth	Deviation		

Diesel Fuel Meter Reading: Today ____ Yesterday ____ Consumption ____ Gals.

Time	Wt.	Vis.	Pump Stroke	Pump Pressure	Pit Gauge	Water Added	No. 1 Pump Size / Liner Size	No. 2 Pump Size / Liner Size
12								
1								
2								
3								
4								
5								
6								
7								

Water Loss ____ Filter Cake ____ PH ____

Mud Added Sacks ____ Chemicals Added Lbs. ____

CREW: Driller H. BAMFORD; Derrickman A. GUSHURNER; Cat Headman E. DOBERRON; Rotary Helper C. HINCHLAK; Rotary Helper ____; Fireman D. MACKEY; Leaseman ____

MATERIALS CHARGED TO OPERATOR: Core Bit ____ Serial ____; Reaming Bit ____ Serial ____; Core Cutters SF. HF. ____ Core Catchers SF. HF. ____; Swab Cups ____ Swab Rubbers ____

REMARKS	FROM	TO
Rigs cng up	1200	200

Drilled From ____ To ____ Hole Made ____

Bit No.		No. Stds.	Length
Serial No.		No. D.C.'s	Length
Bit Size			Length
Bit Type			Length
Dr. from		Kelly in =	
Dr. to		TOTAL =	
Cored from		D.C.O.D. Top	Hrs. On Bottom
Cored to		D.C.I.D. Top	Hrs. Off Bottom
Reamed from		Pipe Size	Trip Time
Reamed to		C.S.G. Set at	Serv. Time
Total Bit Footage		C.S.G. Size	Rep. Time
Bit Hrs.		Pipe in Hole	Jts.
Table R.P.M.		Pipe on Racks	Jts.
Depth	Deviation	Total Pipe on Lease	Jts.
Depth	Deviation		
Depth	Deviation		
Depth	Deviation		

REMARKS:

Time	Wt.	Vis.	Pump Stroke	Pump Pressure	Pit Gauge	Water Added	No. 1 Pump Size / Liner Size	No. 2 Pump Size / Liner Size
8								
9								
10								
11								
12								
1								
2								
3								

Water Loss ____ Filter Cake ____ PH ____

Mud Added Sacks ____ Chemicals Added Lbs. ____

CREW: Driller F. LACASSE; Derrickman N. SPERS; Cat Headman N. BERSTRESER; Rotary Helper L. PESTP; Rotary Helper ____; Fireman J. DUPRAU; Leaseman V. CLARENT

MATERIALS CHARGED TO OPERATOR: Core Bit ____ Serial ____; Reaming Bit ____ Serial ____; Core Cutters SF. HF. ____ Core Catchers SF. HF. ____; Swab Cups ____ Swab Rubbers ____

REMARKS	FROM	TO
SERV. RIG	8	
RIGGING UP		1.30
RIG UP & DRILL INC CONDUCTOR PIPE HOLE	1.30	4:00

Drilled From ____ To ____ Hole Made ____

Bit No.		No. Stds.	Length
Serial No.		No. D.C.'s	Length
Bit Size			Length
Bit Type			Length
Dr. from		Kelly in =	
Dr. to		TOTAL =	
Cored from		D.C.O.D. Top	Hrs. On Bottom
Cored to		D.C.I.D. Top	Hrs. Off Bottom
Reamed from		Pipe Size	Trip Time
Reamed to		C.S.G. Set at	Serv. Time
Total Bit Footage		C.S.G. Size	Rep. Time
Bit Hrs.		Pipe in Hole	Jts.
Table R.P.M.		Pipe on Racks	Jts.
Depth	Deviation	Total Pipe on Lease	Jts.
Depth	Deviation		
Depth	Deviation		
Depth	Deviation		

REMARKS:

Time	Wt.	Vis.	Pump Stroke	Pump Pressure	Pit Gauge	Water Added	No. 1 Pump Size / Liner Size	No. 2 Pump Size / Liner Size
4								
5								
6								
7								
8								
9							Mud Added Sacks 2200 # GEL	
10								
11								

Water Loss ____ Filter Cake ____ PH ____

Chemicals Added Lbs. ____

CREW: Driller G. CLARK; Derrickman H. HUCULAK; Cat Headman ____; Rotary Helper D. TUNDAL; Rotary Helper E. SIBESTON; Fireman H. BUCCE; Leaseman ____

MATERIALS CHARGED TO OPERATOR: Core Bit ____ Serial ____; Reaming Bit ____ Serial ____; Core Cutters SF. HF. ____ Core Catchers SF. HF. ____; Swab Cups ____ Swab Rubbers ____

REMARKS	FROM	TO
D.C. CONDUCTOR PIPE HOLE	4:00	4:30
SET IN CONDUCTOR PIPE	4:30	5:00
CEMENT SAME	5:00	5:30
W.O.C. CIRC MUD TANKS + MIX MUD	5:30	12:00

GUTHRIE McLAREN DRILLING LTD.

Company Representative: Peter Petkey

Tool Pusher:

Date: FEB 24 1960

Briggs Well No. TROUT RIVER #4

Lsd. ____ Sec. ____ Twp. ____ Rge. ____ W. ____

Drilled From ____ To ____ Hole Made ____

Bit No.			No. Stds.		Length
Serial No.			No. D.C.'s		Length
Bit Size					Length
Bit Type					Length
Dr. from			Kelly in		
Dr. to			TOTAL		
Cored from			D.C.O.D. Top		Hrs. On Bottom
Cored to			D.C.I.D. Top		Hrs. Off Bottom
Reamed from			Pipe Size		Trip Time
Reamed to			C.S.G. Set at		Serv. Time
Total Bit Footage			C.S.G. Size		Rep. Time
Bit Hrs.			Pipe in Hole	Jts.	Diesel Fuel Meter Reading
Table R.P.M.			Pipe on Racks	Jts.	Today
Depth	Deviation		Total Pipe on Lease	Jts.	Yesterday
Depth	Deviation				Consumption Gals.
Depth	Deviation				
Depth	Deviation				

Time	Wt.	Vis.	Pump Stroke	Pump Pressure	Pit Gauge	Water Added	No. 1 Pump Size	No. 2 Pump Size
12							Liner Size	Liner Size
1							Water-Loss	Filter Cake / PH
2								
3								
4							Mud Added Sacks	
5								
6							Chemicals Added Lbs.	
7								

CREW		MATERIALS CHARGED TO OPERATOR		
Driller	H BAMFORD 9 hrs	Bit	Serial	
Derrickman	A GUMBERNEL 9 hrs	Reaming Bit	Serial	
Cat Headman	E DOUPERON 9 hrs	Cutters SF HF	Core Catchers SF HF	
Rotary Helper	C HOLLAY 9 hrs	Cups	Swab Rubbers	
Rotary Helper				
Fireman	D MACKEY 16 hrs			
Leaseman				

REMARKS	FROM	TO
MOVING & Rigging up CAMP	800	500

Drilled From ____ To ____ Hole Made ____

Bit No.			No. Stds.		Length
Serial No.			No. D.C.'s		Length
Bit Size					Length
Bit Type					Length
Dr. from			Kelly in		
Dr. to			TOTAL		
Cored from			D.C.O.D. Top		Hrs. On Bottom
Cored to			D.C.I.D. Top		Hrs. Off Bottom
Reamed from			Pipe Size		Trip Time
Reamed to			C.S.G. Set at		Serv. Time
Total Bit Footage			C.S.G. Size		Rep. Time
Bit Hrs.			Pipe in Hole	Jts.	REMARKS:
Table R.P.M.			Pipe on Racks	Jts.	
Depth	Deviation		Total Pipe on Lease	Jts.	
Depth	Deviation				
Depth	Deviation				
Depth	Deviation				

Time	Wt.	Vis.	Pump Stroke	Pump Pressure	Pit Gauge	Water Added	No. 1 Pump Size	No. 2 Pump Size
8							Liner Size	Liner Size
9							Water-Loss	Filter Cake / PH
10								
11		45	65			✓		
12	9.3	52	65			✓		
1	9.3	52	65			✓	Mud Added Sacks	24 SKS
2	9.3	54	65			✓	Chemicals Added Lbs.	BICARB 100
3	10	54	65			✓		

CREW		MATERIALS CHARGED TO OPERATOR		
Driller	E LACASSE 9 HRS	Core Bit	Serial	
Derrickman	L SEES 9 HRS	Reaming Bit	Serial	
Cat Headman	N BEAUTREPER 9 HRS	Cutters SF HF	Core Catchers SF HF	
Rotary Helper		Swab Cups	Swab Rubbers	
Rotary Helper				
Fireman	L DOUPERON 9 HRS			
Leaseman	T CERBRANDI 9 HRS			

REMARKS	FROM	TO
MOVING & RIGGING UP CAMP		
J. SPEERS 30 HRS SOURPIPE		
FOR L. SUTHERLAND ON 20 21 22 10		
& FEB FROM EDMONTON		

Drilled From ____ To ____ Hole Made ____

Bit No.			No. Stds.		Length
Serial No.			No. D.C.'s		Length
Bit Size					Length
Bit Type					Length
Dr. from			Kelly in		
Dr. to			TOTAL		
Cored from			D.C.O.D. Top		Hrs. On Bottom
Cored to			D.C.I.D. Top		Hrs. Off Bottom
Reamed from			Pipe Size		Trip Time
Reamed to			C.S.G. Set at		Serv. Time
Total Bit Footage			C.S.G. Size		Rep. Time
Bit Hrs.			Pipe in Hole	Jts.	REMARKS:
Table R.P.M.			Pipe on Racks	Jts.	
Depth	Deviation		Total Pipe on Lease	Jts.	
Depth	Deviation				
Depth	Deviation				
Depth	Deviation				

Time	Wt.	Vis.	Pump Stroke	Pump Pressure	Pit Gauge	Water Added	No. 1 Pump Size	No. 2 Pump Size
4							Liner Size	Liner Size
5							Water-Loss	Filter Cake / PH
6								
7								
8								
9							Mud Added Sacks	
10							Chemicals Added Lbs.	
11								

CREW		MATERIALS CHARGED TO OPERATOR		
Driller	O CLARK 9 HRS	Bit	Serial	
Derrickman	H HOLCULAK 10 HRS	Reaming Bit	Serial	
Cat Headman		Core Cutters SF HF	Core Catchers SF HF	
Rotary Helper	D TINDALL 9 HRS	Cups	Swab Rubbers	
Rotary Helper	E GIBBESTON 9 HRS			
Fireman	H LOUGHEED 9 HRS			
Leaseman				

REMARKS	FROM	TO
MOVING & RIGGING UP CAMP	800	500