

Canada Oil and Gas Lands Administration
Administration des pétroles et du gaz des terres du Canada
MAR 23 1993
Resource Evaluation Branch
Direction de l'évaluation des ressources
Project #

9229-5666

Shell Canada Limited

A006600026

MIGRATED STACK
NORMAL POLARITY

SP 411 TO 1046
W <---------> E

AREA: THINAHTEA

FOLD: 60
DATUM: 550M VCOR: 3050 M/S
SHOT BY: SONIC EXPLORATION
DATE: FEB. 1989

FIELD PARAMETERS:

RECORDING INSTRUMENT:
RECORDER: DFSV-828
HIGH CUT FILTER: 180 HZ - 72 DB/OCT
RECORD LENGTH: 3.0 SEC
DISC SAMPLE INTERVAL: 2 MS
TAPE FORMAT: SEGB

GEOPHONE ARRAY:
1 STRING OF 12 LRS
2.20 M BETWEEN GEOPHONES
14 HZ RESONANT FREQUENCY
0.6 DAMPING FACTOR

SOURCE:
NON-LINEAR VIBROSEIS
SWEEP FREQUENCIES: 6 - 74 HZ
SWEEP LENGTH: 8 S
SLIPS: 4 @@/OS
BASE FREQUENCY: 8 HZ
VP OFFSET: 12.5 M TOWARD ASCENDING STATION

SPREAD GEOMETRY:
DIRECTION SHOT: W ---------> E
STATION SPACING 25.0M SOURCE SPACING 25.0M

SPREAD DIAGRAM - VP 731

```
TRN  1                 60   V   61                120
                            |
STN  670             729 P  |  734               793
     |                      |                    |
     |                      |                    |
-1537.5M      - 62.5M      62.5M            1537.5M
```

PROCESSING SEQUENCE:

- DEMULTIPLEX
- GEOMETRY
- DERIVE REFRACTION STATICS
- DESPIKE
- ANTI-ALIAS FILTER
- RESAMPLE TO 4 MS
- EDIT BAD TRACES
- EXPONENTIAL GAIN CORRECTION
- KF FILTER
  - VELOCITY LIMITS -1500, 1500 M/S
- DEABSORPTION
- DECONVOLUTION
  - WHITE NOISE: 0.0100%
  - DERIVE GATE 2: 400 TO 1500 MS
  - APPLY GATE: 400 TO 3000 MS
  - FILTER LENGTH: 120 MS
- SORT TO CMP-NOISE
- VELOCITY ANALYSIS WITH RESPECT TO SURFACE
- COMPUTE SURFACE CONSISTENT STATICS
  - DERIVE GATE: 500 - 1300 MS
  - MAXIMUM SHIFT 28 MS
- MULTIPLES ATTENUATED
- COMPUTE SURFACE CONSISTENT STATICS
  - DERIVE GATE: 500 - 1300 MS
  - MAXIMUM SHIFT 20 MS
- NMO CORRECT AND APPLY STATICS
- APPLY ELEVATION CORRECTION
- APPLY MUTING
- TRACE-BY-TRACE RMS NORMALIZATION
  - DERIVE WINDOW : 800 TO 1300 MS. LEVEL : 2000
- CMP STACK
- WAVE EQUATION (KIRCHOFF) MIGRATION
- TODE STACKING VELOCITY
- RESAMPLE TO 1 MS
- WHITENING DECONVOLUTION
- FINAL DISPLAY FILTER
  - 15/3- 80/10 HZ

DISPLAY PARAMETERS:

HORIZONTAL SCALE 12 TR/IN
VERTICAL SCALE 7.50 IN/SEC

INTERPRETER: LEAVY
PROCESSOR: JONGERIUS
DATE: AUG.-1989
QUALITY CONTROL: L. JOHNSON

Terra Survey Ltd.
2060 Walkley Rd.
Ottawa, Ont.
Canada K1G 3P5
Tel. (613) 731-8571
Telex: 053-3502
Cable: TERRA
PROJ. NO. 0220-SO-GE
LINE NO. A006600026
PART NO. 1 OF 6
R.R. 8X

terra surveys ltd
2060 Walkley Rd. Ottawa, Ont.
Canada K1G 3P5
Tel. (613) 731-9571
Telex: 053-3502 Cable: TERRA

PROJ. NO. 9229-S6-6E LINE NO. A0066000026 PART NO. 2 OF 5 R.R. 8X



terra surveys inc
2060 Walkley Rd. Ottawa, Ont.
Canada K1G 3P5
Tel. (613) 731-9571
Telex: 053-3502 Cable: TERRA

PROJ. NO. 0220-S6-6E LINE NO. A006600020 PART NO. 3 OF 5 R.R. 8X



terra surveys ltd
2060 Walkley Rd. Ottawa, Ont.
Canada K1G 3P5
Tel. (613) 731-9571
Telex: 053-3502 Cable: TERRA

PROJ. NO. 0220-86-6E LINE NO. A006600026 PART NO. 4 OF 5 R.R. 8X



terra survey ltd
2060 Walkley Rd. Ottawa, Ont.
Canada K1G 3P5
Tel. (613) 731-9571
Telex: 053-3502 Cable: TERRA

PROJ. NO. 9229-S6-6E LINE NO. A0066000026 PART NO. 5 OF 5 R.R. 8X