

VELOCITIES AT SP 698

TIME	DEPTH	V-RMS	V-INT
MS	M	M/S	M/S
200	200	5375	5375
400	1183	5100	4851
600	2109	5250	5250
800	2969	5450	5450
1000	3768	5575	5682
1200	4549	5675	5775
1400	5342	5775	5874
1600	6145	5875	5974
1800	6962	5975	6074
2000	7790	6075	6174
2200	8629	6175	6274
2400	9479	6275	6374
2600	10340	6375	6474
2800	11212	6475	6574
3000	12095	6575	6674
3200	12989	6675	6774
3400	13893	6775	6874
3600	14808	6875	6974
3800	15733	6975	7074
4000	16668	7075	7174
4200	17613	7175	7274
4400	18568	7275	7374
4600	19533	7375	7474
4800	20508	7475	7574
5000	21493	7575	7674

VELOCITIES AT SP 682

TIME	DEPTH	V-RMS	V-INT
MS	M	M/S	M/S
200	200	5300	5300
400	1181	5250	5250
600	2108	5350	5350
800	2969	5450	5450
1000	3768	5575	5682
1200	4549	5675	5775
1400	5342	5775	5874
1600	6145	5875	5974
1800	6962	5975	6074
2000	7790	6075	6174
2200	8629	6175	6274
2400	9479	6275	6374
2600	10340	6375	6474
2800	11212	6475	6574
3000	12095	6575	6674
3200	12989	6675	6774
3400	13893	6775	6874
3600	14808	6875	6974
3800	15733	6975	7074
4000	16668	7075	7174
4200	17613	7175	7274
4400	18568	7275	7374
4600	19533	7375	7474
4800	20508	7475	7574
5000	21493	7575	7674

VELOCITIES AT SP 645

TIME	DEPTH	V-RMS	V-INT
MS	M	M/S	M/S
200	200	5300	5300
400	1181	5250	5250
600	2108	5350	5350
800	2969	5450	5450
1000	3768	5575	5682
1200	4549	5675	5775
1400	5342	5775	5874
1600	6145	5875	5974
1800	6962	5975	6074
2000	7790	6075	6174
2200	8629	6175	6274
2400	9479	6275	6374
2600	10340	6375	6474
2800	11212	6475	6574
3000	12095	6575	6674
3200	12989	6675	6774
3400	13893	6775	6874
3600	14808	6875	6974
3800	15733	6975	7074
4000	16668	7075	7174
4200	17613	7175	7274
4400	18568	7275	7374
4600	19533	7375	7474
4800	20508	7475	7574
5000	21493	7575	7674

VELOCITIES AT SP 629

TIME	DEPTH	V-RMS	V-INT
MS	M	M/S	M/S
200	200	5300	5300
400	1181	5250	5250
600	2108	5350	5350
800	2969	5450	5450
1000	3768	5575	5682
1200	4549	5675	5775
1400	5342	5775	5874
1600	6145	5875	5974
1800	6962	5975	6074
2000	7790	6075	6174
2200	8629	6175	6274
2400	9479	6275	6374
2600	10340	6375	6474
2800	11212	6475	6574
3000	12095	6575	6674
3200	12989	6675	6774
3400	13893	6775	6874
3600	14808	6875	6974
3800	15733	6975	7074
4000	16668	7075	7174
4200	17613	7175	7274
4400	18568	7275	7374
4600	19533	7375	7474
4800	20508	7475	7574
5000	21493	7575	7674

VELOCITIES AT SP 601

TIME	DEPTH	V-RMS	V-INT
MS	M	M/S	M/S
200	200	5100	5100
400	1147	5100	5100
600	2049	5250	5250
800	2917	5350	5350
1000	3749	5450	5511
1200	4549	5575	5682
1400	5342	5675	5775
1600	6145	5775	5874
1800	6962	5875	5974
2000	7790	5975	6074
2200	8629	6075	6174
2400	9479	6175	6274
2600	10340	6275	6374
2800	11212	6375	6474
3000	12095	6475	6574
3200	12989	6575	6674
3400	13893	6675	6774
3600	14808	6775	6874
3800	15733	6875	6974
4000	16668	6975	7074
4200	17613	7075	7174
4400	18568	7175	7274
4600	19533	7275	7374
4800	20508	7375	7474
5000	21493	7475	7574

VELOCITIES AT SP 582

TIME	DEPTH	V-RMS	V-INT
MS	M	M/S	M/S
200	200	5100	5100
400	1147	5100	5100
600	2049	5250	5250
800	2917	5350	5350
1000	3749	5450	5511
1200	4549	5575	5682
1400	5342	5675	5775
1600	6145	5775	5874
1800	6962	5875	5974
2000	7790	5975	6074
2200	8629	6075	6174
2400	9479	6175	6274
2600	10340	6275	6374
2800	11212	6375	6474
3000	12095	6475	6574
3200	12989	6575	6674
3400	13893	6675	6774
3600	14808	6775	6874
3800	15733	6875	6974
4000	16668	6975	7074
4200	17613	7075	7174
4400	18568	7175	7274
4600	19533	7275	7374
4800	20508	7375	7474
5000	21493	7475	7574

VELOCITIES AT SP 557

TIME	DEPTH	V-RMS	V-INT
MS	M	M/S	M/S
200	200	5100	5100
400	1147	5100	5100
600	2049	5250	5250
800	2917	5350	5350
1000	3749	5450	5511
1200	4549	5575	5682
1400	5342	5675	5775
1600	6145	5775	5874
1800	6962	5875	5974
2000	7790	5975	6074
2200	8629	6075	6174
2400	9479	6175	6274
2600	10340	6275	6374
2800	11212	6375	6474
3000	12095	6475	6574
3200	12989	6575	6674
3400	13893	6675	6774
3600	14808	6775	6874
3800	15733	6875	6974
4000	16668	6975	7074
4200	17613	7075	7174
4400	18568	7175	7274
4600	19533	7275	7374
4800	20508	7375	7474
5000	21493	7475	7574

VELOCITIES AT SP 514

TIME	DEPTH	V-RMS	V-INT
MS	M	M/S	M/S
200	200	5100	5100
400	1147	5100	5100
600	2049	5250	5250
800	2917	5350	5350
1000	3749	5450	5511
1200	4549	5575	5682
1400	5342	5675	5775
1600	6145	5775	5874
1800	6962	5875	5974
2000	7790	5975	6074
2200	8629	6075	6174
2400	9479	6175	6274
2600	10340	6275	6374
2800	11212	6375	6474
3000	12095	6475	6574
3200	12989	6575	6674
3400	13893	6675	6774
3600	14808	6775	6874
3800	15733	6875	6974
4000	16668	6975	7074
4200	17613	7075	7174
4400	18568	7175	7274
4600	19533	7275	7374
4800	20508	7375	7474
5000	21493	7475	7574

VELOCITIES AT SP 513

TIME	DEPTH	V-RMS	V-INT
MS	M	M/S	M/S
200	200	5100	5100
400	1147	5100	5100
600	2049	5250	5250
800	2917	5350	5350
1000	3749	5450	5511
1200	4549	5575	5682
1400	5342	5675	5775
1600	6145	5775	5874
1800	6962	5875	5974
2000	7790	5975	6074
2200	8629	6075	6174
2400	9479	6175	6274
2600	10340	6275	6374
2800	11212	6375	6474
3000	12095	6475	6574
3200	12989	6575	6674
3400	13893	6675	6774
3600	14808	6775	6874
3800	15733	6875	6974
4000	16668	6975	7074
4200	17613	7075	7174
4400	18568	7175	7274
4600	19533	7275	7374
4800	20508	7375	7474
5000	21493	7475	7574

VELOCITIES AT SP 495

TIME	DEPTH	V-RMS	V-INT
MS	M	M/S	M/S
200	200	5100	5100
400	1147	5100	5100
600	2049	5250	5250
800	2917	5350	5350
1000	3749	5450	5511
1200	4549	5575	5682
1400	5342	5675	5775
1600	6145	5775	5874
1800	6962	5875	5974
2000	7790	5975	6074
2200	8629	6075	6174
2400	9479	6175	6274
2600	10340	6275	6374
2800	11212	6375	6474
3000	12095	6475	6574
3200	12989	6575	6674
3400	13893	6675	6774
3600	14808	6775	6874
3800	15733	6875	6974
4000	16668	6975	7074
4200	17613	7075	7174
4400	18568	7175	7274
4600	19533	7275	7374
4800	20508	7375	7474
5000	21493	7475	7574

VELOCITIES AT SP 472

TIME	DEPTH	V-RMS	V-INT
MS	M	M/S	M/S
200	200	5100	5100
400	1181	5200	5250
600	2108	5350	5350
800	2969	5450	5450
1000	3768	5575	5682
1200	4549	5675	5775
1400	5342	5775	5874
1600	6145	5875	5974
1800	6962	5975	6074
2000	7790	6075	6174
2200	8629	6175	6274
2400	9479	6275	6374
2600	10340	6375	6474
2800	11212	6475	6574
3000	12095	6575	6674
3200	12989	6675	6774
3400	13893	6775	6874
3600	14808	6875	6974
3800	15733	6975	7074
4000	16668	7075	7174
4200	17613	7175	7274
4400	18568	7275	7374
4600	19533	7375	7474
4800	20508	7475	7574
5000	21493	7575	7674



9229 P28 1E

Canada Oil and Gas Lands Administration
Administration des droits et du gas des terres du Canada
MAY 1 1985
Resource Evaluation
Direction de l'évaluation des Ressources

PETRO-CANADA

AREA: COLVILLE

LINE: 90X NORTHEAST ▶ SP 450 - 50

SECTION TYPE: COMM STRUCTURAL STACK

POLARITY: NORMAL (FIRST BREAKS TURN DOWN)

LOCATION: NTS 96O

RECORDING

RECORDED BY : SEISCOM DELTA UNITED LTD PARTY : 652
ENERGY SOURCE : DYNAMITE DATE : JANUARY 1984
INSTRUMENTS : DFS V RECORD LENGTH : 6.SEC
FIELD FILTER : 8 - 128 SAMPLE RATE : 2 MS
GAIN : FLOATING POINT TRACES/SHOT : 96
SOURCE ARRAY : SINGLE HOLE SHOT DEPTH : 15 M
GEOPHONE ARRAY : 9 M7 WIJIS METERS
SPREAD DESCRIPTION : (-1)(15RW - 33M)(W) X (W)(33M - 15RW)(W)
GEOPHONE TYPE : GEOSOURCE 10 HZ.
GROUP INTERVAL : 33 M FOLD : 1200 %
SHOT INTERVAL : 132 M VIBROSEIS :
SWEEP LENGTH :
SWEEP :

COMMENTS :

PROCESSING DESCRIPTION

DATE : FEBRUARY 1984

1 DEMULTIPLEX(DISPLAY): 2 MS SAMPLE RATE
2 EDIT
3 AMPLITUDE RECOVERY
EXP GAIN
4 F-K FILTERING
(REJ)FR (0L)-(M5)FR (100D)-(100M)-FR (0D)-(4W)-(M5)-FR (0D)
5 DECONVOLUTION -TYPE : SPIKING

OPERATOR LENGTH : 80 MS PREWHITENING : 1 %
DESIGN WINDOW : 300 TO 3000 MS AT 33 M OFFSET
800 TO 3500 MS AT 1584 OFFSET
6 STRUCTURAL CORRECTIONS - INTERCEPT METHOD

DATUM : **805 M** DATUM VELOCITY : 5500 M/SEC
SAMPLE RATE : 2 MS

7 EDIT-ZERO RANGES 0 M. TO 198 M.
8 CDP VELOCITY SPECTRA
9 AUTOSTAT/WASEC - SURFACE CONSISTENT RESIDUAL STATICS
WINDOW : 350 - 1000 MS.
10 SHOT GEOPHONE STACK
11 CDP VELOCITY SPECTRA
12 NMO
13 COMMON RANGE STACK
14 AGC - AUTOMATIC AMPLITUDE CONTROL 250 MS. WINDOW
15 TRACE MUTING
DISTANCE (M) 0 528 1584
TIME (MS) 0 150 350
16 FILTER - TIME VARIANT
80/120 - 80/120 FROM 0 MS.TO 1800 MS.
18/120 - 55/120 FROM 1800 MS.TO 4000 MS.

17 STACK : 1200 %
18 AGC - AUTOMATIC AMPLITUDE CONTROL 400 MS. WINDOW
19 CDP - COHERENCY AMPLIFICATION
20 DISPLAY TO FILM
SCALE: HORZ 42 TR/IN VERT 3.75 IPS
CDP INTERVAL 16.5 M.
JOB NUMBER : 841058

Terra Survey Ltd
2050 Walkley Rd. Ottawa, Ont.
Canada K1G 3P5
Tel. (613) 731-9571
Telex. 053 3502 Cable: TERRA

PROJ. NO. 9229-P28-1E

LINE NO. 90X

PART NO. 1 OF 3

R.R. 10X

terra surveys ltd
2060 Walkley Rd. Ottawa, Ont.
Canada K1G 3P5
Tel. (613) 731-9571
Telex: 053-3502 Cable: TERRA

PROJ. NO. 9229-P28-1E LINE NO. 90X PART NO. 2 OF 3 R.R. 10X